

Coaxial

Precision Fixed Attenuator

BW-N20W50+

50Ω 20 dB DC to 18 GHz



CASE STYLE: GH1788

The Big Deal

- High Power Handling, 50W
- Excellent VSWR, 1.30 typ.
- Wide Frequency Range, DC to 18 GHz

Product Overview

The BW-N20W50+ 20 dB precision fixed attenuator achieves outstanding flatness versus frequency from DC to 18 GHz while handling high power signals up to 50W. High power handling, excellent VSWR, and precise performance make the BW-N20W50+ ideal for a variety of test lab and system applications including high power measurement, improving matching, test setups, and other functions demanding accurate attenuation and high power capability.

Key Features

Feature	Advantages
Wide Frequency Range	DC to 18 GHz frequency range gives the BW-N20W50+ attenuator versatile application functionality.
Excellent VSWR, 1.30 typ.	Well-matched for 50Ω systems; reduces effects of phase variation.
Flat attenuation	Accurate performance within ±0.5 dB over the full frequency range.
Rugged Construction	Excellent durability for a long lifetime of use.
Heat Dissipation Fins	Designed to dissipate heat efficiently, the BW-N20W50+ requires no external cooling equipment.
Compact Size (2.65" x 2.65" x 4.5")	Outstanding performance capability and power handling without prohibitive space constraints.

Notes

- A. Performance and quality attributes and conditions not expressly stated in this specification document are intended to be excluded and do not form a part of this specification document.
B. Electrical specifications and performance data contained in this specification document are based on Mini-Circuit's applicable established test performance criteria and measurement instructions.
C. The parts covered by this specification document are subject to Mini-Circuits standard limited warranty and terms and conditions (collectively, "Standard Terms"); Purchasers of this part are entitled to the rights and benefits contained therein. For a full statement of the Standard Terms and the exclusive rights and remedies thereunder, please visit Mini-Circuits' website at www.minicircuits.com/MCLStore/terms.jsp



Coaxial Precision Fixed Attenuator

BW-N20W50+

50Ω 50W 20dB DC to 18 GHz

Maximum Ratings

Operating Temperature -55°C to 100°C**

Storage Temperature -55°C to 100°C

**85°C with output into open or short.

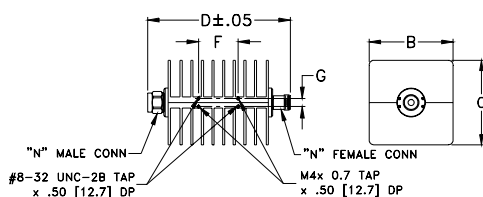
Permanent damage may occur if any of these limits are exceeded.

Coaxial Connections

IN (50W) N-Male

OUT N-Female

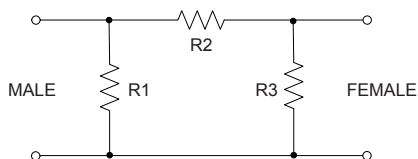
Outline Drawing



Outline Dimensions (inch/mm)

B	C	D	E	F	G	wt.
2.65	2.65	4.50	--	1.25	.25	grams
67.31	67.31	114.30	--	31.75	6.35	720.0

Simplified Electrical Schematic



Features

- DC to 18 GHz
- precise attenuation
- excellent VSWR, 1.30 typ
- passivated stainless steel N-type connectors
- unidirectional

Applications

- matching
- instrumentation
- test set-ups
- high power measurements



Generic photo used for illustration purposes only

CASE STYLE: GH1788

Connectors Model
N-type BW-N10W50+

+RoHS Compliant

The +Suffix identifies RoHS Compliance. See our web site for RoHS Compliance methodologies and qualifications

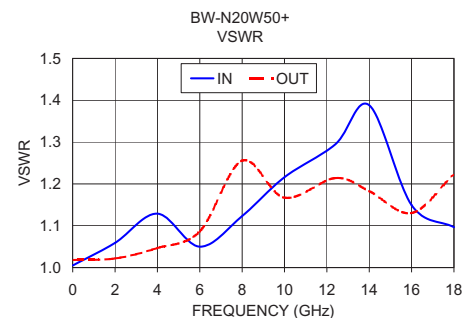
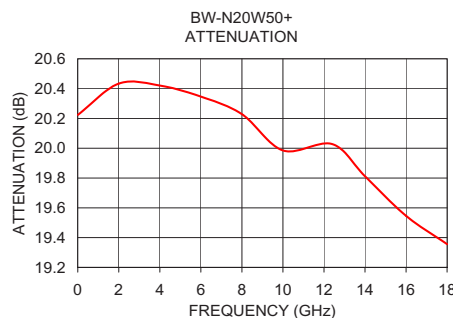
Electrical Specifications at 25°C

Parameter	Condition (GHz)	Min.	Typ.	Max.	Unit
Frequency Range		DC	—	18	GHz
Attenuation	DC - 18	19.0	20.0	21.0	dB
VSWR	IN	—	—	1.45	:1
	OUT	—	—	1.5	
Input Power ¹	DC - 18	—	—	50	W

1. Max. power at 25°C ambient, derate linearly to 20W at 100°C. Peak power 500W max. 5µsec. pulse width, 100Hz PRF, input N-Male. 5W max. at N-Female.

Typical Performance Data

Frequency (GHz)	Attenuation (dB)	VSWR (:1)	
		IN	OUT
0.01	20.22	1.01	1.02
2.0	20.43	1.06	1.02
4.0	20.42	1.13	1.05
6.0	20.35	1.05	1.09
8.0	20.23	1.12	1.26
10.0	19.99	1.22	1.17
12.4	20.03	1.29	1.21
14.0	19.81	1.39	1.18
16.0	19.55	1.15	1.13
18.0	19.36	1.10	1.22



Notes

A. Performance and quality attributes and conditions not expressly stated in this specification document are intended to be excluded and do not form a part of this specification document.

B. Electrical specifications and performance data contained in this specification document are based on Mini-Circuit's applicable established test performance criteria and measurement instructions.

C. The parts covered by this specification document are subject to Mini-Circuits standard limited warranty and terms and conditions (collectively, "Standard Terms"); Purchasers of this part are entitled to the rights and benefits contained therein. For a full statement of the Standard Terms and the exclusive rights and remedies thereunder, please visit Mini-Circuits' website at www.minicircuits.com/MCLStore/terms.jsp



www.minicircuits.com P.O. Box 350166, Brooklyn, NY 11235-0003 (718) 934-4500 sales@minicircuits.com

REV. A
M151107
BW-N20W50+
RS/CP
200818
Page 2 of 2