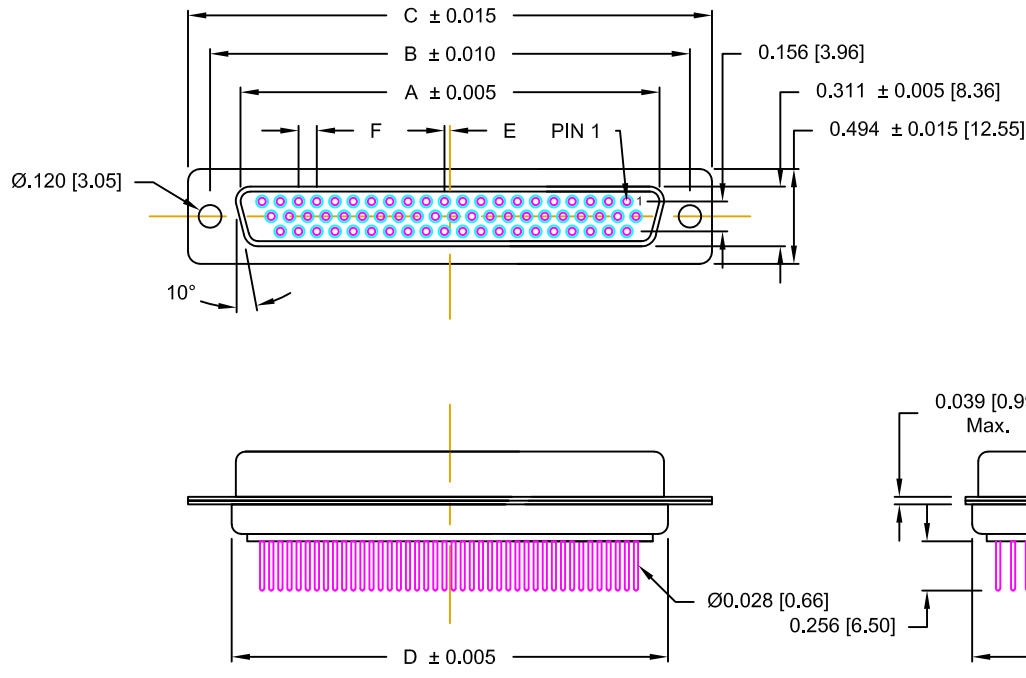


DESCRIPTION: FEMALE - HIGH DENSITY - MACHINED CONTACTS - VERTICAL



DIMENSIONS (IN.)

No. OF PINS	A	B	C	D	E	F
15	0.643	0.984	1.213	0.759	0.010	0.090
26	0.971	1.312	1.541	1.083	0.020	0.090
44	1.511	1.852	2.088	1.625	0.020	0.090

DIMENSIONS (MM.)

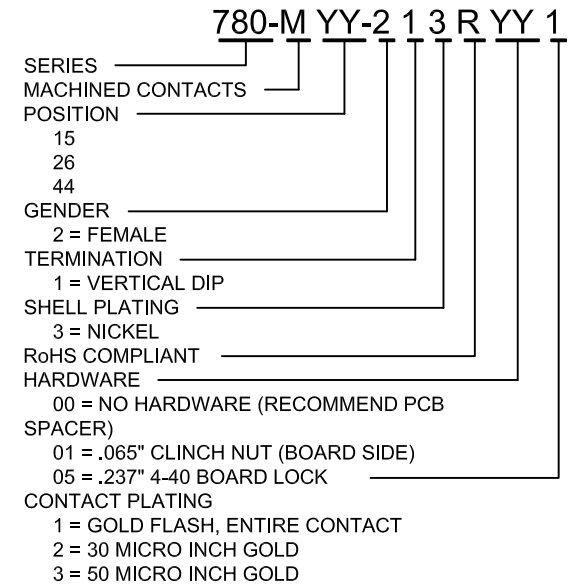
No. OF PINS	A	B	C	D	E	F
15	16.33	24.99	30.81	19.28	0.25	2.29
26	24.66	33.32	39.14	27.51	0.51	2.29
44	38.38	47.04	53.04	41.28	0.51	2.29

MATERIALS AND FINISH:

SHELL: STEEL MATERIAL, NICKEL FINISH
 INSULATOR: PA9T = 260°C, UL 94V-0 RATED, BLACK
 CONTACT MATERIAL: BRASS
 CONTACT FINISH: FULL GOLD FLASH
 SEAL MATERIAL: F04 FLEXIBLE ADHESIVE

ELECTRICAL:

CONTACT CURRENT RATING: 5 AMPS
 CONTACT RESISTANCE: 10 mOHMS Max.
 DIELECTRIC WITHSTANDING VOLTAGE: 1,000 VAC Min.
 INSULATION RESISTANCE: 5,000 MOHMS Min.
 TEMPERATURE RATING: -55° ~ +125° C



MEETS IP67 STANDARDS

(SEE PAGE 3 FOR SEALING DETAILS)

RoHS COMPLIANT

UNITS = INCHES [MM] DO NOT SCALE FROM DRAWING



THESE DRAWINGS AND SPECIFICATIONS ARE THE PROPERTY OF NorComp AND SHALL NOT BE REPRODUCED, COPIED OR USED AS THE BASIS FOR THE MANUFACTURE OR SALE OF APPARATUS WITHOUT WRITTEN PERMISSION.

DRAWN:

J. KADEL

DATE:

08/08/2018

NorComp

SCALE:

NTS

SHEET

1

OF

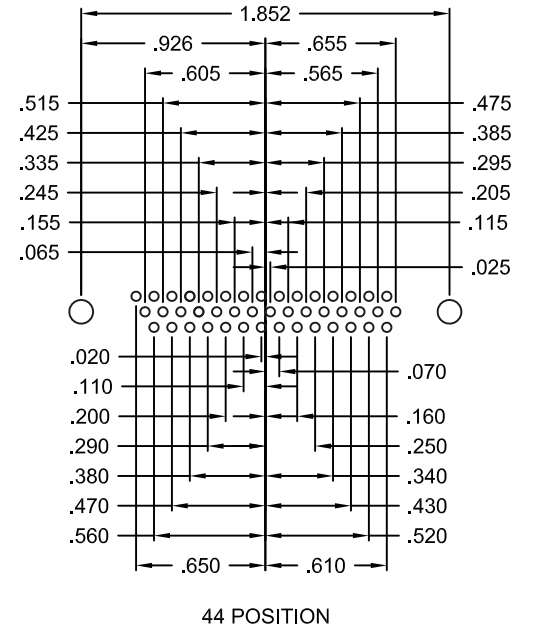
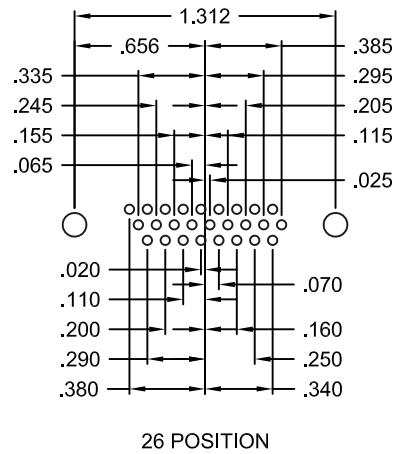
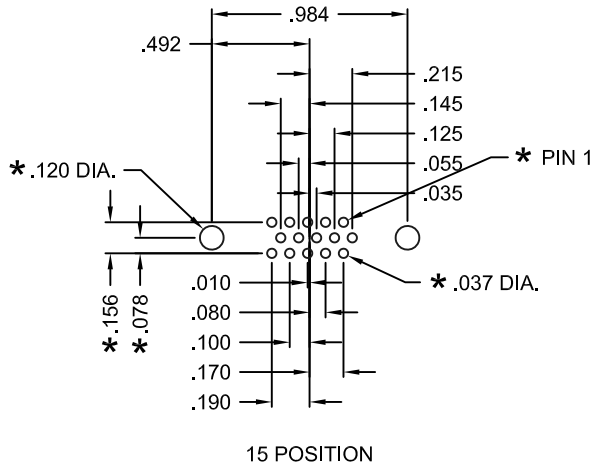
4

REV

9

DWG NO.

780-MYY-213RYY1



* TYP. ON ALL SIZES

RoHS COMPLIANT

UNITS = INCHES [MM] DO NOT SCALE FROM DRAWING



THESE DRAWINGS AND SPECIFICATIONS ARE THE PROPERTY OF NorComp AND SHALL NOT BE REPRODUCED, COPIED OR USED AS THE BASIS FOR THE MANUFACTURE OR SALE OF APPARATUS WITHOUT WRITTEN PERMISSION.

DRAWN:

J. KADEL

DATE:

08/08/2018

NorComp

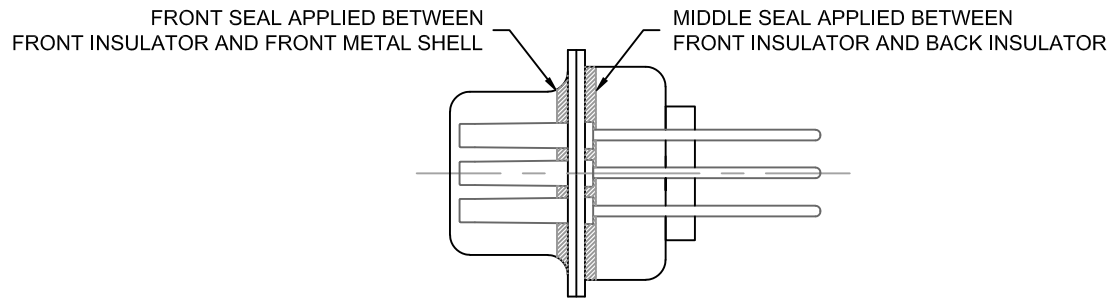
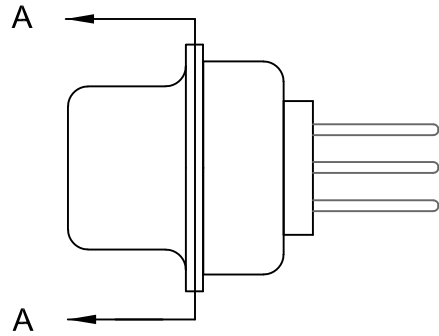
SCALE:
NTS

SHEET OF
2 OF 4

REV
9

DWG NO.

780-MYY-213RYY1



DETAIL A-A

RoHS COMPLIANT

UNITS = INCHES [MM] DO NOT SCALE FROM DRAWING



THESE DRAWINGS AND SPECIFICATIONS ARE THE PROPERTY OF NorComp AND SHALL NOT BE REPRODUCED, COPIED OR USED AS THE BASIS FOR THE MANUFACTURE OR SALE OF APPARATUS WITHOUT WRITTEN PERMISSION.

DRAWN:

J. KADEL

DATE:

08/08/2018

NorComp

SCALE:
NTS

SHEET OF
3 4

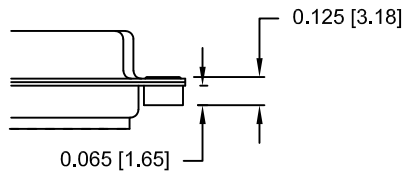
REV
9

DWG NO.

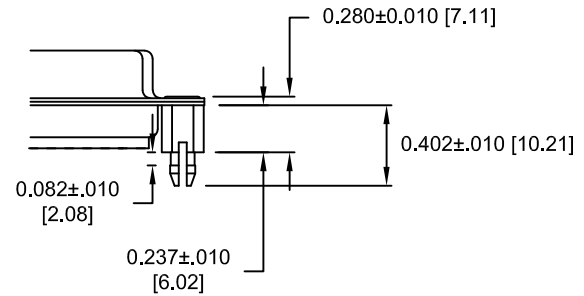
780-MYY-213RYY1

ALL CLINCH-NUTS ARE 4-40 INTERNAL THREADS

01X 0.065" (BOARD SIDE)



05X 0.237" (BOARD SIDE)



RoHS COMPLIANT

UNITS = INCHES [MM] DO NOT SCALE FROM DRAWING



THESE DRAWINGS AND SPECIFICATIONS ARE THE PROPERTY OF NorComp AND SHALL NOT BE REPRODUCED, COPIED OR USED AS THE BASIS FOR THE MANUFACTURE OR SALE OF APPARATUS WITHOUT WRITTEN PERMISSION.

DRAWN:

J. KADEL

DATE:

08/08/2018

NorComp

SCALE:
NTS

SHEET OF
4 4

REV
9

DWG NO.

780-MYY-213RYY1