



# Product Specification

**Ningbo East Electronics Limited**

NO. 88 East Jinhui Road, Yinzhou Ningbo 315100, P.R.China

<http://www.east-mingtao.com>

Product Name:	Ultrasonic Annunciator
Part Number:	W-05
Version:	1.02
Date:	2019-10-16
Note:	

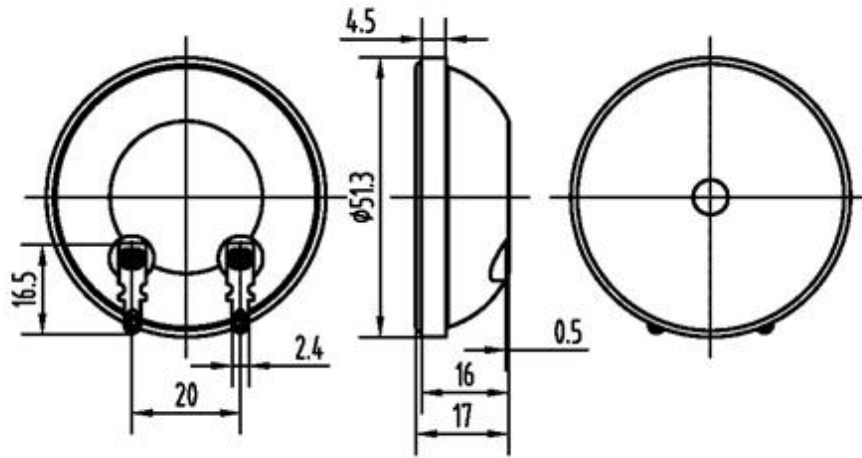
**East is an ISO 9001 , IATF16949 and ISO 14001 Certified Company**

## Revision History

Rev.	Description	Author/Date	Checked By	Approver
1.02	Quality management system revised	汤礼东 2019-10-16	吕文斌	王建成
1.01	Quality Certificate Symbol revised	刘宁 2015-2-12	汤礼东	王建成
1.0	Released	汤礼东 2012-1-30	张春雷	王建成

## 1. Part Number W-05

## 2. Dimension Drawing (Unit: mm)



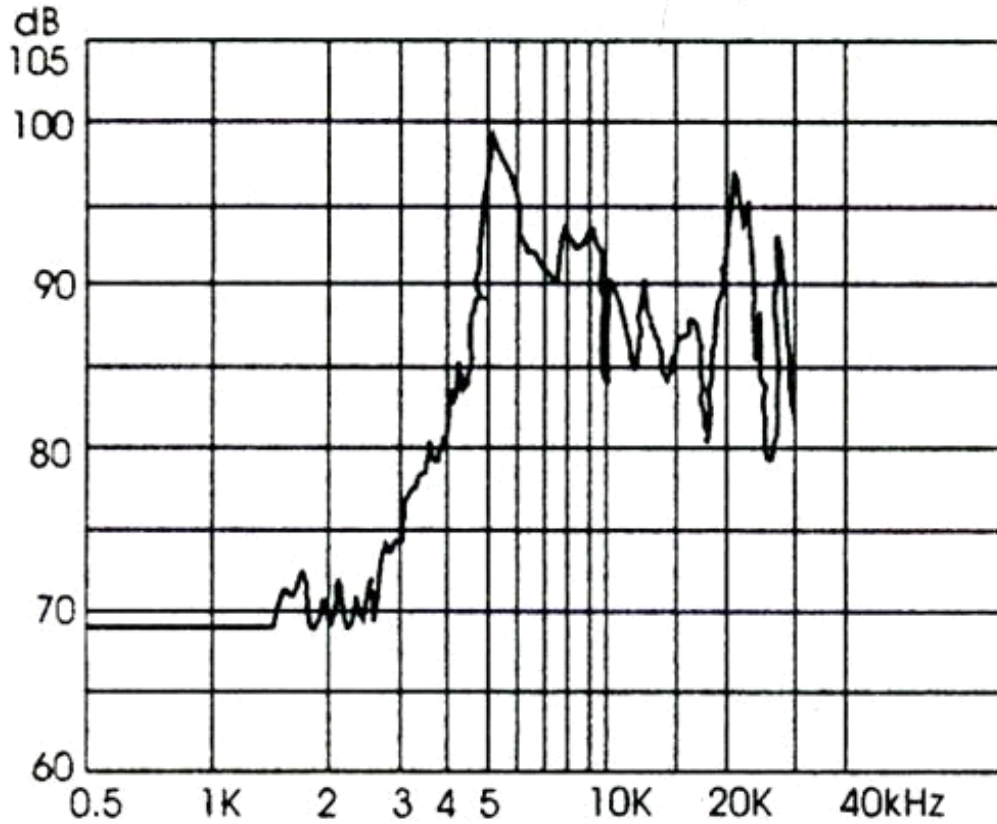
## 3. Specification

No.	Item	Specification
3-1	Min. Sound Pressure Level	95dB/22±1kHz/2.83Vrms sine wave /50cm
3-2	Allowable Input Voltage	30Vp-p
3-3	Capacitance	110±30% nF (At 120Hz)
3-4	Resonant Frequency	22±1.0kHz
3-5	Operating Temperature	-20~+70°C
3-6	Case Material /Color	ABS/Black
3-7	Weight	8.5g
3-8	Pin Strength	More than 10N

### NOTES:

Test should be made under the conditions of room temperature ( $20\pm 10^{\circ}\text{C}$ ), normal humidity ( $60\pm 20\%$ ) and normal atmospheric pressure. In this case, however, that the judgment is questionable, the test conditions are to be changed to room temperature  $20\pm 2^{\circ}\text{C}$ , relative humidity 60~70% and normal atmospheric pressure

#### 4. Typical Frequency Response Curve



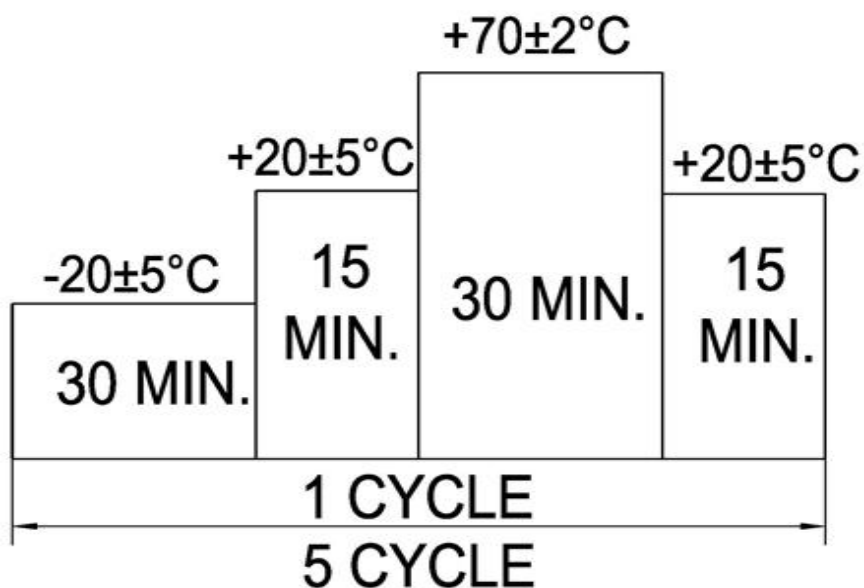
**Note:** Input Voltage 2.83Vrms sine wave  
Distance 50cm

#### 5. Reliability Test

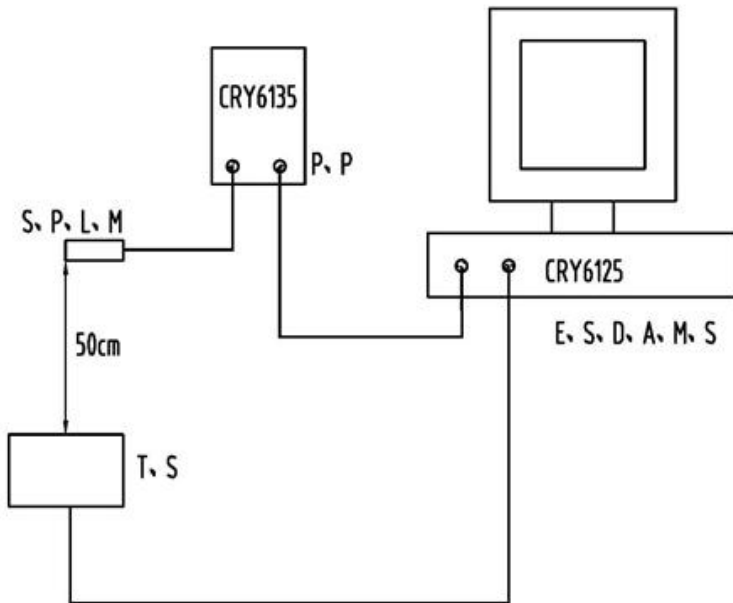
No.	Item	Method of Test	Tolerance after Testing
5-1	Operating Temperature	-20~+70°C	Sound pressure level initial value $\pm 10$ dB
5-2	Storage in high temperature	Storage in +70°C test box 96 hours then exposed to the room temperature for 2 hours	
5-3	Storage in low temperature	Storage in -20°C test box 96 hours then exposed to the room temperature for 2 hours	Capacitance value $\pm 20\%$
5-4	Life test in the room temperature	Operate the product continuously 5 seconds on 5 seconds off 300 hours at rated voltage	
5-5	Temperature / humidity cycle test	Storage in +40°C, 93 $\pm$ 3%RH test box 96 hours then exposed to the room temperature for 2 hours	
5-6	Temperature (high and low) cycle test	Conduct the test for 5 cycles without applying power then expose to the room temperature for 2 hours.(See Figure 5-6)	

5-7	Vibration test	Conduct the test for the directions of X Y and Z for 0.5 hour each (total 1.5 hours). To-and Fri sweep time(from 10 to 55Hz and then 55 to 10) under single amplitude of 0.75mm is 3 minute, then expose to the room temperature for 2 hours	
5-8	Soldering heat resistance test	Dip the connecting pins in soldering at $260\pm 5^{\circ}\text{C}$ for $10\pm 1$ seconds	
5-9	Test of soldering	Dip the connecting pins in soldering at $230\pm 5^{\circ}\text{C}$ for $3\pm 0.5$ seconds	Solder shall be attached around over 95% of the dipped portion

Figure 5-6



## 6. Electrical Testing Method



S.P.L.M	Sound Pressure Level Meter
T.S	Testing Sample
P.P	Preamplifier Power
E.S.D.A.M.S	Electric Sound Device Analyzer Meter Series

## 7. Packing Information

**Packing:** 720 pcs per export carton

**Carton Size:** 47× 30.5× 31 cm

**G. Weight:** 7.7 kgs **N. Weight:** 6.1 kgs