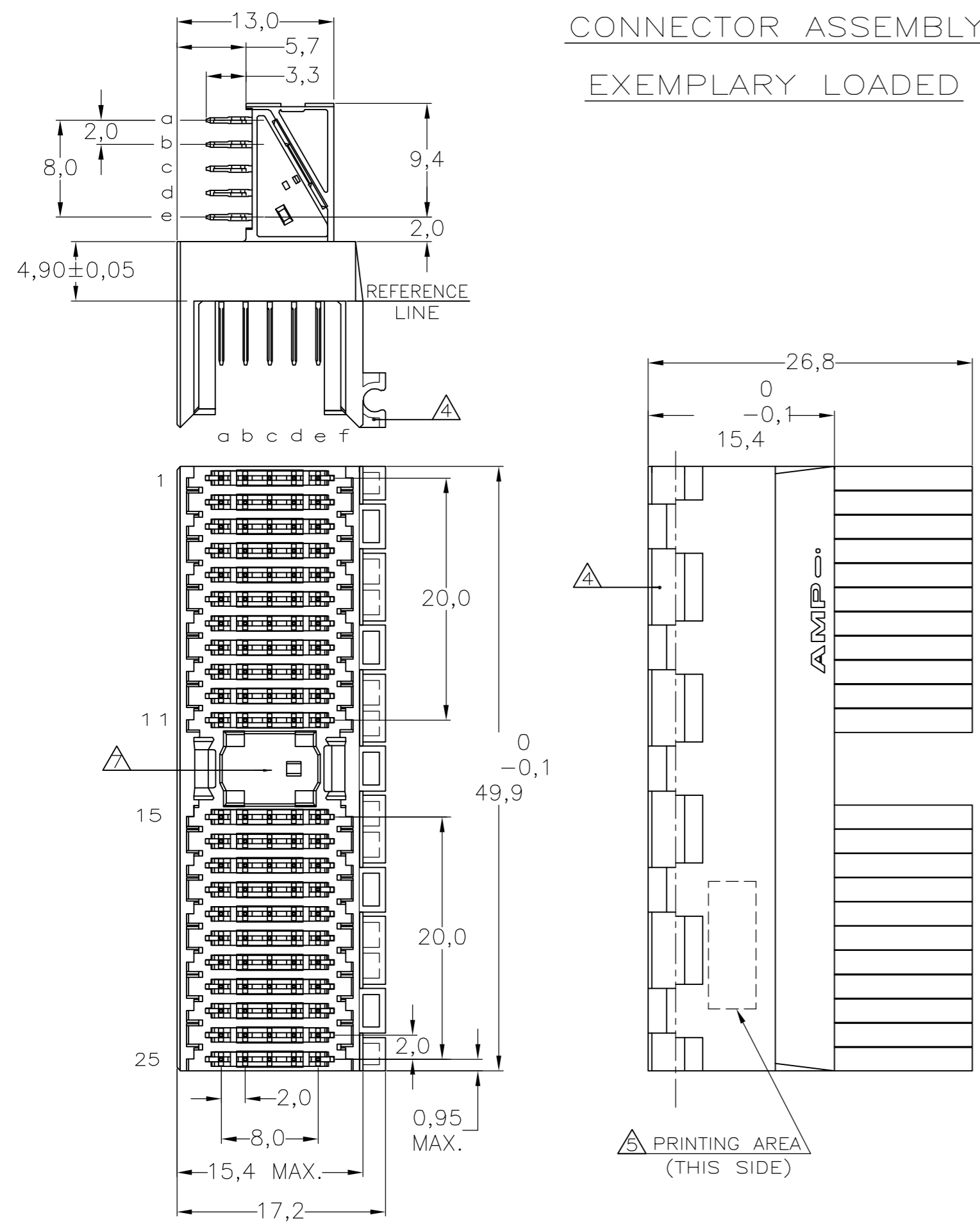
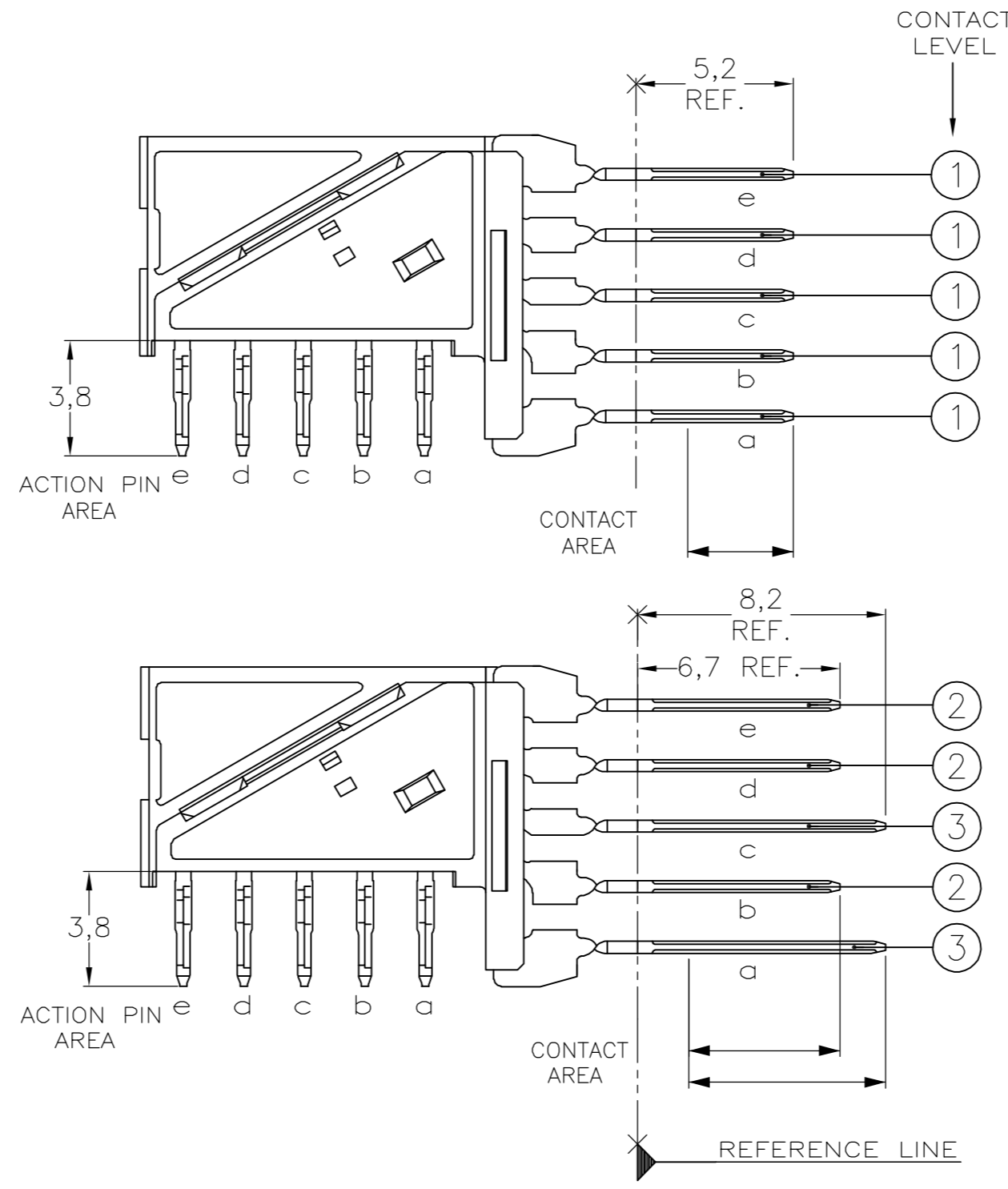


THIS DRAWING IS UNPUBLISHED. RELEASED FOR PUBLICATION
 © COPYRIGHT BY TYCO ELECTRONICS CORPORATION. ALL RIGHTS RESERVED.

CONNECTOR ASSEMBLY
 EXEMPLARY LOADED



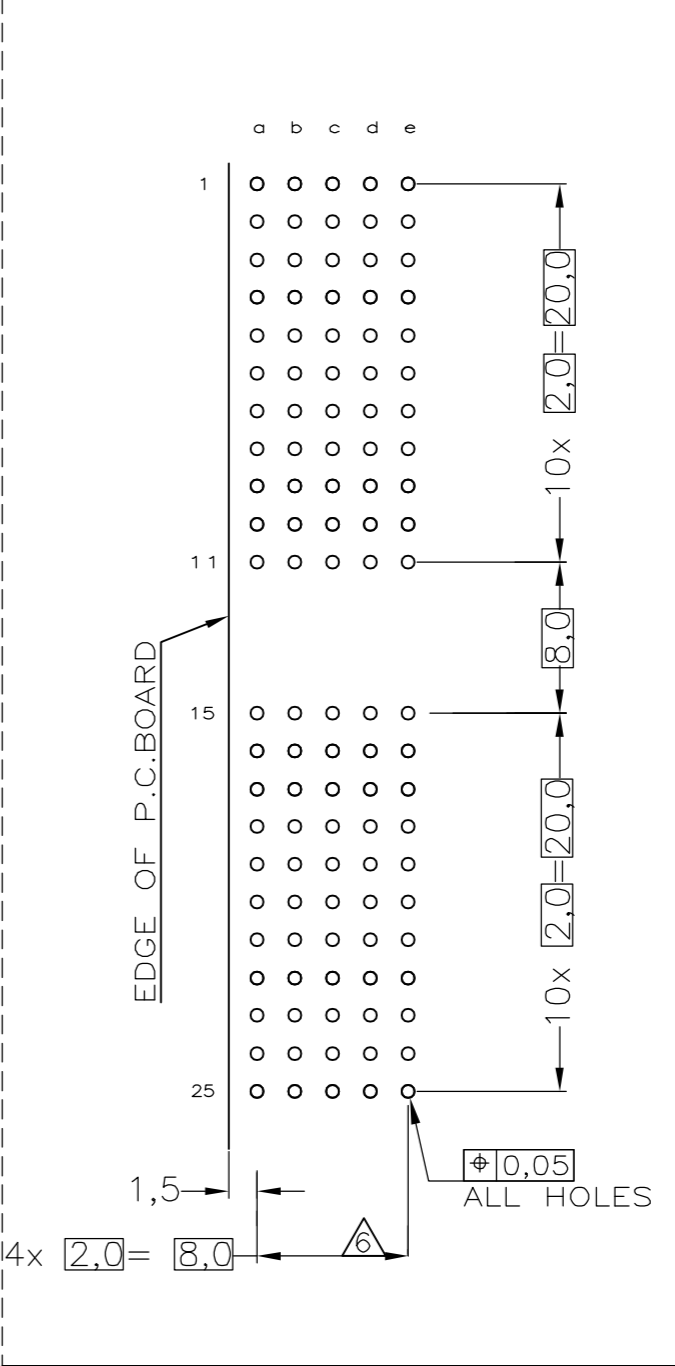
CONTACT DIMENSIONS



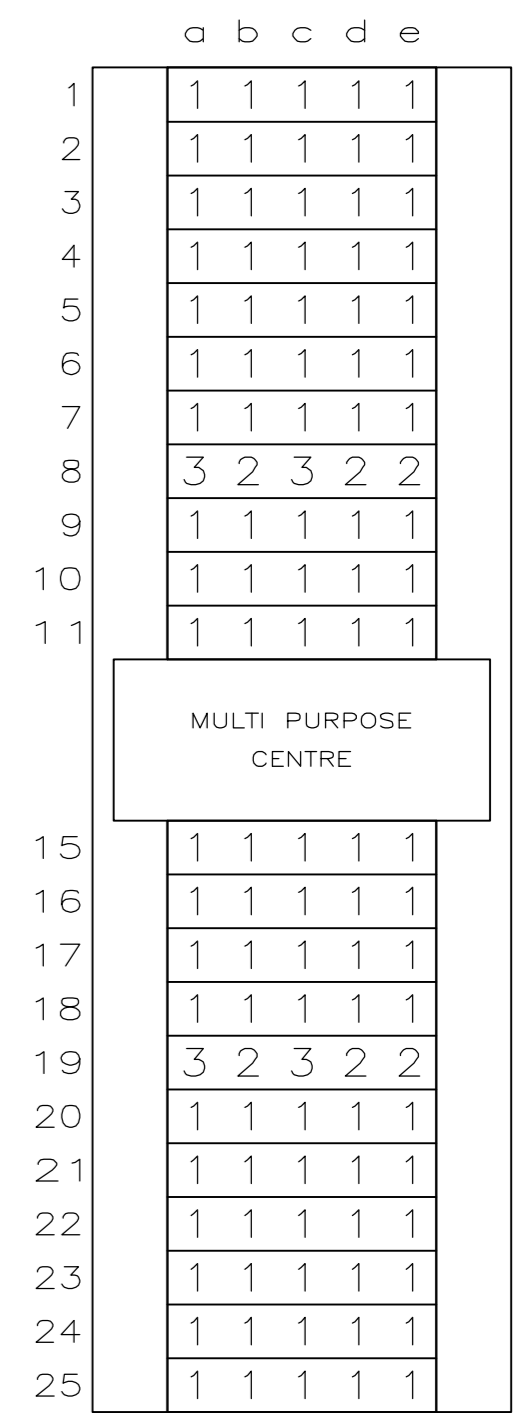
Loc	DIST	REVISIONS			
P	LTR	DESCRIPTION	DATE	DWN	APVD
J		EHC0-0195-04	06-07-04	DvdB	BM
K		EH10-0680-05	06-06-05	BSV	BM
K1		ECR-06-002635	07-02-06	BSV	BM

RECOMMENDED PCB-HOLE LAY-OUT

COMPONENT SIDE SHOWN



CONTACT LAYOUT



P.C.B. HOLE DIM. ACTION PIN
 FOR DETAILS SEE
 APPLICATION SPECIFICATION

- NOTES:
- 1 MATERIAL HOUSING : GREY GLASSFILLED POLYESTER
UL-RATING V0
 - 2 CONTACT : PHOSPHORBRONZE
 - 3 GENERAL PLATING SPECIFICATION: UNDERPLATING (ENTIRE CONTACT):
1,27µm NICKEL MIN. AND ACTION PIN: 0,5µm TIN-LEAD MIN.
FOR PLATING OF MATING SURFACES SEE APPLICABLE SPECIFICATION
REFERENCE FOR EACH DASH NUMBER.
 - 4 CONFORMS TO ALL TESTING ACCORDING IEC 61076-4-101
PERFORMANCE LEVEL 2.
 - 5 CONNECTOR ASSEMBLY WITH LATCH HINGE FOR CABLE CONNECTOR.
 - 6 CONNECTOR PRINTED WITH PARTNUMBER AND DATECODE
 - 7 PLATED-THROUGH HOLES AT 2x2mm SQUARE GRID.
 - 8 AREA FOR KEYING PART (BASIC PART NUMBER 100525).

CONTACT FINISH	MATERIAL	1-106430-1
		106430-1

THIS DRAWING IS A CONTROLLED DOCUMENT.

DIMENSIONS: MM	TOLERANCES UNLESS OTHERWISE SPECIFIED:	DWN 15DEC97 L.V.D.HEIJDEN	 Tyco Electronics Corporation s-Hertogenbosch, Netherlands,
		CHK 15DEC97 D.TRUREN	
		APVD F.v.KONINGSBRUGGE	Z-PACK 2MM HM TYPE A 110 POS. RIGHT ANGLE MALE CONNECTOR ASSEMBLY
		PRODUCT SPEC	
MATERIAL	FINISH	APPLICATION SPEC 114-19029	RESTRICTED TO
		WEIGHT	SIZE A2 CAGE CODE 00779 DRAWING NO. C=106430
		CUSTOMER DRAWING	SCALE NTS SHEET 1 OF 1 REV K1