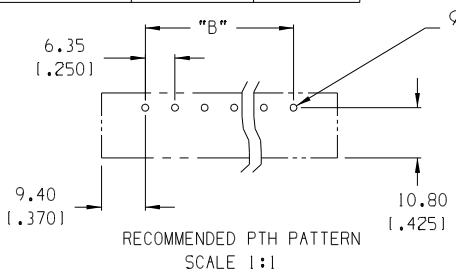
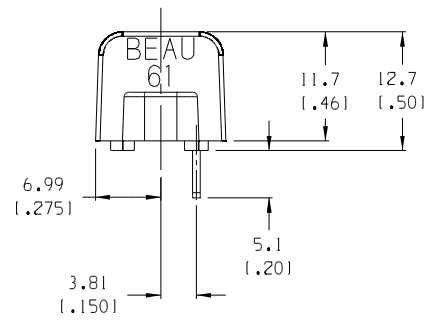
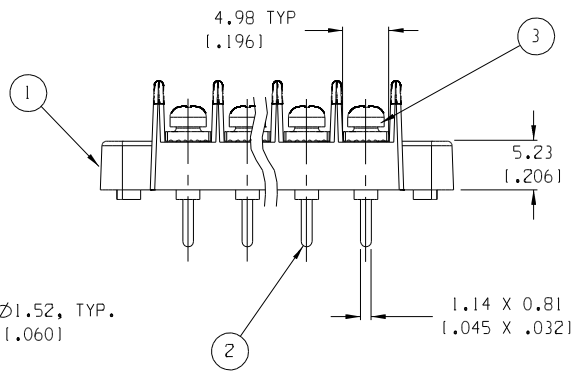
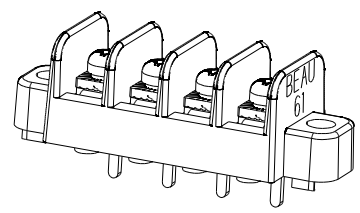
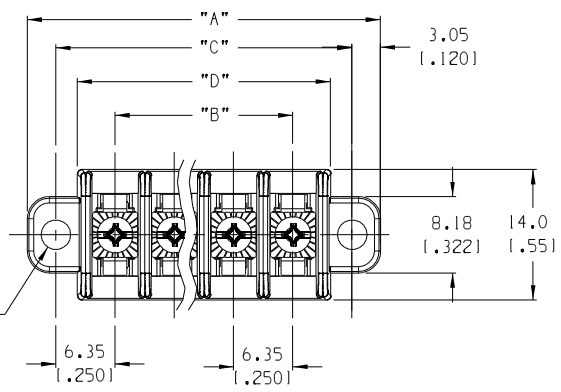


	10	9		8		7		6	5	4	3	2	1
	QTY. OF CIRC. "XX"	DIM. "A"		DIM. "B"		DIM. "C"		DIM. "D"		MATERIAL # (-50 OPT.)			
F	02	25.1	1.991	6.35	1.2501	19.05	1.7501	14.4	1.571	38610-7602			
	03	31.5	1.241	12.70	1.5001	25.40	1.10001	20.8	1.821	38610-7603			
	04	37.8	1.491	19.05	1.7501	31.75	1.2501	27.1	1.1071	38610-7604			
	05	44.2	1.741	25.40	1.10001	38.10	1.15001	33.5	1.1321	38610-7605			
	06	50.5	1.991	31.75	1.2501	44.45	1.17501	39.8	1.1571	38610-7606			
	07	56.9	1.241	38.10	1.15001	50.80	1.20001	46.2	1.1821	38610-7607			
	08	63.2	1.491	44.45	1.17501	57.15	1.22501	52.5	1.2071	38610-7608			
	09	69.6	1.241	50.80	1.20001	63.50	1.25001	58.9	1.2321	38610-7609			
	10	75.9	1.291	57.15	1.22501	69.85	1.27501	65.2	1.2571	38610-7610			
E	11	82.3	1.341	63.50	1.25001	76.20	1.30001	71.6	1.2821	38610-7611			
	12	88.6	1.391	69.85	1.27501	82.55	1.32501	77.9	1.3071	38610-7612			
	13	95.0	1.3741	76.20	1.30001	88.90	1.35001	84.3	1.3321	38610-7613			
	14	101.3	1.3991	82.55	1.32501	95.25	1.37501	90.6	1.3571	38610-7614			
	15	107.7	1.4241	88.90	1.35001	101.60	1.40001	97.0	1.3821	38610-7615			
	16	114.0	1.4491	95.25	1.37501	107.95	1.42501	103.3	1.4071	38610-7616			
	17	120.4	1.4741	101.60	1.40001	114.30	1.45001	109.7	1.4321	38610-7617			
	18	126.7	1.4991	107.95	1.42501	120.65	1.47501	116.0	1.4571	38610-7618			
	19	133.1	1.5241	114.30	1.45001	127.00	1.50001	122.4	1.4821	38610-7619			
D	20	139.4	1.5491	120.65	1.47501	133.35	1.52501	128.7	1.5071	38610-7620			
	21	145.8	1.5741	127.00	1.50001	139.70	1.55001	135.1	1.5321	38610-7621			
	22	152.1	1.5991	133.35	1.52501	146.05	1.57501	141.4	1.5571	38610-7622			
	23	158.5	1.6241	139.70	1.55001	152.40	1.60001	147.8	1.5821	38610-7623			
	24	164.8	1.6491	146.05	1.57501	158.75	1.62501	154.1	1.6071	38610-7624			
	25	171.2	1.6741	152.40	1.60001	165.10	1.65001	160.5	1.6321	38610-7625			
	26	177.5	1.6991	158.75	1.62501	171.45	1.67501	166.8	1.6571	38610-7626			
	27	183.9	1.7241	165.10	1.65001	177.80	1.70001	173.2	1.6821	38610-7627			
C	28	190.2	1.7491	171.45	1.67501	184.15	1.72501	179.5	1.7071	38610-7628			
	29	196.6	1.7741	177.80	1.70001	190.50	1.75001	185.9	1.7321	38610-7629			
	30	202.9	1.7991	184.15	1.72501	196.85	1.77501	192.2	1.7571	38610-7630			
	31	209.3	1.8241	190.50	1.75001	203.20	1.80001	198.6	1.7821	38610-7631			
	32	215.6	1.8491	196.85	1.77501	209.55	1.82501	204.9	1.8071	38610-7632			



- NOTES:
1. MATERIAL: SEE TABLE
 2. FINISHES: SEE TABLE
 3. PRODUCT SPECIFICATION: NOT REQUIRED
 4. PACKAGING: NOT REQUIRED
 5. MATES WITH: NONE
 6. "XX" REFERS TO NUMBER OF CIRCUITS

ITEM	QTY.	DESCRIPTION	MATERIAL	FINISH
3	XX	SCREW & WASHER, #3-48 (-50 OPT)	STEEL	ZN, CLEAR CHROMATE
2	XX	TERMINAL, PC, STYLE 5	BRASS	TIN PLATE
1	1	BARRIER TERMINAL STRIP	THERMOPLASTIC	BLACK

EC NO. RELEASED DRW: CLY CH: K: APPR:	QUALITY SYMBOLS MAJOR CRITICAL SPC	GENERAL TOLERANCES: (UNLESS SPECIFIED)		SCALE 2:1	DESIGN UNITS <input type="checkbox"/> mm <input checked="" type="checkbox"/> INCH	THIRD ANGLE PROJECTION	PROJECT NO. - - -	DIMENSIONS: <input checked="" type="checkbox"/> mm <input type="checkbox"/> INCH <input type="checkbox"/> mm ONLY	SHEET REV
		4 PLACES ±.0015 3 PLACES ±.005 2 PLACES ±.01 1 PLACE ±.3	DRAWN BY & DATE C. YORK 11-22-04	CHECKED BY & DATE	TITLE: 6.35mm (.250") SR BTS ASSY, CLAMP WASHER SCREW	REVISE ON CAD ONLY			
REV A	DESCRIPTION	ANGULAR: ±2°	DRAFT WHERE APPLICABLE MUST REMAIN WITHIN DIMENSIONS	APPROVED BY & DATE	CAD FILENAME 615XX	MATERIAL NO. SEE CHART	DRAWING NO. SD-38610-004	SHEET NO. 1 OF 1	SIZE B

THIS DRAWING CONTAINS INFORMATION THAT IS PROPRIETARY TO MOLEX INCORPORATED AND SHOULD NOT BE USED WITHOUT WRITTEN PERMISSION.