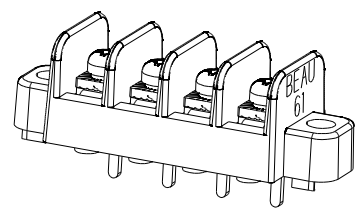
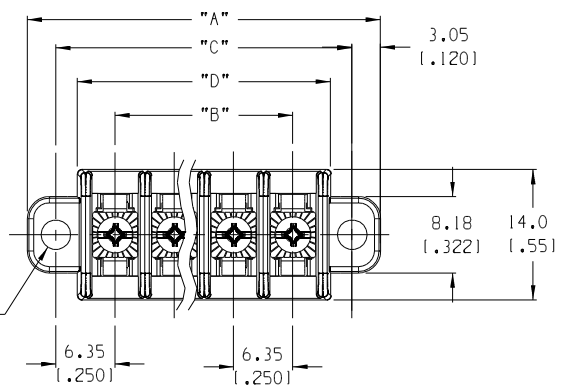
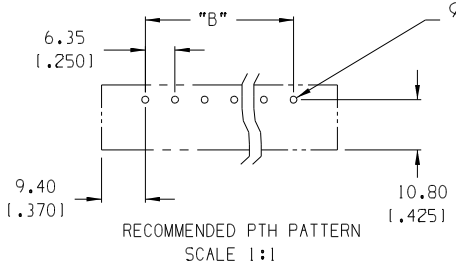
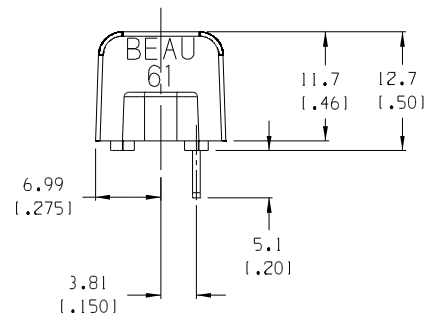
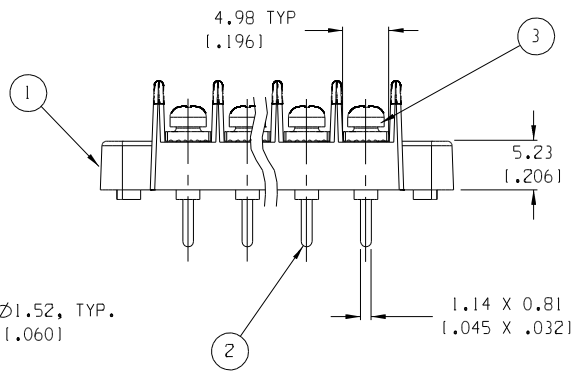


	10	9		8		7		6	5	4	3	2	1	
QTY. OF CIRC. "XX"	DIM. "A"	DIM. "B"		DIM. "C"		DIM. "D"		MATERIAL # (-50 OPT.)						
F 02	25.1	1.991	6.35	1.2501	19.05	1.7501	14.4	1.571	38610-7602					
03	31.5	1.1.241	12.70	1.5001	25.40	1.1.0001	20.8	1.821	38610-7603					
04	37.8	1.1.491	19.05	1.7501	31.75	1.1.2501	27.1	1.1.071	38610-7604					
05	44.2	1.1.741	25.40	1.1.0001	38.10	1.1.5001	33.5	1.1.321	38610-7605					
06	50.5	1.1.991	31.75	1.1.2501	44.45	1.1.7501	39.8	1.1.571	38610-7606					
07	56.9	1.2.241	38.10	1.1.5001	50.80	1.2.0001	46.2	1.1.821	38610-7607					
08	63.2	1.2.491	44.45	1.1.7501	57.15	1.2.2501	52.5	1.2.071	38610-7608					
09	69.6	1.2.741	50.80	1.2.0001	63.50	1.2.5001	58.9	1.2.321	38610-7609					
10	75.9	1.2.991	57.15	1.2.2501	69.85	1.2.7501	65.2	1.2.571	38610-7610					
E 11	82.3	1.3.241	63.50	1.2.5001	76.20	1.3.0001	71.6	1.2.821	38610-7611					
12	88.6	1.3.491	69.85	1.2.7501	82.55	1.3.2501	77.9	1.3.071	38610-7612					
13	95.0	1.3.741	76.20	1.3.0001	88.90	1.3.5001	84.3	1.3.321	38610-7613					
14	101.3	1.3.991	82.55	1.3.2501	95.25	1.3.7501	90.6	1.3.571	38610-7614					
15	107.7	1.4.241	88.90	1.3.5001	101.60	1.4.0001	97.0	1.3.821	38610-7615					
16	114.0	1.4.491	95.25	1.3.7501	107.95	1.4.2501	103.3	1.4.071	38610-7616					
17	120.4	1.4.741	101.60	1.4.0001	114.30	1.4.5001	109.7	1.4.321	38610-7617					
18	126.7	1.4.991	107.95	1.4.2501	120.65	1.4.7501	116.0	1.4.571	38610-7618					
19	133.1	1.5.241	114.30	1.4.5001	127.00	1.5.0001	122.4	1.4.821	38610-7619					
D 20	139.4	1.5.491	120.65	1.4.7501	133.35	1.5.2501	128.7	1.5.071	38610-7620					
21	145.8	1.5.741	127.00	1.5.0001	139.70	1.5.5001	135.1	1.5.321	38610-7621					
22	152.1	1.5.991	133.35	1.5.2501	146.05	1.5.7501	141.4	1.5.571	38610-7622					
23	158.5	1.6.241	139.70	1.5.5001	152.40	1.6.0001	147.8	1.5.821	38610-7623					
24	164.8	1.6.491	146.05	1.5.7501	158.75	1.6.2501	154.1	1.6.071	38610-7624					
25	171.2	1.6.741	152.40	1.6.0001	165.10	1.6.5001	160.5	1.6.321	38610-7625					
26	177.5	1.6.991	158.75	1.6.2501	171.45	1.6.7501	166.8	1.6.571	38610-7626					
27	183.9	1.7.241	165.10	1.6.5001	177.80	1.7.0001	173.2	1.6.821	38610-7627					
28	190.2	1.7.491	171.45	1.6.7501	184.15	1.7.2501	179.5	1.7.071	38610-7628					
C 29	196.6	1.7.741	177.80	1.7.0001	190.50	1.7.5001	185.9	1.7.321	38610-7629					
30	202.9	1.7.991	184.15	1.7.2501	196.85	1.7.7501	192.2	1.7.571	38610-7630					
31	209.3	1.8.241	190.50	1.7.5001	203.20	1.8.0001	198.6	1.7.821	38610-7631					
32	215.6	1.8.491	196.85	1.7.7501	209.55	1.8.2501	204.9	1.8.071	38610-7632					



4 CIRCUIT SHOWN



- NOTES:
1. MATERIAL: SEE TABLE
 2. FINISHES: SEE TABLE
 3. PRODUCT SPECIFICATION: NOT REQUIRED
 4. PACKAGING: NOT REQUIRED
 5. MATES WITH: NONE
 6. "XX" REFERS TO NUMBER OF CIRCUITS

ITEM	QTY.	DESCRIPTION	MATERIAL	FINISH
3	XX	SCREW & WASHER, #3-48 (-50 OPT)	STEEL	ZN, CLEAR CHROMATE
2	XX	TERMINAL, PC, STYLE 5	BRASS	TIN PLATE
1	1	BARRIER TERMINAL STRIP	THERMOPLASTIC	BLACK

EC NO. RELEASED DRW: CLY CH/K: APPR:	QUALITY SYMBOLS MAJOR CRITICAL SPC	GENERAL TOLERANCES: (UNLESS SPECIFIED)		SCALE 2:1	DESIGN UNITS <input type="checkbox"/> mm <input checked="" type="checkbox"/> INCH	THIRD ANGLE PROJECTION	PROJECT NO. - - -	DIMENSIONS: <input checked="" type="checkbox"/> mm <input type="checkbox"/> INCH <input type="checkbox"/> mm ONLY	SHEET REV
		4 PLACES ±.0015 3 PLACES ±.005 2 PLACES ±.01 1 PLACE ±.3	DRAWN BY & DATE C. YORK 11-22-04	CHECKED BY & DATE	APPROVED BY & DATE	TITLE: 6.35mm (.250") SR BTS ASSY, CLAMP WASHER SCREW	REVISE ON CAD ONLY		
A	REV	DRAFT WHERE APPLICABLE MUST REMAIN WITHIN DIMENSIONS	ANGULAR: ±2°	CAD FILENAME 615XX	MATERIAL NO. SEE CHART	DRAWING NO. SD-38610-004	SHEET NO. 1 OF 1	SIZE B	

THIS DRAWING CONTAINS INFORMATION THAT IS PROPRIETARY TO MOLEX INCORPORATED AND SHOULD NOT BE USED WITHOUT WRITTEN PERMISSION.