



ANATECH ELECTRONICS INC
RF & Microwave Filters & Products

423 MHz CDMA 450 D-Band RF-Rx Saw Filter

Part Number: AM423S456

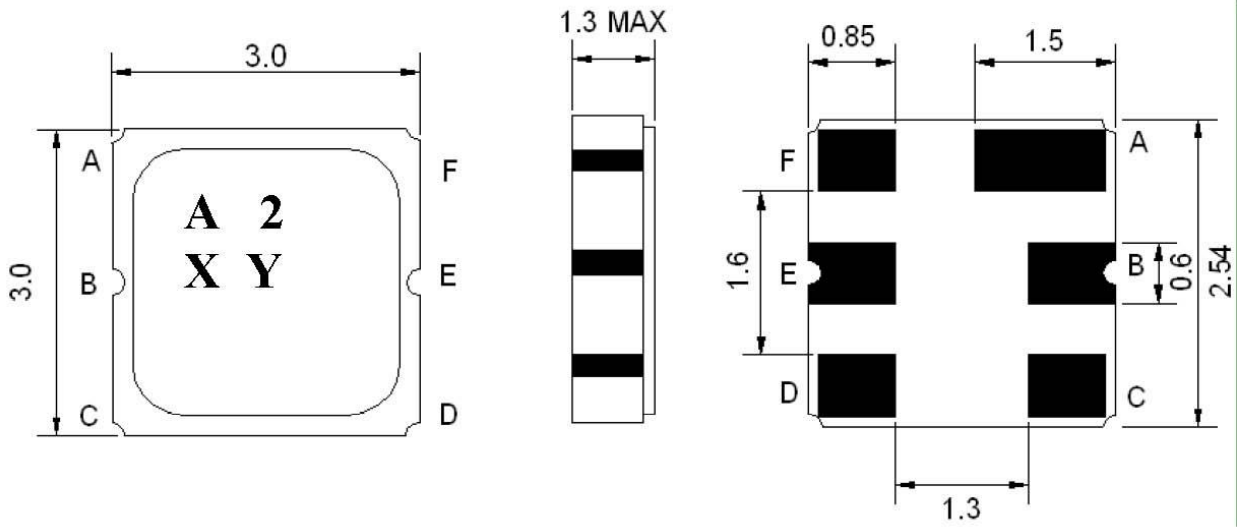


Parameters Description	Unit	Minimum	Typical	Maximum
Center Frequency (Fo)	MHz	-	423.7	-
Insertion Loss within 421.6 ~ 425.9 MHz	dB	-	3.2	3.5
VSWR within 421.6 ~ 425.9 MHz	-	-	1.5	2.4
Attenuation:				
0.3 ~ 411.6 MHz	dB	37	47	-
411.6 ~ 415.9 MHz	dB	35	49	-
442.0 ~ 600.0 MHz	dB	40	47	-
600.0 ~ 1200.0 MHz	dB	40	47	-
1200.0 ~ 2000.0 MHz	dB	30	40	-

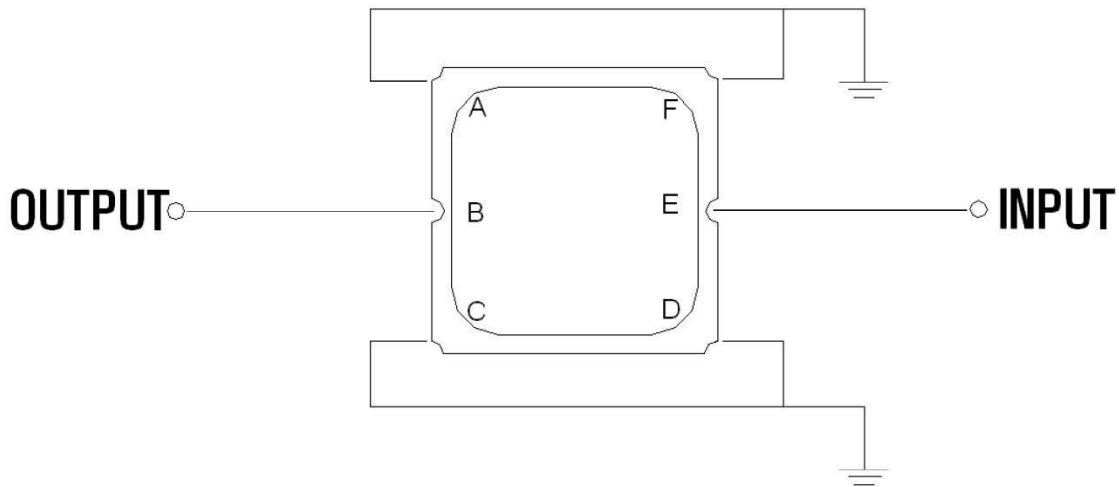
Parameters Description	Unit	Minimum	Typical	Maximum
Operation Temperature Range	°C	-30	-	+80
Storage Temperature Range	°C	-40	-	+85
Maximum DC Voltage	V	-	-	0
Maximum Input Power	dBm	-	-	27
Source Impedance (Single Ended) ₁	Ω	-	50	-
Load Impedance (Single Ended) ₁	Ω	-	50	-
Package Size and Type	3.0 x 3.0 x 1.3 mm		M	



Outline Drawing:



Testing Environment:



Source/Load Impedance = 50 Ω

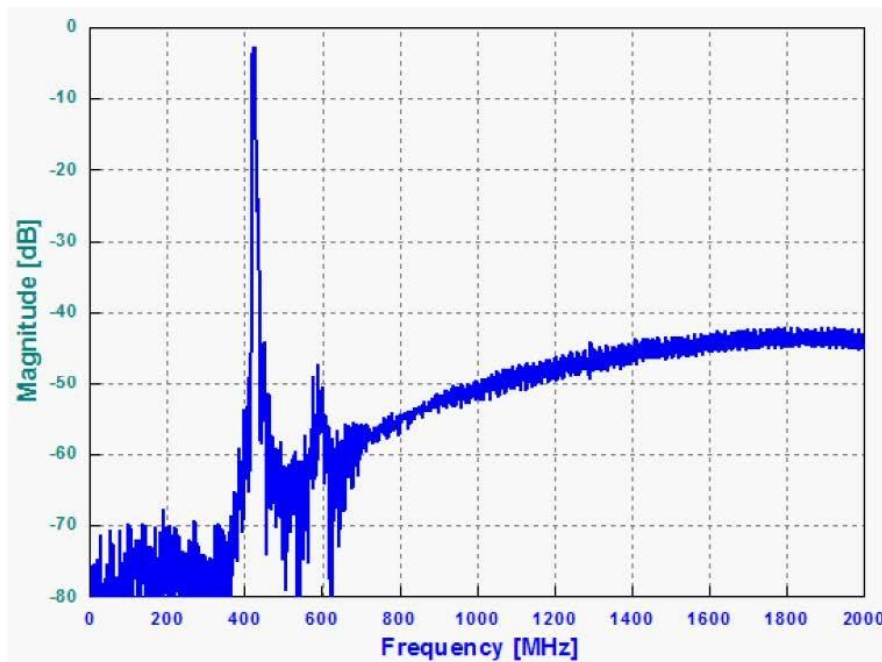
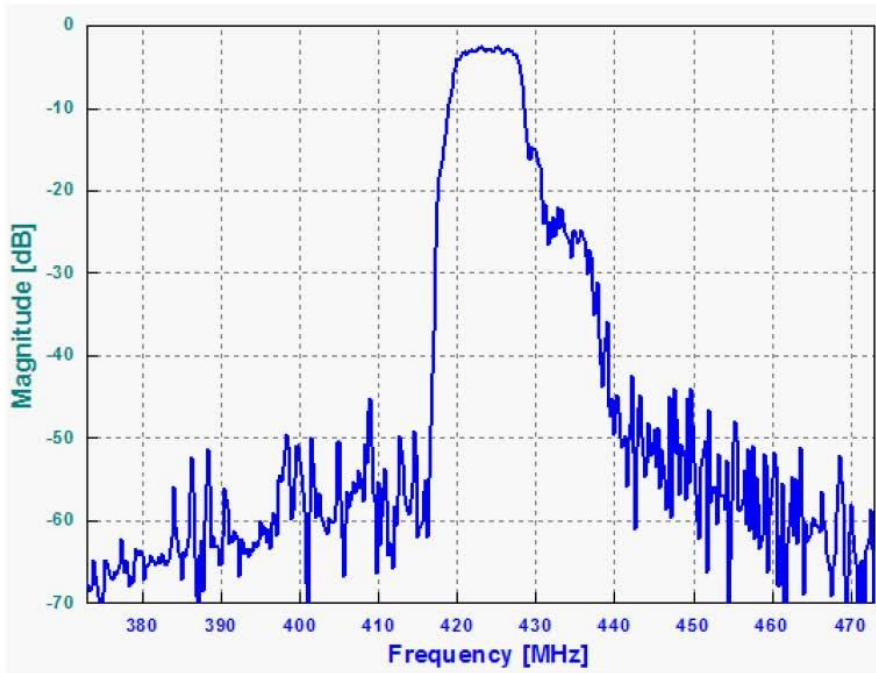


423 MHz CDMA 450 D-Band RF-Rx Saw Filter

Part Number: AM423S456

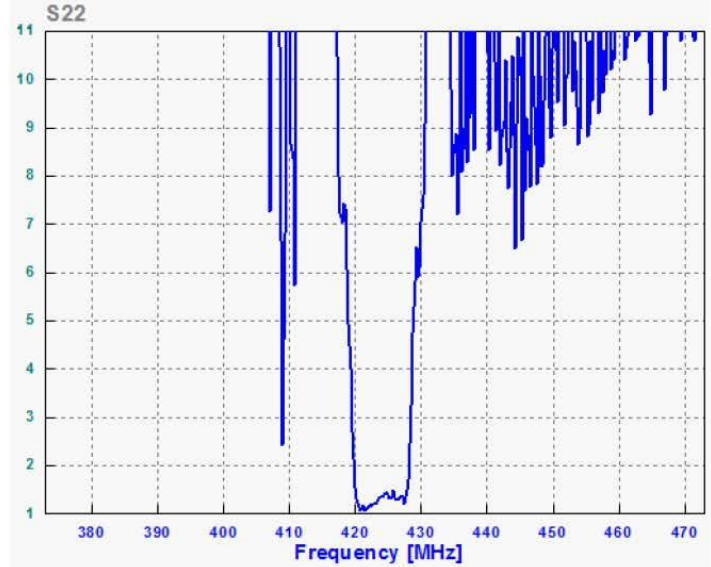
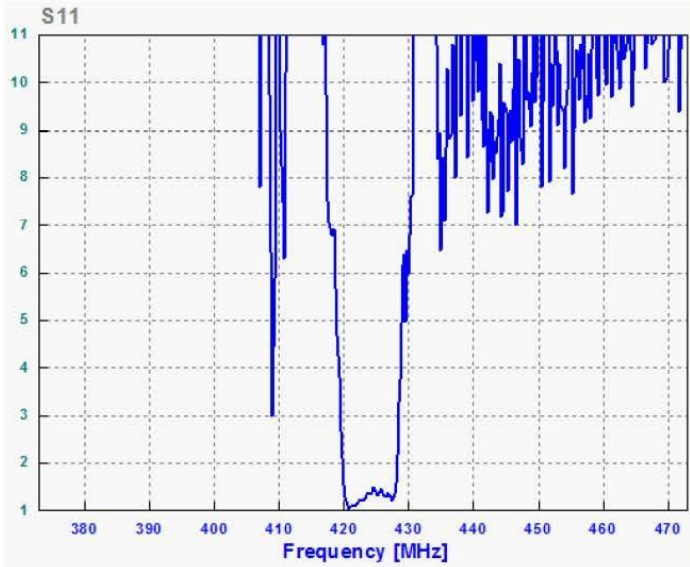


Response Plot:





VSWR



Smith Chart

