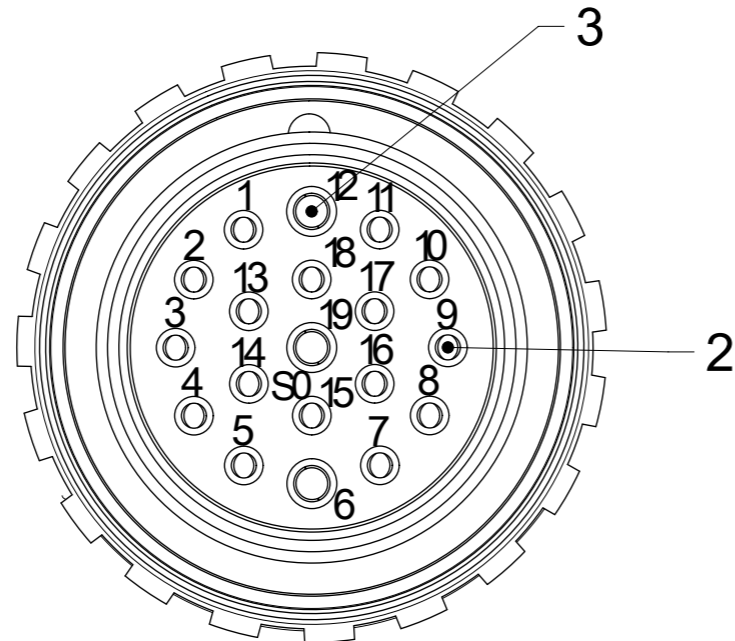


Wiring Diagram

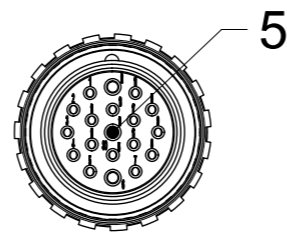
CHANGES SEE REVISION MARKING B WIRING DIAGRAM

- 1 Violet
- 2 Red
- 3 Gray
- 4 Red/Blue
- 5 Green
- 6 Blue
- 7 Gray/Pink
- 8 White/Green
- 9 White/Yellow
- 10 White/Gray
- 11 Black
- 12 Green/Yellow
- 13 Yellow/Brown
- 14 Brown/Green
- 15 White
- 16 Yellow
- 17 Pink
- 18 Gray/Brown
- 19 Brown

Connector Pin Assignment for M23 19 Pole Front Side View

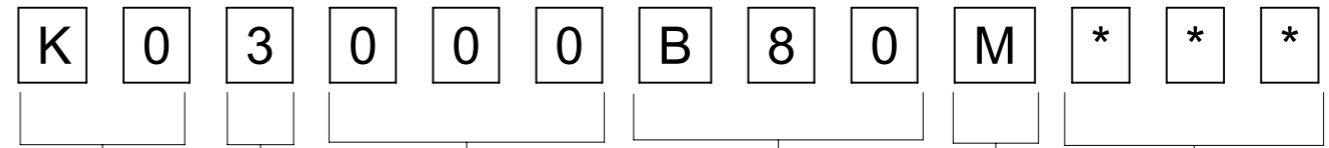


Scale : 3:1



View From The Front Side

PART NO MATRIX



K0 = M23x1 SINGLE ENDED

POLES:
3 = 19 POLES

HEADER:
000 = FEMALE STRAIGHT

CABLE TYPE:
B80= WSOR CABLE

UNIT:
M = METER

LENGTH:
EXAMPLE:
010 = 1 m
050 = 5 m
100 = 10 m

CABLE SPECIFICATION:

CONDUCTOR A:

MATERIAL: BARE COPPER
SECTION: 0.75mm²/19AWG
STRANDING: 42X0.15mm

INSULATION A:

COMPOUND: TPE
DIAMETER: 1.75±0.10mm

CONDUCTOR B:

MATERIAL: BARE COPPER
SECTION: 0.34mm²/22AWG
STRANDING: 42X0.10mm

INSULATION B:

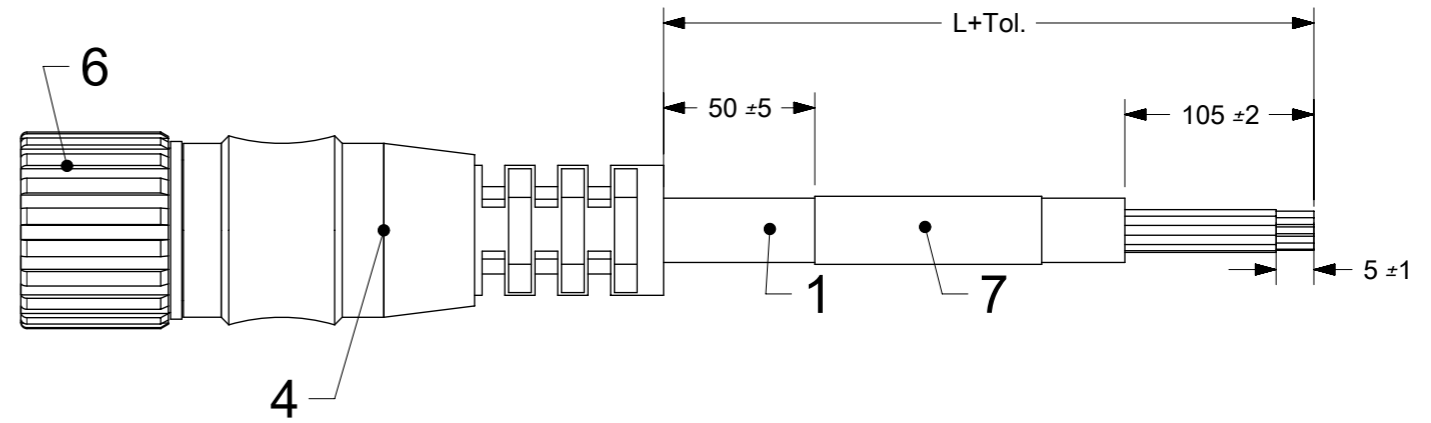
COMPOUND: TPE
DIAMETER: 1.30±0.10mm

JACKET:

COMPOUND: TPU
COLOR: BLACK
DIAMETER: 10.50±0.30mm

TEMPERATURE RATING: -40°C TO +90°C

VOLTAGE RATING: 600V



BILL OF MATERIALS

QTY	DESCRIPTION	MATERIAL	FINISH
7 1	STANDARD WRAP LABEL	VINYL	YELLOW
6 1	M23 Female coupling nut	Brass	Nickel Plated
5 1	M23 Female insert 19P	TPU	Black
4 1	Overmould	TPU	Black
3 3	Contacts	Brass	Nickel Plated
2 16	Contacts	Bronze	Nickel Plated
1 L	CABLE:3X19AWG+16X22AWG	TPU WSOR	Black
QTY	DESCRIPTION	MATERIAL	FINISH

Table 1

Molex P/N	Engineering P/N	Length L[mm]	Tol.[mm]
1200948154	K03000B80M010	1000	+40
1200948155	K03000B80M050	5000	+60
1200948156	K03000B80M100	10000	+80
1200948157	K03000B80M150	15000	+140
1200948158	K03000B80M200	20000	+140
1200948159	K03000B80M250	25000	+160
1200948160	K03000B80M300	30000	+160

SYMBOLS THIS DRAWING CONTAINS INFORMATION THAT IS PROPRIETARY TO MOLEX ELECTRONIC TECHNOLOGIES, LLC AND SHOULD NOT BE USED WITHOUT WRITTEN PERMISSION DIMENSION UNITS: mm SCALE: 1:1 GENERAL TOLERANCES (UNLESS SPECIFIED): ANGULAR TOL: ± ° 4 PLACES ± 3 PLACES ± 2 PLACES ± 1 PLACE ± 0 PLACES ± DRAFT WHERE APPLICABLE MUST REMAIN WITHIN DIMENSIONS THIRD ANGLE PROJECTION DRAWING: A3-SIZE SERIES: 120094	CURRENT REV DESC:		 CSE M23 19P FE ST WSOR XM SE PRODUCT CUSTOMER DRAWING DOCUMENT NUMBER: 1200948154 DOC TYPE: PSD DOC PART: 00P REVISION: B1 MATERIAL NUMBER: _____ CUSTOMER: _____ SHEET NUMBER: 1 OF 1
	EC NO: 177844		
	DRWN: MCELEJEWSKI 2018/06/08	CHK'D: MIWASIECZKO 2018/06/08	
	APPR: MIWASIECZKO 2018/06/08	INITIAL REVISION:	
DRWN: MMAJGAT 2016/04/15	APPR: MIWASIECZKO 2016/08/02		