



1 Products affected

Product hierarchy no. *				Part no.	SBU	Type / Description	Customer part no.
SBU	PG	PGU	Type				
02	007	037	0000002350	4310.0033	Connectors	9009 Appliance inlet for cable	
02	007	037	0000002350	4310.0034	Connectors	9009 Appliance inlet for cable	
02	007	037	0000002350	4310.0050 ¹⁾	Connectors	9009 Appliance inlet for cable	
02	007	037	0000002350	4310.0051 ¹⁾	Connectors	9009 Appliance inlet for cable	
02	007	037	0000002350	4310.0052 ¹⁾	Connectors	9009 Appliance inlet for cable	
02	007	037	0000002350	4310.0127 ¹⁾	Connectors	9009 Appliance inlet for cable	
02	007	037	0000002350	4310.0128 ¹⁾	Connectors	9009 Appliance inlet for cable	
02	007	037	0000002350	4310.0129 ¹⁾	Connectors	9009 Appliance inlet for cable	
02	007	037	0000002350	4310.0130 ¹⁾	Connectors	9009 Appliance inlet for cable	



*SBU (2-digit) / PG (3-digit) / PGU (3-digit) / Type (10-digit)
1) Customer specific variants, no longer available

2 Type of change



Cable guard

Old	New	Description
		New with round slot and round flange

Cut-out for cable guard

Old	New	Description
		New with round opening for cable guard

Part numbers (appliance inlet incl. cable guard)

Old	New	Description
		New part numbers are including a cable guard











9009					0118.2159	
creation date	created by	release date	released by	notification no.	revision	page
2013-01-10	bisanger	2013-04-11	haechlsa	24635	a	1 of 3

3 Detailed description of change

Part numbers

Cord connector	OLD			Cord connector incl. cable guard	NEW	
		Cable guard			Color	Cable guard for cable diameter
4310.0033	+	4311.9305	→	9009.0111	black	8 (10) mm
4310.0033	+	4311.9316	→	9009.0111	black	8 (10) mm
4310.0033	+	4311.9318	→	9009.0211	black	10 mm
4310.0034	+	4311.9306	→	9009.0121	grey	8 (10) mm
4310.0034	+	4311.9317	→	9009.0121	grey	8 (10) mm
4310.0034	+	4311.9319	→	9009.0221	grey	10 mm

Cable guard

OLD cable guard			NEW cable guard	
4311.9305		→		<ul style="list-style-type: none"> - Included in 9009.0111 - Black - For cable diameter 8mm; can be cut off for 10mm cables
4311.9316		→		
4311.9318		→		<ul style="list-style-type: none"> - Included in 9009.0211 - Black - For cable diameter 10mm
4311.9306		→		<ul style="list-style-type: none"> - Included in 9009.0121 - Grey - For cable diameter 8mm; can be cut off for 10mm cables
4311.9317		→		
4311.9319		→		<ul style="list-style-type: none"> - Included in 9009.0211 - Grey - For cable diameter 10mm

9009					0118.2159	
creation date	created by	release date	released by	notification no.	revision	page
2013-01-10	bisanger	2013-04-11	haechlsa	24635	a	2 of 3

4 Reason of change

To pass the stronger test requirements according to IEC 60320-1 (Sect. 22: Cords and their connection), flange and slot on the cable guard had to be reinforced. As there have been made new tools for the moulding parts the holding of the cable guard got improved with a round opening.

5 Release date

9009.0111 / 9009.0211 (black)	approx. ww 18/13
9009.0121 / 9009.0221 (grey)	approx. ww 50/13

6 Impact of change and recommended action

Form:	New cable guard with round slot and round flange
Fit:	n/a
Function:	n/a
Production Site:	n/a
Product Label:	n/a

7 Reference Documents / Attachments

Kind of document	Document number	Remarks
Data sheet 9009		

9009					0118.2159	
creation date	created by	release date	released by	notification no.	revision	page
2013-01-10	bisanger	2013-04-11	haechlsa	24635	a	3 of 3