



EW15 Transformer

AEW15-3889-A



- Meet UL Class B 130°C UL File number E349541

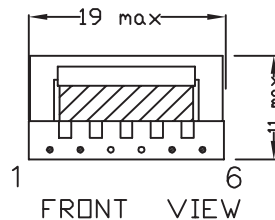
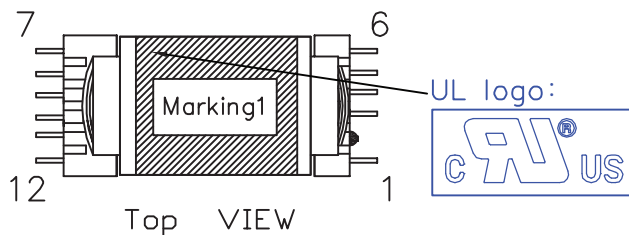
Specifications @25°C				
S - F	Inductance F=75KHz, 0.1Vrms	Leakage Inductance F=75KHz, 0.1Vrms, (short 5,6,7,8 pin)	DCR (20°C) (Max)	Turns Ratio
1 - 3	600uH ±10%	6.0uH Max	1.50 Ω	25Ts
6 - 5			420 mΩ	4Ts

Secondary Specifications @25°C				
S - F	Inductance F= KHz, Vrms	Leakage Inductance F= KHz, Vrms, (short)	DCR (Max)	Turns Ratio
7 - 8			540 mΩ	10Ts

Specifications @25°C					
Location / Description	PRI-PRI	PRI-SEC	SEC-CORE	PRI-CORE	CORE-CORE
Hi-Pot (50Hz/60Hz)		3000Vac, 5mA, 2 sec	500Vac, 5mA, 2 sec	500Vac, 5mA, 2 sec	
Insulation Resistance		500Vac, 100 mΩ min	500Vdc, 100 mΩ min	500Vdc, 100 mΩ min	

All specifications subject to change without notice.

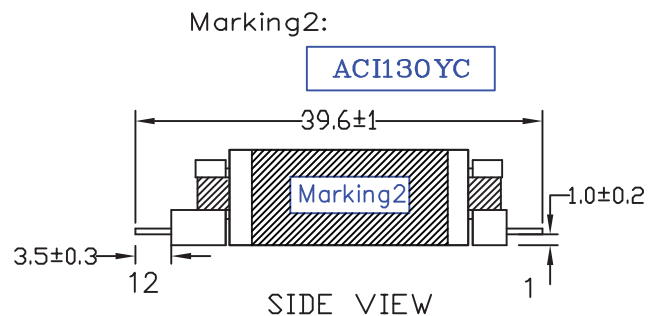
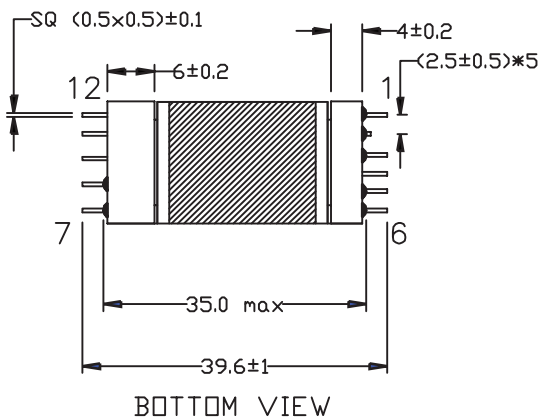
MECHANICAL



Marking1:



WEEK
YEAR

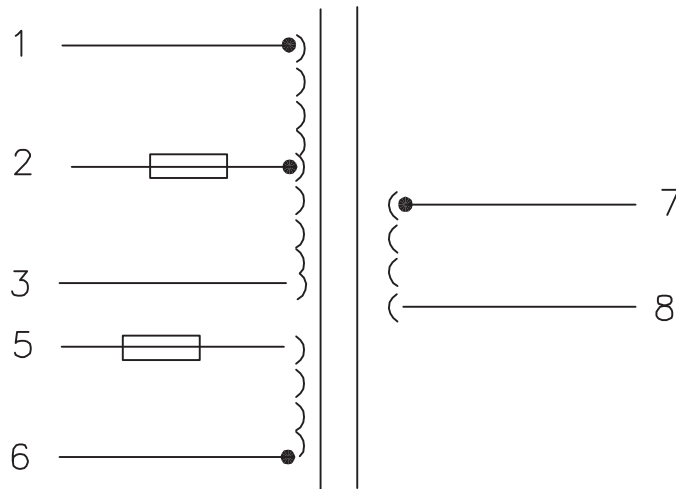


NOTE: PIN2 CUT OFF 2/3.

GAP CORE TO TOP SIDE, CORE TAPE 3Ts



Schematic



● Start □ TUBE

Winding Summary

WINDING ORDER	S - F	WIRE SIZE	TURN	MARGIN TAPE	INSULATION TAPE	REMARK
#1	N1	1 - 2	∅0.2(2UEW)	12Ts	-	2 LAYERS 1 WIRE
#2	N2	7 - 8	∅0.2(STW-B)	10Ts	-	2 LAYERS 1 WIRE
#3	N3	2 - 3	∅0.2(2UEW)	13Ts	-	2 LAYERS 1 WIRE
#4	N4	6 - 5	∅0.15(2UEW)	4Ts	-	2 LAYERS 1 WIRE

NOTE: PIN5 N3 PIN2 WITH TFL TUBE.



Construction

