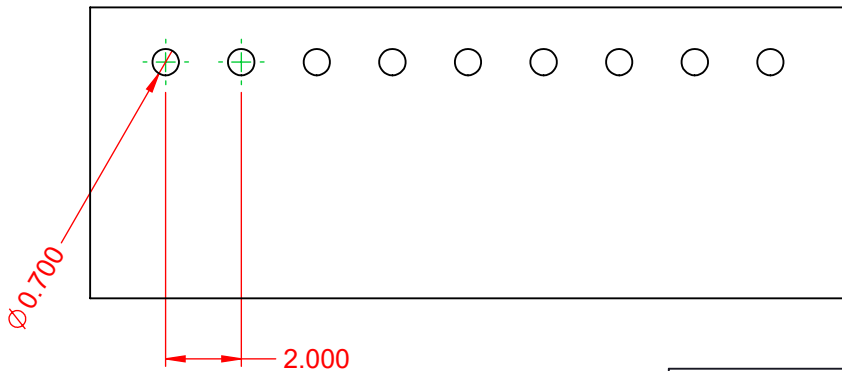
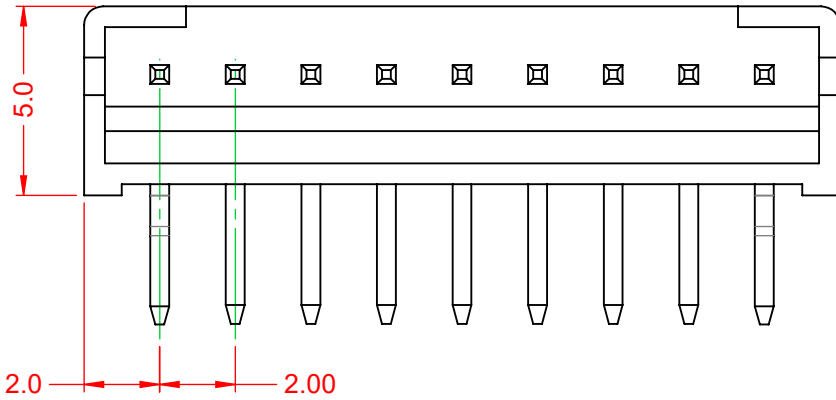
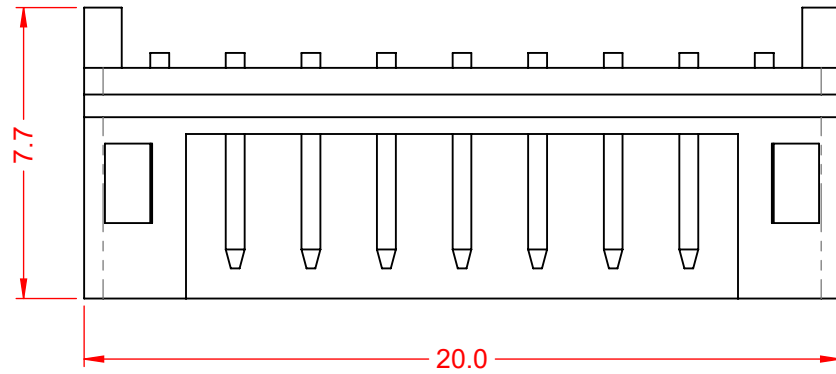


TOLERANCE UNLESS OTHERWISE SPECIFIED	
.X	±0.25
.XX	±0.13
.XXX	±0.05

THIS IS A C.A.D. GENERATED DRAWING  
DO NOT MAKE MANUAL REVISIONS TO MASTER.




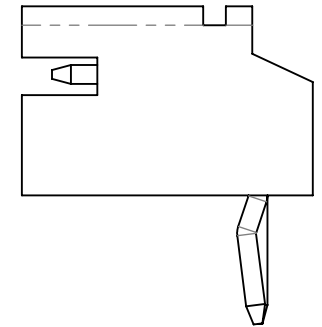
ISSUE NUMBER	
ORIGINAL	①



SUGGESTED PCB LAYOUT

NOTES:

- CURRENT RATING: 2A AC/DC
- VOLTAGE RATING: 100V AC/DC
- TEMPERATURE RATING: -40 °C ~ 105 °C
- CONTACT RESISTANCE: 10mΩ MAX.
- HOUSING RESISTANCE: 1000MΩ min.
- WITHSTANDING VOLTAGE: 800V AC / 60s
- HOUSING MATERIAL: NYLON PA66, UL94V-0



THIS SERIES FULLY CONFORMS TO  
THE EUROPEAN UNION DIRECTIVES  
2011/65/EU FOR RoHS COMPLIANCY.



YOUR CONNECTION TO QUALITY & SERVICE

EDAC INC  
TORONTO, ONTARIO  
CANADA

THESE DRAWINGS AND SPECIFICATIONS  
ARE THE PROPERTY OF EDAC INC., AND  
SHALL NOT BE REPRODUCED, OR COPIED  
OR USED AS THE BASIS FOR THE  
MANUFACTURE OR SALE OF APPARATUS  
WITHOUT WRITTEN PERMISSION.

140 SERIES RIGHT ANGLE PCB MOUNT

ACAD REFERENCE NO.: 140 Assembly	
DRAWN: C.B	DATE: March 27, 2020
CHECKED:	DATE:
SCALE: 5:1	SHEET 1 OF 1
DRAWING NUMBER: 140 Assembly	ISSUE
PART NUMBER: 140-509-415-000	1