


# P Series Heatsinks

## Forged Pin Fin heatsink for TO-247 and TO-264 devices

Ohmite introduces the P series forged pin-fin heatsink (Pat. Pending). The P series heat sinks offer an all-in-one solution combining a compact design with a universal cam clip system for TO-220, TO-247, TO-264 package devices. TO-220 devices can be attached using non-standard cam clips (contact Ohmite for details). This powerful forged pin heatsink is designed to be thru-hole soldered to the PCB board. The forged pin design allows forced convection cooling in multiple directions.

The pin fin design allows for a larger surface area creating minimum thermal flow impedance. The P series is the ideal type of heat sink for high power and small size (1U or 2U) electronic packaging with natural and forced convection cooling.



### SERIES SPECIFICATIONS

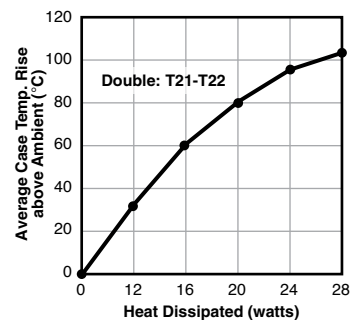
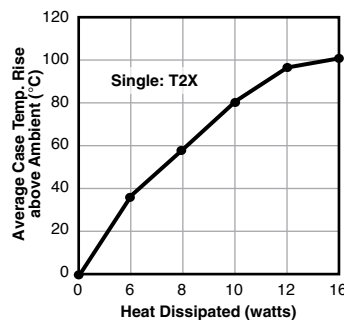
Heatsink Part Number	Configuration	Surface Area (in <sup>2</sup> / mm <sup>2</sup> )	Weight (oz. / g)	Width (in / mm)	R <sub>θc-a</sub> * (°C/W)
PA-T2X-38E	Single, 1 clip	13.4 / 8,675	0.7 / 20	1.18 / 30	7.46
PV-T2X-38E	Single, 1 clip	13.4 / 8,675	0.7 / 20	1.18 / 30	8.07
PA-T21-38E	Dual, 1 clip	23 / 14,823	1.3 / 39	2.17 / 55	3.13
PV-T21-38E	Dual, 1 clip	23 / 14,823	1.3 / 39	2.17 / 55	3.89
PA-T22-38E	Dual, 2 clip	23 / 14,823	1.3 / 39	2.17 / 55	3.13
PV-T22-38E	Dual, 2 clip	23 / 14,823	1.3 / 39	2.17 / 55	3.89

\*--Thermal Resistance is in open space @14 W power dissipation (28 watts for T21-T22 dual)

### CHARACTERISTICS

<b>Heat sink</b>	AL1070
<b>Spring clip</b>	Music Wire, Per ASTM A228 with bright nickel plating
<b>Solder feet</b>	Brass with pure tin or nickel. RoHS compliant
<b>Interface thermal resistance</b>	For improvement, use thermal joint compound, 0.005 Grafoil (TGon 800 by Laird), or phase change material (Hi-Flow by Bergquist)
<b>Insulator</b>	Sil-Pad 900-S, K6 800-S and K10 by Bergquist

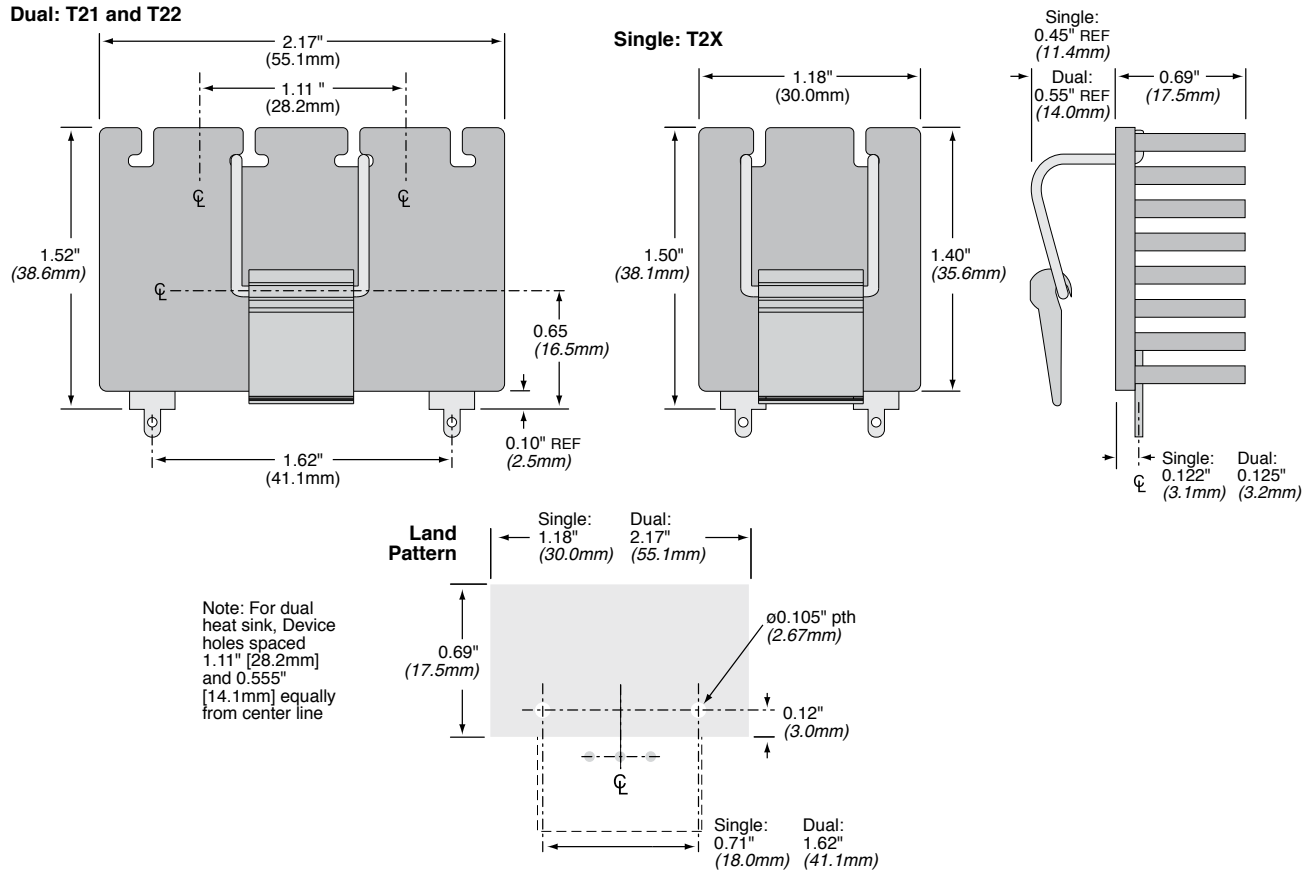
### Thermal Performance



# P Series Heatsinks

Forged Pin Fin heatsink for TO-247 and TO-264 devices

## DIMENSIONS



## ORDERING INFORMATION

Package TO-devices  
 Package variation

**P A - T 2 X - 3 8 E**

Series P | Finish A = anodized, V = degreased | Height (mm) 38 | RoHS Compliant E

### Standard Part Numbers

Part number	Configuration
PA-T2X-38E	Single, Anodized, 1 clip
PV-T2X-38E	Single, Degreased 1 clip
PA-T21-38E	Dual, Anodized 1 clip
PV-T21-38E	Dual, Degreased 1 clip
PA-T22-38E	Dual, Anodized 2 clips
PV-T22-38E	Dual, Degreased 2 clips