



LED Drivers

From The World's Leading Power Supply Company

www.DeltaPSU.com





| About Delta

Delta was founded in 1971 and has been the global leader in switching power supply solutions since 2002 and DC brushless fans since 2006. Delta offers some of the most energy efficient power products in the industry, including switching power supplies with efficient over 90%, telecom power with up to 98%, and PV inverters with up to 98.8% efficient. We have also developed the world's first server power supply certified as 80 Plus Titanium with over 96% efficient. We regularly invest 6% to 7% of our annual sales revenues in R&D and have worldwide R&D facilities in Taiwan, China, Europe, India, Japan, Singapore, Thailand, and the U.S.

| Business Categories



Power Electronics

- Components
- Embedded Power
- Fan & Thermal Management
- Automotive Electronics
- Merchant & Mobile Power

Innervie



Automation

- Industrial Automation
- Building Automation



Infrastructure

- ICT Infrastructure
- Energy Infrastructure & Industrial Solutions

vivitek
Vivid Color. Vivid Life.

 **DELTA**
Smarter. Greener. Together.

Lighting Power Business

- Established in 1989
- 1st LED driver launched in 2006
- 30 years of experience in lighting power
- Broad product portfolio



Turn on the future intelligently




Connected Smart Lighting

- Bluetooth Mesh-embedded IoT LED driver design
- DALI-2 certificated smart lighting control
- Bi-directional communications for group dimming, tunable white lighting, and power metering



High Efficiency & High Power Density

- Patented series resonant converter technology to enhance efficiency and power density
- Cutting-edge topology for improved performance



Digital & Wireless Solution

- Output current adjustment via wireless programming technology
- Wide output voltage and current operating window
- Precise dimming control with 1% output



Reliable Product Development

- Patented water-proof case design ensures consistent performance in high-temperature
- Cost-competitive IP67-rated LED drivers are ideal for various outdoor applications
- Over 10 years' experience in sophisticated product design and manufacturing



INDEX

Product Selection Guide	06 - 17
Indoor & IoT Applications	18 - 39
Outdoor & Industrial Applications	40 - 69
Signage & Refrigeration Applications	70 - 80

Product Overview Guide

| Indoor & IoT Applications

Series	Model Name	Iout (mA)	Pout (W)	Vin (V)	Dimming Type	Type	Iout Set	Page
USCT BL	USCT-040105HLA	350 - 1050	Ch1+Ch2=40W	110 - 277 Vac	BLE Dongle / DALI-2	Recognized	DALI-2	20
	USCT-040105ULA	350 - 1050	40 W	110 - 277 Vac	BLE Dongle / DALI-2	Recognized	DALI-2	20
USCT LINEAR	USCT-030105GA	150 - 1050	30 W	120 - 277 Vac	0 - 10 V	Class P	i-Programming	21
	USCT-050140GA	350 - 1400	50 W	120 - 277 Vac	0 - 10 V	Class P	i-Programming	21
	USCT-080210GA	700 - 2100	80 W	120 - 277 Vac	1 - 10 V	Class P	i-Programming	21
	USCT-040105L2A	350 - 1050	Ch1+Ch2=40W	110 - 277 Vac	DALI-2	Class P	DALI-2	22
	USCT-040105LA	350 - 1050	40 W	110 - 277 Vac	DALI-2	Class P	DALI-2	22
USCI LINEAR	USCI-100410FA ¹⁾	4150	99.6 W	120 - 277 Vac	X	Built-in type	X	23
	USCI-100410DA	4150	99.6 W	120 - 277 Vac	0 - 10 V	Built-in type	X	23
USCI MINI CAN	USCI-040070DA	700	40 W	120 - 277 Vac	1 - 10 V	Built-in / Recognized	X	24
	USCI-040105DA	1050	40 W	120 - 277 Vac	1 - 10 V	Built-in / Recognized	X	24
	USCI-040125DA	1250	40 W	120 - 277 Vac	1 - 10 V	Built-in / Recognized	X	24
	USCI-040140DA	1400	40 W	120 - 277 Vac	1 - 10 V	Built-in / Recognized	X	24
	USCI-040210DA	2100	40 W	120 - 277 Vac	1 - 10 V	Built-in / Recognized	X	24
	USCI-055125DA	1250	55 W	120 - 277 Vac	1 - 10 V	Built-in / Class P	X	24
	USCI-040070FA	700	40 W	120 - 277 Vac	1 - 10 V	Built-in / Recognized	X	25
	USCI-040105FA	1050	40 W	120 - 277 Vac	1 - 10 V	Built-in / Recognized	X	25
	USCI-040125FA	1250	40 W	120 - 277 Vac	1 - 10 V	Built-in / Recognized	X	25
	USCI-040140FA	1400	40 W	120 - 277 Vac	1 - 10 V	Built-in / Recognized	X	25
	USCI-040210FA	2100	40 W	120 - 277 Vac	1 - 10 V	Built-in / Recognized	X	25
	USCI-055125FA	1250	55 W	120 - 277 Vac	1 - 10 V	Built-in / Class P	X	25
	USCI SQUARE TOP	USCI-020070DAA	700	20 W	120 - 277 Vac	1 - 10 V	Recognized	X
USCI-020105DAA		1050	20 W	120 - 277 Vac	1 - 10 V	Recognized	X	26
USCI-030070DAA		700	30 W	120 - 277 Vac	1 - 10 V	Recognized	X	26

Release to Market

1) Q1, 2021

Indoor & IoT Applications

Series	Model Name	Iout (mA)	Pout (W)	Vin (V)	Dimming Type	Type	Iout Set	Page
USCI SQUARE TOP	USCI-050105DAA	1050	50 W	120 - 277 Vac	1 - 10 V	Recognized	X	26
	USCI-050105FAA	1050	50 W	120 - 277 Vac	1 - 10 V	Recognized	X	26
USCI SQUARE SIDE	USCI-020070DBA	700	20 W	120 - 277 Vac	1 - 10 V	Recognized	X	27
	USCI-020105DBA	1050	20 W	120 - 277 Vac	1 - 10 V	Recognized	X	27
	USCI-030070DBA	700	30 W	120 - 277 Vac	1 - 10 V	Recognized	X	27
	USCI-050105DBA	1050	50 W	120 - 277 Vac	1 - 10 V	Recognized	X	27
	USCI-050105FBA	1050	50 W	120 - 277 Vac	1 - 10 V	Recognized	X	27
USCI MICRO	USCI-020070FA	700	20 W	120 - 277 Vac	X	Recognized	X	28
	USCI-030070FA	700	30 W	120 - 277 Vac	X	Recognized	X	28
	USCI-020105FA	1050	20 W	120 - 277 Vac	X	Recognized	X	28
EUCI BA	EUCI-015035BA	200 - 350	Ch1+Ch2=14.7W	220 - 240 Vac	BLE	Independent or Built in	APP	29
	EUCI-035090BA	500 - 900	Ch1+Ch2=35W	220 - 240 Vac	BLE	Independent or Built in	APP	29
EUCI BL	EUCI-020070BLA	250 - 700	20 W	220 - 240 Vac	BLE / DALI	Independent or Built in	DALI	30
	EUCI-040140BLA	500 - 1400	40 W	220 - 240 Vac	BLE / DALI	Independent or Built in	DALI	30
EUCI BLS	EUCI-040035UA	350 x 2ch	20x2 ch	220 - 240 Vac	BLE Dongle / DALI	Built in	X	31
EUCI LINEAR	EUCI-040035LA	350 x 2ch	20x2 ch	220 - 240 Vac	DALI	Built-in type	X	32
	EUCI-080070LA	500/700 x 2ch	40x2 ch	220 - 240 Vac	DALI	Built-in type	Switch Dim	32
EUCI MINI	EUCI-020070GLA	250 - 700	20 W	220 - 240 Vac 176 - 280 Vdc	DALI	Independent	i-Programming	33
	EUCI-020070GLAB	250 - 700	20 W	220 - 240 Vac 176 - 280 Vdc	DALI	Built-in	DALI	33

Product Overview Guide

| Indoor & IoT Applications

Series	Model Name	Iout (mA)	Pout (W)	Vin (V)	Dimming Type	Type	Iout Set	Page
EUCI PANDA 20 W	EUCI-020035FC	350	20 W	220 - 240 Vac	X	Independent	X	34
	EUCI-020035FA	350	20 W	220 - 240 Vac	X	Independent	X	34
	EUCI-020040FA	400	20 W	220 - 240 Vac	X	Independent	X	34
	EUCI-020050FA	500	20 W	220 - 240 Vac	X	Independent	X	34
	EUCI-020060FA	600	20 W	220 - 240 Vac	X	Independent	X	34
	EUCI-020070FA	700	20 W	220 - 240 Vac	X	Independent	X	34
EUCI PANDA 35 W	EUCI-035050FA/B	500	35 W	220 - 240 Vac	X	Independent / Built-in	X	35
	EUCI-035060FA/B	600	35 W	220 - 240 Vac	X	Independent / Built-in	X	35
	EUCI-035070FA/B	700	35 W	220 - 240 Vac	X	Independent / Built-in	X	35
	EUCI-035080FA/B	800	35 W	220 - 240 Vac	X	Independent / Built-in	X	35
	EUCI-035090FA/B	900	35 W	220 - 240 Vac	X	Independent / Built-in	X	35
	EUCI-035105FA/B	1050	35 W	220 - 240 Vac	X	Independent / Built-in	X	35
EUCI PANDA 40 W	EUCI-040050FB	500	40 W	220 - 240 Vac	X	Independent	X	36
	EUCI-040060FB	600	40 W	220 - 240 Vac	X	Independent	X	36
	EUCI-040070FB	700	40 W	220 - 240 Vac	X	Independent	X	36
EUCI PANDA 50 W	EUCI-050070FA/B	700	50 W	220 - 240 Vac	X	Independent / Built-in	X	37
	EUCI-050080FA/B	800	50 W	220 - 240 Vac	X	Independent / Built-in	X	37
	EUCI-050090FA/B	900	50 W	220 - 240 Vac	X	Independent / Built-in	X	37
	EUCI-050105FA/B	1050	50 W	220 - 240 Vac	X	Independent / Built-in	X	37
	EUCI-050115FA/B	1150	50 W	220 - 240 Vac	X	Independent / Built-in	X	38
	EUCI-050125FA/B	1250	50 W	220 - 240 Vac	X	Independent / Built-in	X	38
	EUCI-050130FA/B	1300	50 W	220 - 240 Vac	X	Independent / Built-in	X	38
	EUCI-050140FA/B	1400	50 W	220 - 240 Vac	X	Independent / Built-in	X	38
JPCI	JPCI-050030LA	100 - 300	50 W	100 - 242 Vac	DALI-2	Built-in	DIP SW	39

Outdoor & Industrial Applications

Series	Model Name	Iout (mA)	Pout (W)	Vin (V)	Dimming Type	Type	Iout Set	Page
USCI PRO	USCI-075140GA	500 - 1400	75 W	120 - 277 Vac	0-10 V	Built-in / Class P	i-Programming	42
	USCI-100140GA	600 - 1400	100 W	120 - 277 Vac	0-10 V	Built-in / Class P	i-Programming	42
	USCI-150140GC	600 - 1400	150 W	120 - 277 Vac	0-10 V	Built-in / Class P	i-Programming	42
	USCI-200140GA	600 - 1400	200 W	120 - 277 Vac	0-10 V	Built-in / Class P	i-Programming	43
	USCI-200140GLA	600 - 1400	200 W	120 - 277 Vac	DALI-2	Built-in / Class P	DALI-2	43
	USCI-200175GA	700 - 1750	200 W	120 - 277 Vac	0-10 V	Built-in / Class P	i-Programming	43
	USCI-200175GLA	700 - 1750	200 W	120 - 277 Vac	DALI-2	Built-in / Class P	DALI-2	43
USCO PRO	USCO-075140GA	500 - 1400	75 W	110 - 277 Vac	0-10 V	IP66 / IP67 / Wet	i-Programming	44
	USCO-100140GA	600 - 1400	100 W	110 - 277 Vac	0-10 V	IP66 / IP67 / Wet	i-Programming	44
	USCO-150140GC	600 - 1400	150 W	110 - 277 Vac	0-10 V	IP66 / IP67 / Wet	i-Programming	44
	USCO-200140GA	600 - 1400	200 W	110 - 277 Vac	0-10 V	IP66 / IP67 / Wet	i-Programming	45
	USCO-250140GA	600 - 1400	250 W	110 - 277 Vac	0-10 V	IP66 / IP67 / Wet	i-Programming	45
	USCO-320210GA	700 - 2100	320 W	110 - 277 Vac	0-10 V	IP66 / IP67 / Wet	i-Programming	45
	USCO-320280GA	1400 - 2800	320 W	110 - 277 Vac	0-10 V	IP67/Wet	i-Programming	45
	USCO-600400GA ¹⁾	1000 - 3000	600 W	120 - 277 Vac	0-10 V	IP66 / IP67 / Wet	i-Programming	45
USCO	USCO-040070DB	700	40 W	110 - 277 Vac	1-10 V	IP66 / IP67 / Wet	X	46
	USCO-075070DA	700	75 W	110 - 277 Vac	1-10 V	IP66 / IP67 / Wet	X	46
	USCO-100070FA	700	100 W	110 - 277 Vac	X	IP66 / IP67 / Wet	X	46
	USCO-100070DA	700	100 W	110 - 277 Vac	1-10 V	IP66 / IP67 / Wet	X	46
	USCO-100105FA	1050	100 W	110 - 277 Vac	X	IP66 / IP67 / Wet	X	47
	USCO-100105DA	1050	100 W	110 - 277 Vac	1-10 V	IP66 / IP67 / Wet	X	47
	USCO-150070FA	700	150 W	110 - 277 Vac	X	IP66 / IP67 / Wet	X	47
	USCO-150070DA	700	150 W	110 - 277 Vac	1-10 V	IP66 / IP67 / Wet	X	47
	USCO-150070LA	700	150 W	110 - 277 Vac	DALI	IP66 / IP67 / Wet	X	47

Release to Market

1) Q2, 2021

Product Overview Guide

Outdoor & Industrial Applications

Series	Model Name	Iout (mA)	Pout (W)	Vin (V)	Dimming Type	Type	Iout Set	Page
USCO	USCO-150105FA	1050	150 W	110 - 277 Vac	X	IP66 / IP67 / Wet	X	47
	USCO-150105DA	1050	150 W	110 - 277 Vac	1-10 V	IP66 / IP67 / Wet	X	47
	USCO-150105LA	1050	150 W	110 - 277 Vac	DALI	IP66 / IP67 / Wet	X	47
	USCO-210140DA	1400	210 W	120 - 277 Vac	1 - 10 V	IP66 / IP67 / Wet	X	47
USCI WT	USCI-075070FA	700	75 W	120 - 277 Vac	X	IP65	X	48
	USCI-075070DA	700	75 W	120 - 277 Vac	1 - 10 V	IP65	X	48
	USCI-100070FA	700	100 W	120 - 277 Vac	X	IP65	X	48
	USCI-100070DA	700	100 W	120 - 277 Vac	1 - 10 V	IP65	X	48
	USCI-150070FA	700	150 W	120 - 277 Vac	X	IP65	X	48
	USCI-150070DA	700	150 W	120 - 277 Vac	1 - 10 V	IP65	X	48
USCI A/B CAN	USCI-075070DB	700	75 W	120 - 277 Vac	1 - 10 V	Built-in / Recognized	X	49
	USCI-100070DB	700	100 W	120 - 277 Vac	1 - 10 V	Built-in / Recognized	X	49
	USCI-150070DB	700	150 W	120 - 277 Vac	1 - 10 V	Built-in / Recognized	X	49
	USCI-150105DC	1050	150 W	120 - 277 Vac	1 - 10 V	Built-in / Recognized	X	49
	USCI-150070LC	700	150 W	120 - 277 Vac	DALI	Built-in / Recognized	X	49
	USCI-150105LC	1050	150 W	120 - 277 Vac	DALI	Built-in / Recognized	X	49
USC4 PRO	USC4-320280GA ¹⁾	1400 - 2800	320 W	277 - 480 Vac	0 - 10 V	Class P / Wet	i-Programming	50
	USC4-600400GA ¹⁾	1000 - 4000	600 W	277 - 480 Vac	0 - 10 V	Class P / Wet	i-Programming	50
EUCI PRO	EUCI-040105GLA ¹⁾	350 - 1050	40 W	220 - 240 Vac	DALI-2	Built-in	NFC-Pro/ Rset	51
	EUCI-075105GLA	350 - 1050	75 W	220 - 240 Vac	DALI-2	Built-in	NFC-Pro/ Rset	51
	EUCI-130105GLA	350 - 1050	130 W	220 - 240 Vac	DALI-2	Built-in	NFC-Pro/ Rset	51
	EUCI-170105GLA	350 - 1050	170 W	220 - 240 Vac	DALI-2	Built-in	NFC-Pro/ Rset	51
EUCCO PRO	EUCCO-150140GA	600 - 1400	150 W	220 - 240 Vac	0-10 V	IP66 / IP67	i-Programming	52
	EUCCO-200140GA	600 - 1400	200 W	220 - 240 Vac	0-10 V	IP66 / IP67	i-Programming	52
	EUCCO-250140GA	600 - 1400	250 W	220 - 240 Vac	0-10 V	IP66 / IP67	i-Programming	52

Release to Market

1) Q1 , 2021

Outdoor & Industrial Applications

Series	Model Name	Iout (mA)	Pout (W)	Vin (V)	Dimming Type	Type	Iout Set	Page
EUCO ARENA SPORT	EUCO-1K5140GLA	490 - 1400	1500 W	220 - 400 Vac	DALI-2	IP66	DALI-Pro	53
	EUCO-1K5140GDA	490 - 1400	1500 W	220 - 400 Vac	RDM / DMX	IP66	RDM / DMX	53
	EUCO-1K5140GLAA ¹⁾	490 - 1400	1500 W	220 - 400 Vac	DALI-2	IP66	DALI-Pro	53
	EUCO-1K5140GDAA ¹⁾	490 - 1400	1500 W	220 - 400 Vac	RDM / DMX	IP66	RDM / DMX	53
EUCO FIXED	EUCO-065035FA	350	65 W	220 - 240 Vac	X	IP67	X	54
	EUCO-065050FA	500	65 W	220 - 240 Vac	X	IP67	X	54
	EUCO-065070FA	700	65 W	220 - 240 Vac	X	IP67	X	54
	EUCO-065105FA	1050	65 W	220 - 240 Vac	X	IP67	X	54
	EUCO-100035FA	350	100 W	220 - 240 Vac	X	IP67	X	54
	EUCO-100050FA	500	100 W	220 - 240 Vac	X	IP67	X	55
	EUCO-100070FA	700	100 W	220 - 240 Vac	X	IP67	X	55
	EUCO-100105FA	1050	100 W	220 - 240 Vac	X	IP67	X	55
	EUCO-150050FA	500	150 W	220 - 240 Vac	X	IP67	X	55
	EUCO-150070FA	700	150 W	220 - 240 Vac	X	IP67	X	55
JPCO	EUCO-150105FA	1050	150 W	220 - 240 Vac	X	IP67	X	55
	JPCO-075050DA	500	75 W	100 - 242 Vac	PWM	IP67	X	56
	JPCO-100050DA	500	100 W	100 - 242 Vac	PWM	IP67	X	56
	JPCO-150050DA	500	150 W	100 - 242 Vac	PWM	IP67	X	56
	JPCO-075070MA	700	75 W	100 - 242 Vac	PWM	IP67	X	57
	JPCO-100070MA	700	100 W	100 - 242 Vac	PWM	IP67	X	57
	JPCO-150070MA	700	150 W	100 - 242 Vac	PWM	IP67	X	57
JPCO-200100DB	1000	200 W	200 - 242 Vac	PWM	IP67	X	57	

Release to Market

1) Q2, 2021

Product Overview Guide

| Outdoor & Industrial Applications

Series	Model Name	Iout (A)	Pout (W)	Vin (V)	Dimming Type	Waterproof	Iout Set	Page
LNE-12V100W□AA	LNE-12V100WAAA	8.0	96 W	90 - 305 Vac	No	IP65	4.0 - 8.0 A	58
	LNE-12V100WDAA	8.0	96 W	90 - 305 Vac	3 in 1 dimming	IP67	N/A	58
LNE-12V120W□AA	LNE-12V120WAAA	10.0	120 W	90 - 305 Vac	No	IP65	5.0 - 10.0 A	58
	LNE-12V120WDAA	10.0	120 W	90 - 305 Vac	3 in 1 dimming	IP67	N/A	58
LNE-12V150W□AA	LNE-12V150WAAA	12.5	150 W	90 - 305 Vac	No	IP65	6.25 - 12.5 A	58
	LNE-12V150WDAA	12.5	150 W	90 - 305 Vac	3 in 1 dimming	IP67	N/A	58
LNE-12V185W□AA	LNE-12V185WAAA	13.0	156 W	90 - 305 Vac	No	IP65	6.5 - 13.0 A	58
	LNE-12V185WDAA	13.0	156 W	90 - 305 Vac	3 in 1 dimming	IP67	N/A	58
LNE-12V320W□AA	LNE-12V320WAAA	22.5	270 W	90 - 305 Vac	No	IP65	11.25 - 22.5 A	58
	LNE-12V320WBAA	22.5	270 W	90 - 305 Vac	No	IP67	N/A	58
	LNE-12V320WDAA	22.5	270 W	90 - 305 Vac	3 in 1 dimming	IP67	N/A	58
LNE-12V100W□CA	LNE-12V100WACA	8.0	96 W	90 - 264 Vac	No	IP65	4.0 - 8.0 A	59
	LNE-12V100WDCA	8.0	96 W	90 - 264 Vac	3 in 1 dimming	IP67	N/A	59
LNE-12V120W□CA	LNE-12V120WACA	10.0	120 W	90 - 264 Vac	No	IP65	5.0 - 10.0 A	59
	LNE-12V120WDCA	10.0	120 W	90 - 264 Vac	3 in 1 dimming	IP67	N/A	59
LNE-12V150W□CA	LNE-12V150WACA	12.5	150 W	90 - 264 Vac	No	IP65	6.25 - 12.5 A	59
	LNE-12V150WDCA	12.5	150 W	90 - 264 Vac	3 in 1 dimming	IP67	N/A	59
LNE-12V185W□CA	LNE-12V185WACA	13.0	156 W	90 - 264 Vac	No	IP65	6.5 - 13.0 A	59
	LNE-12V185WDCA	13.0	156 W	90 - 264 Vac	3 in 1 dimming	IP67	N/A	59
LNE-12V320W□CA	LNE-12V320WACA	22.5	270 W	90 - 264 Vac	No	IP65	11.25 - 22.5 A	59
	LNE-12V320WBCA	22.5	270 W	90 - 264 Vac	No	IP67	N/A	59
	LNE-12V320WDCA	22.5	270 W	90 - 264 Vac	3 in 1 dimming	IP67	N/A	59
LNE-24V100W□AA	LNE-24V100WAAA	4.0	96 W	90 - 305 Vac	No	IP65	2.0 - 4.0 A	60
	LNE-24V100WDAA	4.0	96 W	90 - 305 Vac	3 in 1 dimming	IP67	N/A	60
LNE-24V120W□AA	LNE-24V120WAAA	5.0	120 W	90 - 305 Vac	No	IP65	2.5 - 5.0 A	60
	LNE-24V120WDAA	5.0	120 W	90 - 305 Vac	3 in 1 dimming	IP67	N/A	60

Outdoor & Industrial Applications

Series	Model Name	Iout (A)	Pout (W)	Vin (V)	Dimming Type	Waterproof	Iout Set	Page
LNE-24V150W□AA	LNE-24V150WAAA	6.3	151.2 W	90 - 305 Vac	No	IP65	3.15 - 6.30 A	60
	LNE-24V150WDAA	6.3	151.2 W	90 - 305 Vac	3 in 1 dimming	IP67	N/A	60
LNE-24V185W□AA	LNE-24V185WAAA	7.8	187.2 W	90 - 305 Vac	No	IP65	3.9 - 7.8 A	60
	LNE-24V185WDAA	7.8	187.2 W	90 - 305 Vac	3 in 1 dimming	IP67	N/A	60
LNE-24V320W□AA	LNE-24V320WAAA	13.4	320 W	90 - 305 Vac	No	IP65	6.67 - 13.40 A	60
	LNE-24V320WBAA	13.4	320 W	90 - 305 Vac	No	IP67	N/A	60
	LNE-24V320WDAA	13.4	320 W	90 - 305 Vac	3 in 1 dimming	IP67	N/A	60
LNE-24V100W□CA	LNE-24V100WACA	4.0	96 W	90 - 264 Vac	No	IP65	2.0 - 4.0 A	61
	LNE-24V100WDCA	4.0	96 W	90 - 264 Vac	3 in 1 dimming	IP67	N/A	61
LNE-24V120W□CA	LNE-24V120WACA	5.0	120 W	90 - 264 Vac	No	IP65	2.5 - 5.0 A	61
	LNE-24V120WDCA	5.0	120 W	90 - 264 Vac	3 in 1 dimming	IP67	N/A	61
LNE-24V150W□CA	LNE-24V150WACA	6.3	151.2 W	90 - 264 Vac	No	IP65	3.15 - 6.30 A	61
	LNE-24V150WDCA	6.3	151.2 W	90 - 264 Vac	3 in 1 dimming	IP67	N/A	61
LNE-24V185W□CA	LNE-24V185WACA	7.8	187.2 W	90 - 264 Vac	No	IP65	3.9 - 7.8 A	61
	LNE-24V185WDCA	7.8	187.2 W	90 - 264 Vac	3 in 1 dimming	IP67	N/A	61
LNE-24V320W□CA	LNE-24V320WACA	13.4	320 W	90 - 264 Vac	No	IP65	6.67 - 13.40 A	61
	LNE-24V320WBCA	13.4	320 W	90 - 264 Vac	No	IP67	N/A	61
	LNE-24V320WDCA	13.4	320 W	90 - 264 Vac	3 in 1 dimming	IP67	N/A	61
LNE-24V600WBGA	LNE-24V600WBGA	25	600 W	100-277 Vac	No	IP67	N/A	67
LNE-36V100W□AA	LNE-36V100WAAA	2.65	95.4 W	90 - 305 Vac	No	IP65	1.325 - 2.65 A	62
	LNE-36V100WDAA	2.65	95.4 W	90 - 305 Vac	3 in 1 dimming	IP67	N/A	62
LNE-36V120W□AA	LNE-36V120WAAA	3.4	122.4 W	90 - 305 Vac	No	IP65	1.7 - 3.4 A	62
	LNE-36V120WDAA	3.4	122.4 W	90 - 305 Vac	3 in 1 dimming	IP67	N/A	62
LNE-36V150W□AA	LNE-36V150WAAA	4.2	151.2 W	90 - 305 Vac	No	IP65	2.10 - 4.20 A	62
	LNE-36V150WDAA	4.2	151.2 W	90 - 305 Vac	3 in 1 dimming	IP67	N/A	62
LNE-36V185W□AA	LNE-36V185WAAA	5.2	187.2 W	90 - 305 Vac	No	IP65	2.6 - 5.2 A	62
	LNE-36V185WDAA	5.2	187.2 W	90 - 305 Vac	3 in 1 dimming	IP67	N/A	62

Product Overview Guide

| Outdoor & Industrial Applications

Series	Model Name	Iout (A)	Pout (W)	Vin (V)	Dimming Type	Waterproof	Iout Set	Page
LNE-36V320W□AA	LNE-36V320WAAA	8.9	320 W	90 - 305 Vac	No	IP65	4.45 - 8.90 A	62
	LNE-36V320WBAA	8.9	320 W	90 - 305 Vac	No	IP67	N/A	62
	LNE-36V320WDAA	8.9	320 W	90 - 305 Vac	3 in 1 dimming	IP67	N/A	62
LNE-36V100W□CA	LNE-36V100WACA	2.65	95.4 W	90 - 264 Vac	No	IP65	1.325 - 2.65 A	63
	LNE-36V100WDCA	2.65	95.4 W	90 - 264 Vac	3 in 1 dimming	IP67	N/A	63
LNE-36V120W□CA	LNE-36V120WACA	3.4	122.4 W	90 - 264 Vac	No	IP65	1.7 - 3.4 A	63
	LNE-36V120WDCA	3.4	122.4 W	90 - 264 Vac	3 in 1 dimming	IP67	N/A	63
LNE-36V150W□CA	LNE-36V150WACA	4.2	151.2 W	90 - 264 Vac	No	IP65	2.10 - 4.20 A	63
	LNE-36V150WDCA	4.2	151.2 W	90 - 264 Vac	3 in 1 dimming	IP67	N/A	63
LNE-36V185W□CA	LNE-36V185WACA	5.2	187.2 W	90 - 264 Vac	No	IP65	2.6 - 5.2 A	63
	LNE-36V185WDCA	5.2	187.2 W	90 - 264 Vac	3 in 1 dimming	IP67	N/A	63
LNE-36V320W□CA	LNE-36V320WACA	8.9	320 W	90 - 264 Vac	No	IP65	4.45 - 8.90 A	63
	LNE-36V320WBCA	8.9	320 W	90 - 264 Vac	No	IP67	N/A	63
	LNE-36V320WDCA	8.9	320 W	90 - 264 Vac	3 in 1 dimming	IP67	N/A	63
LNE-36V600WBGA	LNE-36V600WBGA	16.7	601.2 W	100-277 Vac	No	IP67	N/A	67
LNE-48V100W□AA	LNE-48V100WAAA	2.0	96 W	90 - 305 Vac	No	IP65	1.0 - 2.0 A	64
	LNE-48V100WDAA	2.0	96 W	90 - 305 Vac	3 in 1 dimming	IP67	N/A	64
LNE-48V120W□AA	LNE-48V120WAAA	2.5	120 W	90 - 305 Vac	No	IP65	1.25 - 2.5 A	64
	LNE-48V120WDAA	2.5	120 W	90 - 305 Vac	3 in 1 dimming	IP67	N/A	64
LNE-48V150W□AA	LNE-48V150WAAA	3.2	153.6 W	90 - 305 Vac	No	IP65	1.6 - 3.2 A	64
	LNE-48V150WDAA	3.2	153.6 W	90 - 305 Vac	3 in 1 dimming	IP67	N/A	64
LNE-48V185W□AA	LNE-48V185WAAA	3.9	187.2 W	90 - 305 Vac	No	IP65	1.95 - 3.9 A	64
	LNE-48V185WDAA	3.9	187.2 W	90 - 305 Vac	3 in 1 dimming	IP67	N/A	64
LNE-48V320W□AA	LNE-48V320WAAA	6.7	320 W	90 - 305 Vac	No	IP65	3.35 - 6.70 A	64
	LNE-48V320WBAA	6.7	320 W	90 - 305 Vac	No	IP67	N/A	64
	LNE-48V320WDAA	6.7	320 W	90 - 305 Vac	3 in 1 dimming	IP67	N/A	64

Outdoor & Industrial Applications

Series	Model Name	Iout (A)	Pout (W)	Vin (V)	Dimming Type	Waterproof	Iout Set	Page
LNE-48V100W□CA	LNE-48V100WACA	2.0	96 W	90 - 264 Vac	No	IP65	1.0 - 2.0 A	65
	LNE-48V100WDCA	2.0	96 W	90 - 264 Vac	3 in 1 dimming	IP67	N/A	65
LNE-48V120W□CA	LNE-48V120WACA	2.5	120 W	90 - 264 Vac	No	IP65	1.25 - 2.5 A	65
	LNE-48V120WDCA	2.5	120 W	90 - 264 Vac	3 in 1 dimming	IP67	N/A	65
LNE-48V150W□CA	LNE-48V120WACA	3.2	153.6 W	90 - 264 Vac	No	IP65	1.6 - 3.2 A	65
	LNE-48V120WDCA	3.2	153.6 W	90 - 264 Vac	3 in 1 dimming	IP67	N/A	65
LNE-48V185W□CA	LNE-48V185WACA	3.9	187.2 W	90 - 264 Vac	No	IP65	1.95 - 3.9 A	65
	LNE-48V185WDCA	3.9	187.2 W	90 - 264 Vac	3 in 1 dimming	IP67	N/A	65
LNE-48V320W□CA	LNE-48V320WACA	6.7	320 W	90 - 264 Vac	No	IP65	3.35 - 6.70 A	65
	LNE-48V320WBCA	6.7	320 W	90 - 264 Vac	No	IP67	N/A	65
	LNE-48V320WDCA	6.7	320 W	90 - 264 Vac	3 in 1 dimming	IP67	N/A	65
LNE-48V600WBGA	LNE-48V600WBGA	12.5	600 W	100-277 Vac	No	IP67	N/A	67
LNE-54V150W□AA	LNE-54V150WDAA	2.8	151.2 W	90 - 305 Vac	No	IP65	1.40 - 2.80 A	66
	LNE-54V150WAAA	2.8	151.2 W	90 - 305 Vac	3 in 1 dimming	IP67	N/A	66
LNE-54V185W□AA	LNE-54V185WBAA	3.45	186.3 W	90 - 305 Vac	No	IP65	1.725 - 3.45 A	66
	LNE-54V185WDAA	3.45	186.3 W	90 - 305 Vac	3 in 1 dimming	IP67	N/A	66
LNE-54V150W□CA	LNE-54V150WACA	2.8	151.2 W	90 - 264 Vac	No	IP65	1.40 - 2.80 A	66
	LNE-54V150WDCA	2.8	151.2 W	90 - 264 Vac	3 in 1 dimming	IP67	N/A	66
LNE-54V185W□CA	LNE-54V185WACA	3.45	186.3 W	90 - 264 Vac	No	IP65	1.725 - 3.45 A	66
	LNE-54V185WDCA	3.45	186.3 W	90 - 264 Vac	3 in 1 dimming	IP67	N/A	66
LNE-54V600WBGA	LNE-54V600WBGA	11.11	600 W	100-277Vac	No	IP67	N/A	67

Product Overview Guide

| Outdoor & Industrial Applications

Series	Model Name	Iout (A)	Pout (W)	Vin (V)	Dimming Type	Waterproof	Iout Set	Page
LNV	LNV-36V185WAAA	5.2	187.2 W	249-528 Vac	No	IP65	2.6-5.2 A	68
	LNV-48V185WAAA	3.9	187.2 W	249-528 Vac	No	IP65	1.95-3.9 A	68
	LNV-12V320WAAA	22.5	270 W	180 - 528 Vac	No	IP65	11.25 - 22.5 A	69
	LNV-12V320WBAA	22.5	270 W	180 - 528 Vac	No	IP67	N/A	69
	LNV-12V320WDAA	22.5	270 W	180 - 528 Vac	3 in 1 dimming	IP67	N/A	69
	LNV-24V320WAAA	13.4	320 W	180 - 528 Vac	No	IP65	6.67 - 13.40 A	69
	LNV-24V320WBAA	13.4	320 W	180 - 528 Vac	No	IP67	N/A	69
	LNV-24V320WDAA	13.4	320 W	180 - 528 Vac	3 in 1 dimming	IP67	N/A	69
	LNV-36V320WAAA	8.9	320 W	180 - 528 Vac	No	IP65	4.45 - 8.90 A	69
	LNV-36V320WBAA	8.9	320 W	180 - 528 Vac	No	IP67	N/A	69
	LNV-36V320WDAA	8.9	320 W	180 - 528 Vac	3 in 1 dimming	IP67	N/A	69
	LNV-48V320WAAA	6.7	320 W	180 - 528 Vac	No	IP65	3.35 - 6.70 A	69
	LNV-48V320WBAA	6.7	320 W	180 - 528 Vac	No	IP67	N/A	69
	LNV-48V320WDAA	6.7	320 W	180 - 528 Vac	3 in 1 dimming	IP67	N/A	69

| Signage & Refrigeration Applications

Series	Model Name	Vout (V)	Pout (W)	Vin (V)	Dimming Type	Type	Page
USVI S12	USVI-020012FA	12	20 W	120 - 277 Vac	X	Dry and Damp	72
	USVI-060012FE	12	60 W	120 - 277 Vac	X	Dry and Damp	72
	USVI-060012FG	12	60 W	120 - 277 Vac	X	Dry and Damp	72
	USVI-060012DE	12	60 W	120 - 277 Vac	0 - 10 V	Dry and Damp	72
	USVI-060012DG	12	60 W	120 - 277 Vac	0 - 10 V	Dry and Damp	72
	USVI-060012FF	12	60 W	120 - 277 Vac	X	Dry and Damp	73
	USVI-060012FH	12	60 W	120 - 277 Vac	X	Dry and Damp	73
	USVI-120012FA	12 x 2ch	60 W x 2ch	120 - 277 Vac	X	Dry and Damp	73
	USVI-180012FA	12 x 3ch	60 W x 3ch	120 - 277 Vac	X	Dry and Damp	73

Signage & Refrigeration Applications

Series	Model Name	Vout (V)	Pout (W)	Vin (V)	Dimming Type	Type	Page
USVI S24	USVI-020024FA	24	20 W	120 - 277 Vac	X	Dry and Damp	74
	USVI-060024FG	24	60 W	120 - 277 Vac	X	Dry and Damp	74
	USVI-060024DG	24	60 W	120 - 277 Vac	0 - 10 V	Dry and Damp	74
	USVI-060024FH ¹⁾	24	60 W	120 - 277 Vac	X	Dry and Damp	74
	USVI-100024DG	24	99.6 W	120 - 277 Vac	0 - 10 V	Dry and Damp	75
	USVI-100024DE	24	99.6 W	120 - 277 Vac	0 - 10 V	Dry and Damp	75
	USVI-100024FG	24	99.6 W	120 - 277 Vac	X	Dry and Damp	75
	USVI-100024FE	24	99.6 W	120 - 277 Vac	X	Dry and Damp	75
	USVI-100024FH	24	96 W	120 - 277 Vac	X	Dry and Damp	75
	USVI-200024FA	24 x 2ch	96 W x 2ch	120 - 277 Vac	X	Dry and Damp	75
USVI RDL	USVI-060024FR ¹⁾	24	60 W	120 - 277 Vac	X	IP54	76
	USVI-080024FR1	24	80 W	120 - 277 Vac	X	IP54	76
	USVI-100024FR1	24	96 W	120 - 277 Vac	X	IP54	76
	USVI-080024FR	24	80 W	100 - 277 Vac	X	IP54	77
	USVI-100024FR	24	100 W	100 - 277 Vac	X	IP54	77
EUVO FIXED	EUVO-100024FA	24	100 W	220 - 240 Vac	X	IP67	78
JPVI S24	JPVI-020024FA	24	20 W	100 - 277 Vac	X	IP20	79
	JPVI-060024FA	24	60 W	100 - 242 Vac	X	IP20	79
	JPVI-060024FK	24	60 W	100 - 242 Vac	X	IP20	79
	JPVI-090024FA	24	90 W	100 - 242 Vac	X	IP20	79
	JPVI-090024FK	24	90 W	100 - 242 Vac	X	IP20	79
	JPVI-150024FK ¹⁾	24	150 W	100 - 242 Vac	X	IP20	79
JPVO S24	JPVO-030024FA	24	30 W	100 - 242 Vac	X	IP67	80
	JPVO-060024FA	24	60 W	100 - 242 Vac	X	IP67	80
	JPVO-090024FA	24	90 W	100 - 242 Vac	X	IP67	80
	JPVO-150024FA	24	150 W	100 - 242 Vac	X	IP67	81
	JPVO-200024FA ¹⁾	24	200 W	100 - 242 Vac	X	IP67	81
	JPVO-300024FA ¹⁾	24	300 W	100 - 242 Vac	X	IP67	81

Release to Market

1) Q1, 2021

LED Drivers

Indoor & IoT Applications



Product Series

Indoor lighting applications are diverse and demand a wide variety of wattages and packages. An effective lighting solution can optimize the space and enhance the ambiance, both of which have a positive effect on the experience. Delta LED drivers are programmable and give the options of 0-10 V or DALI-2 control, which allow Delta LED drivers to cover a broad range of indoor applications and ensure that indoor lighting will work at maximum performance and efficiency.

Featured Product



USCT LINEAR

- Constant current design
- Universal input voltage 120-277Vac
- Programmable output current via the Delta interface
- DALI-2 interface for 40W model
- Mini. dimming 1% of output current



USCI LINEAR

- Constant current design
- Universal input voltage 120-277Vac
- Class 2 and SELV output
- High output current for office or high bay application
- Min. dimming 10% of 0-10V / external resistor methods



USCT BL IoT

- Constant current design
- Universal input voltage 110-277 Vac
- Programmable output current via the Delta interface
- Bluetooth mesh energy and DALI-2 interface available
- Min. dimming 1% of output current



EUCI MINI

- Constant current design
- Programmable output current (DALI, I-programming)
- Built-in or independent type with clip-in strain-relief
- Min. dimming 1% of output current
- High reliability by 5 years warranty

USCT BL IoT



UL E336604 **Class 2**

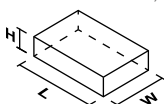
Features

- 40W constant current design
- Universal input voltage 110-277 Vac
- Programmable output current via the Delta interface
- Bluetooth low energy and DALI-2 dimming available
- Min. dimming 1% of output current

Specifications

OUTPUT RATINGS		USCT-040105HLA	USCT-040105ULA
Output Voltage Range		20-50 Vdc	
Max. No Load Output Voltage		60 Vdc	
Output Power Range		CH1+CH2=40W	One Channel: 40W
Adjustable Output Current (DALI)		350-1050 mA	
Output Channel		2	1
Current Accuracy		± 5%	
Line Regulation		± 1%	
Load Regulation		± 5%	
Output Current LF Ripple		5% @full load (ripple = (pk-avg)/avg)	
INPUT RATINGS			
Input Voltage Range		99-305 Vac	
Input Frequency Range		47-63 Hz	
Max Input Current	110 Vac	0.43 A	
Efficiency ¹⁾	277 Vac	90%	
Inrush Current (Apk / 50% - uS @ Cold Start)		25A / 50us, Meet NEMA 410	
Power Factor		Full Load: > 0.9 @ 110-277 Vac	
Leakage Current		< 0.7 mA peak @ 277 Vac	
MECHANICAL			
Casing		Metal sheet, Color: Natural	
Dimensions (L x W x H)		11.0 x 1.2 x 1.0 inch 280.0 x 30.0 x 25.4 mm	
Unit Weight		0.58 lb (0.26 kg)	
Input Connector		Terminal, 2&3-pole (Line/Neutral)&(PE/DALI1/DALI2), Conductor 0.5~1.5 mm ² , Strip length 8.5...9.5mm	
Output Connector		Terminal, 4-pole (LED1+ /LED1- /LED2+ /LED2-), Conductor 0.5~1.5 mm ² , Strip length 8.5...9.5mm	Terminal, 2-pole (LED+ /LED-), Conductor 0.5~1.5 mm ² , Strip length 8.5...9.5mm
ENVIRONMENT			
Ambient Temperature	Operating	-30°C to +50°C	
	Storage	-30°C to +85°C	
Relative Humidity Operating		10 to 90% RH (Non-Condensing)	
Ingress Protection Classification		Dry / Damp	

Dimensions Reference 2)



1) 100% Load (typical) and tested after 30 minutes warm up.

2) All parameters are specified at 25°C ambient temperature unless otherwise indicated.

USCT LINEAR

Features

- Constant current design
- Universal input voltage 110-277 Vac
- Programmable output current via the Delta interface
- DALI-2 interface for 40W model
- Min. dimming 1% of output current

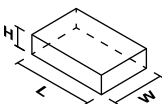


Class 2

Specifications

OUTPUT RATINGS		USCT-030105GA	USCT-050140GA	USCT-080210GA
Nominal Output Current		150-1050 mA	350-1400 mA	700-2100 mA
Output Voltage Range		16-54 Vdc	16-54 Vdc	20-54 Vdc
Max. No Load Output Voltage		60 Vdc		
Output Power Range		0-30 W	0-50 W	0.5-80 W
Line Regulation		± 2%		
Load Regulation		± 5%		
Output Current Ripple		5% @full load (ripple = (pk-avg)/avg)		
INPUT RATINGS				
Input Voltage Range		108-305Vac		
Input Frequency Range		47-63 Hz		
Normal Input Current		0.30A @ 120-277 Vac	0.48A @ 120-277 Vac	0.77A @ 120-277 Vac
Efficiency ¹⁾	277Vac	89.0%	89.5%	90.0%
Inrush Current (Apk / 50%-uS) (Cold Start)		meet NEMA 410		
Power Factor		>0.95 @ 120-277 Vac, full load / 50 Hz		
Leakage Current		< 0.7mA @ 277 Vac		
MECHANICAL				
Casing		Metal sheet, Color: Natural		
Dimensions (L x W x H)		11.0 x 1.2 x 1.0 inch 280.0 x 30.4 x 25.4 mm	14.2 x 1.2 x 1.0 inch 360.0 x 30.0 x 25.4 mm	
Unit Weight		0.81 lb (0.37 kg)	1.23 lb (0.56 kg)	
Cooling System		Convection		
Input Connector		Terminal, 4-pole (Line/Neutral/Spacer/PE), Conductor 0.5~1.5 mm ² , Strip length 8.5...9.5mm		
Output Connector		Terminal, 6-pole (LED+/LED-/GND/PRG_NTC/DIM+/DIM-), Conductor 0.5~1.5 mm ² , Strip length 8.5...9.5mm		
ENVIRONMENT				
Ambient Temperature	Operating	-30°C to +50°C		
	Storage	-40°C to +85°C		
Relative Humidity Operating		10 to 60% RH (Non-Condensing)		
Environmental Locations		Dry / Damp		

Dimensions Reference 2)



1) 100% Load (typical) and tested after 30 minutes warm up.

2) All parameters are specified at 25°C ambient temperature unless otherwise indicated.



Class 2

USCT LINEAR

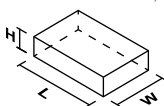
Features

- Constant current design
- Universal input voltage 120-277 Vac
- Programmable output current via the Delta interface
- DALI-2 interface for 40W model
- Min. dimming 1% of output current

Specifications

OUTPUT RATINGS		USCT-040105L2A	USCT-040105LA
Output Voltage Range		20 - 50 Vdc	20-50 Vdc
Max. No Load Output Voltage		60 Vdc	60 Vdc
Output Power Range		CH1 + CH2 = 40 W	One channel = 40 W
Adjustable Output Current (DALI)		350 - 1050 mA	350 - 1050 mA
Current Accuracy		± 5%	
Line Regulation		± 2%	
Load Regulation		± 5%	
Output Current LF Ripple		5% @full load (ripple = (pk-avg)/avg)	
INPUT RATINGS			
Input Voltage Range		99 - 305 Vac	
Input Frequency Range		47-63 Hz	
Max Input Current	110Vac	0.43A	0.43A
Efficiency ¹⁾	277Vac	90%	90%
Inrush Current (Apk / 50% - uS @ Cold Start)		40A / 50uS, Meet NEMA 410	
Power Factor		Full Load: > 0.9 @ 110 - 277 Vac	
Leakage Current		< 0.7mA peak @ 277Vac	
MECHANICAL			
Casing		Metal sheet, Color: Natural	
Dimensions (L x W x H)		11.0 x 1.2 x 1.0 inch 280.0 x 30.4 x 25.4 mm	
Unit Weight		0.55 lb (0.25 kg)	
Input Connector		Terminal, 2&3-pole (Line/Neutral)&(PE/DALI1/DALI2), Conductor 0.5~1.5 mm ² , Strip length 8.5...9.5mm	
Output Connector		Terminal, 4-pole (LED1+ /LED1- /LED2+ /LED2-), Conductor 0.5~1.5 mm ² , Strip length 8.5...9.5mm	Terminal, 2-pole (LED+ /LED-), Conductor 0.5~1.5 mm ² , Strip length 8.5...9.5mm
ENVIRONMENT			
Ambient Temperature	Operating	-30°C to +50°C	
	Storage	-30°C to +85°C	
Relative Humidity Operating		10 to 90% RH (Non-Condensing)	
Ingress Protection Classification		Dry / Damp	

Dimensions Reference 2)



1) 100% Load (typical) and tested after 30 minutes warm up.

2) All parameters are specified at 25°C ambient temperature unless otherwise indicated.

USCI LINEAR



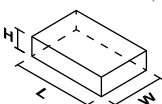
Features

- Constant current design
- Universal input voltage 120-277 Vac
- Class 2 and SELV output
- High output current for office or high-bay applications
- Min. dimming 10% of 0-10 V / external resistor methods

Specifications

OUTPUT RATINGS		USCI-100410FA	USCI-100410DA
Output Voltage Range		15 - 24 Vdc	
Max. No Load Output Voltage		30 Vdc	
Output Power Range		62.3 - 99.6 W	
Dimming Characteristic		N/A	0-10Vdc for 10-100%. Dimming frequency 1kHz. Source current is 330uA. 1) 0V (10%) – 8V (100%) 2) Dimming wires Open (100%) 3) Dimming wires Short 10%
Current Accuracy		± 3%	
Line Regulation		± 5%	
Load Regulation		± 5%	
Output Current LF Ripple		5% @full load (ripple = (pk-avg)/avg)	
INPUT RATINGS			
Input Voltage Range		108 - 305 Vac	
Input Frequency Range		47 - 63 Hz	
Max Input Current	120Vac	1.20 A	
Efficiency ¹⁾	277Vac	86.0%	
Inrush Current (Apk / 50% - uS @ Cold Start)		200A/250us, Meet NEMA 410	
Power Factor		Full Load: > 0.95 @ 120 - 277 Vac	
Leakage Current		< 0.75 mA peak @ 277 Vac	
MECHANICAL			
Casing		Metal sheet, Color: Black	
Dimensions (L x W x H)		9.5 x 1.7 x 1.2 inch 241.3 x 43.1 x 30.0 mm	
Unit Weight		1.50 lb (0.68 kg)	
Input Wire		Line: Black, Neutral: White, Wires Length 300mm	
Output Wire		Positive: Red, Negative: Black, Dim+: Violet, Dim-: Gray, Wires Length 300mm	
ENVIRONMENT			
Ambient Temperature	Operating	-40°C to +55°C	
	Storage	-40°C to +85°C	
Relative Humidity Operating		10 to 90% RH (Non-Condensing)	
Environmental Locations		Dry / Damp	

Dimensions Reference 2)



- 1) 100% Load (typical) and tested after 30 minutes warm up.
- 2) All parameters are specified at 25°C ambient temperature unless otherwise indicated.

USCI MINI CAN



Features

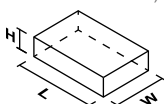
- Constant current design
- Universal AC input voltage 120-277Vac
- Wide operating temperature range -25°C to +55°C
- Meet UL class P certification for 55 W model
- 1-10 V dimming available
- 4kV high surge immunity



Specifications

OUTPUT RATINGS		USCI-040070DA	USCI-040105DA	USCI-040125DA	USCI-040140DA	USCI-040210DA	USCI-055125DA
Output Voltage Range		32-55 Vdc	26-38 Vdc	21.8-32 Vdc	19.5-28.5 Vdc	13-19 Vdc	28-44 Vdc
Max. No Load Output Voltage		60 Vdc	45 Vdc	39 Vdc	35 Vdc	24 Vdc	49 Vdc
Output Power Range		40 W	40 W	40 W	40 W	40 W	55 W
Rated Output Current		700 mA	1050 mA	1250 mA	1400 mA	2100 mA	1250 mA
Line Regulation		± 5%					
Load Regulation		± 5%					
Output Current LF Ripple		5% @ full load (ripple = (pk-avg)/avg)					
INPUT RATINGS							
Input Voltage Range		108-305 Vac					
Input Frequency Range		47-63 Hz					
Max Input Current	120Vac	0.44 A					0.59 A
Efficiency ¹⁾	277Vac	82%					89%
Inrush Current (meet NEMA410)	277Vac	50 A / 250 uS					90 A / 250 uS
Power Factor		70%-Full Load: > 0.9 @ 120- 277 Vac					
Leakage Current		< 0.5 mA rms & <0.7 mA peak @ 277 Vac					
MECHANICAL							
Casing		Metal Sheet, Color: White					
Dimensions (L x W x H)		9.5 x 1.3 x 1.0 inch 241.3 x 33.0 x 25.4 mm					
Unit Weight		0.90 lb (0.41kg)					
Cooling System		Convection					
Input Wire		Line: Black, Neural: White, Wire Length 300 mm					
Output Wire		Positive: Red, Negative: Blue, Wire Length 300 mm					
Dimming Wire		Dim(+): Violet, Dim(-): Gray, Wire Length 300 mm					
ENVIRONMENT							
Ambient Temperature	Operating	-25°C to +55°C					
	Storage	-40°C to +85°C					
Relative Humidity Operating		10 to 90% RH (Non-Condensing)					
Environmental Locations		Dry / Damp					

Dimensions Reference ²⁾



1) 100% Load (typical) and tested after 30 minutes warm up.

2) All parameters are specified at 25°C ambient temperature unless otherwise indicated.

USCI MINI CAN



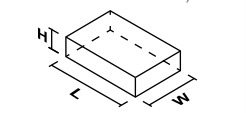
Features

- Constant current design
- Universal AC input voltage 120-277Vac
- Wide operating temperature range -25°C to +55°C
- Suitable for dry and damp locations
- 1-10 V dimming available
- 4kV high surge immunity

Specifications

OUTPUT RATINGS		USCI-040070FA	USCI-040105FA	USCI-040125FA	USCI-040140FA	USCI-040210FA	USCI-055125FA
Output Voltage Range		32-55 Vdc	26-38 Vdc	21.8-32 Vdc	19.5-28.5 Vdc	13-19 Vdc	28-44 Vdc
Max. No Load Output Voltage		60 Vdc	45 Vdc	39 Vdc	35 Vdc	24 Vdc	49 Vdc
Output Power Range		40 W	40 W	40 W	40 W	40 W	55 W
Rated Output Current		700 mA	1050 mA	1250 mA	1400 mA	2100 mA	1250 mA
Line Regulation		± 5%					
Load Regulation		± 5%					
Output Current LF Ripple		5% @ full load (ripple = (pk-avg)/avg)					
INPUT RATINGS							
Input Voltage Range		108-305 Vac					
Input Frequency Range		47-63 Hz					
Max Input Current	120Vac	0.44 A					0.59 A
Efficiency ¹⁾	277Vac	82%					89%
Inrush Current (meet NEMA410)	277Vac	50 A / 250 uS					90 A / 250 uS
Power Factor		70%-Full Load: > 0.9 @ 120- 277 Vac					
Leakage Current		< 0.5 mA rms & <0.7 mA peak @ 277 Vac					
MECHANICAL							
Casing		Metal Sheet, Color: White					
Dimensions (L x W x H)		9.5 x 1.3 x 1.0 inch 241.3 x 33.0 x 25.4 mm					
Unit Weight		0.90 lb (0.41 kg)					
Cooling System		Convection					
Input Wire		Line: Black, Neural: White, Wire Length 300 mm					
Output Wire		Positive: Red, Negative: Blue, Wire Length 300 mm					
Dimming Wire		N/A					
ENVIRONMENT							
Ambient Temperature	Operating	-25°C to +55°C					
	Storage	-40°C to +85°C					
Relative Humidity Operating		10 to 90% RH (Non-Condensing)					
Environmental Locations		Dry / Damp					

Dimensions Reference 2)



1) 100% Load (typical) and tested after 30 minutes warm up.

2) All parameters are specified at 25°C ambient temperature unless otherwise indicated.



Class 2

USCI SQUARE TOP

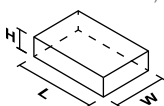
Features

- Constant current design
- Universal AC input voltage 120-277Vac
- Wide operating temperature range -25°C to +55°C
- Class 2 output
- Suitable for dry and damp locations

Specifications

OUTPUT RATINGS		USCI-020070DAA	USCI-030070DAA	USCI-020105DAA	USCI-050105DAA	USCI-050105FAA
Output Voltage Range		14-30 Vdc	28-44 Vdc	10-19 Vdc	29-48 Vdc	29-48 Vdc
Max. No Load Output Voltage		35 Vdc	48 Vdc	25 Vdc	56 Vdc	56 Vdc
Output Power Range		20 W	30 W	20 W	50 W	50 W
Rated Output Current		700 mA	700 mA	1050 mA	1050 mA	1050 mA
Line Regulation		± 5%				
Load Regulation		± 5%				
Output Current Ripple		30% @ full load (ripple = (pk-avg)/avg)				
INPUT RATINGS						
Input Voltage Range		108-305 Vac				
Input Frequency Range		47-63 Hz				
Max. Input Current	120Vac	0.23 A	0.33 A	0.21 A	0.51 A	0.51 A
Efficiency ¹⁾	277Vac	80%	81%	80%	83%	83%
Inrush Current	277Vac	meet NEMA.410				
Power Factor		Full Load: > 0.9 @ 120-277 Vac				
Leakage Current		< 0.5 mArms @ 277 Vac				
MECHANICAL						
Casing		Metal Sheet, Color: Black				
Dimensions (L x W x H)		3.26 x 2.97 x 1.24 inch 82.9 x 75.4 x 31.5 mm				
Unit Weight		0.88 lb (0.4kg)				
Cooling System		Convection				
Input Wire		Line: Black, Neural: White, Wire Length 300 mm				
Output Wire		Positive: Red, Negative: Blue, Wire Length 300 mm				
Dimming Wire		Dim(+): Violet, Dim(-): Gray, Wire Length 300 mm				N/A
ENVIRONMENT						
Ambient Temperature	Operating	-25°C to +55°C				
	Storage	-40°C to +85°C				
Relative Humidity Operating		10 to 85% RH (Non-Condensing)				
Environmental Locations		Dry / Damp				

Dimensions Reference 2)



1) 100% Load (typical) and tested after 30 minutes warm up.

2) All parameters are specified at 25°C ambient temperature unless otherwise indicated.



USCI SQUARE SIDE

Features

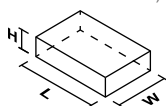
- Constant current design
- Universal AC input voltage 120-277Vac
- Wide operating temperature range -25°C to +55°C
- Class 2 output
- Suitable for dry and damp locations

CE  **SELV Class 2**

Specifications

OUTPUT RATINGS		USCI-020070DBA	USCI-030070DBA	USCI-020105DBA	USCI-050105DBA	USCI-050105FBA
Output Voltage Range		14-30 Vdc	28-44 Vdc	10-19 Vdc		29-48 Vdc
Max. No Load Output Voltage		35 Vdc	48 Vdc	25 Vdc		56 Vdc
Output Power Range		20 W	30 W	20 W		50 W
Rated Output Current		700 mA	700 mA	1050 mA		1050 mA
Line Regulation		± 5%				
Load Regulation		± 5%				
Output Current Ripple		30% @ full load (ripple = (pk-avg)/avg)				
INPUT RATINGS						
Input Voltage Range		108-305 Vac				
Input Frequency Range		47-63 Hz				
Max. Input Current	120Vac	0.23A	0.33A	0.21A		0.51A
Efficiency ¹⁾	277Vac	80%	81%	80%		83%
Inrush Current	277Vac	meet NEMA.410				
Power Factor		Full Load: > 0.9 @ 120-277 Vac				
Leakage Current		< 0.5mA rms & <0.7mA peak @ 277 Vac				
MECHANICAL						
Casing		Metal Sheet, Color: Black				
Dimensions (L x W x H)		3.26 x 2.97 x 1.23 inch 100.0 x 75.5 x 31.5 mm				
Unit Weight		0.90 lb (0.41 kg)				
Cooling System		Convection				
Input Wire		Line: Black, Neutral: White, Wire Length 230 mm				
Output Wire		Positive: Red, Negative: Blue, Wire Length 300 mm				
Dimming Wire		Dim(+): Violet, Dim(-): Gray, Wire Length 300 mm				N/A
ENVIRONMENT						
Ambient Temperature	Operating	-25°C to +55°C				
	Storage	-40°C to +85°C				
Relative Humidity Operating		10 to 85% RH (Non-Condensing)				
Environmental Locations		Dry / Damp				

Dimensions Reference 2)



1) 100% Load (typical) and tested after 30 minutes warm up.

2) All parameters are specified at 25°C ambient temperature unless otherwise indicated.

USCI MICRO



Class 2

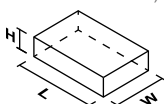
Features

- Constant current design
- Universal AC input voltage 120-277Vac
- Wide operating temperature range -20°C to +55°C
- Class 2 output
- Suitable for dry and damp locations

Specifications

OUTPUT RATINGS		USCI-020070FA	USCI-030070FA	USCI-020105FA
Output Voltage Range		14-30 Vdc	28-44 Vdc	8-23 Vdc
Max. No Load Output Voltage		35 Vdc	48 Vdc	25 Vdc
Output Power Range		20 W	30 W	20 W
Rated Output Current		700 mA	700 mA	1050 mA
Line Regulation		± 1%		
Load Regulation		± 3%		
Output Current Ripple		30% @ full load (ripple = (pk-avg)/avg)		
INPUT RATINGS				
Input Voltage Range		108-305 Vac		
Input Frequency Range		47-63 Hz		
Max. Input Current	120Vac	0.23 A	0.21 A	0.23 A
Efficiency ¹⁾	277Vac	80%	80%	80%
Inrush Current	277Vac	meet NEMA.410		
Power Factor		Full Load: > 0.9 @ 120-277 Vac		
Leakage Current		< 0.5mArms @ 277 Vac		
MECHANICAL				
Casing		Plastic, Color : White		
Dimensions (L x W x H)		3.74 x 1.58 x 1.00 inch 95.0 x 40.0 x 25.4 mm		
Unit Weight		0.33 lb (0.15 kg)		
Cooling System		Convection		
Input Wire		Line: Black, Neutral: White, Wire Length 300 mm		
Output Wire		Positive: Red, Negative: Blue, Wire Length 300 mm		
ENVIRONMENT				
Ambient Temperature	Operating	-20°C to +55°C		
	Storage	-40°C to +85°C		
Relative Humidity Operating		10 to 85% RH (Non-Condensing)		
Environmental Locations		Dry / Damp		

Dimensions Reference ²⁾



1) 100% Load (typical) and tested after 30 minutes warm up.

2) All parameters are specified at 25°C ambient temperature unless otherwise indicated.



EUCI BA IoT

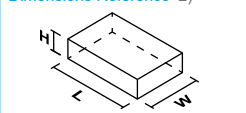
Features

- Constant current design
- Bluetooth mesh dimming available
- 1% -100% dimming range
- EMEA AC input voltage 220-240Vac
- Built-in or independent type with clip-in strain relief
- Two channels for color mixing applications

Specifications

OUTPUT RATINGS		EUCI-015035BA	EUCI-035090BA
Output Voltage Range		15-42 Vdc	20-39 Vdc
Max. No Load Output Voltage		50 Vdc	55Vdc
Output Power Range		CH1+CH2= 15 W	CH1+CH2= 35 W
Adjustable Output Current (Bluetooth)		3.5-350 mA	9-900 mA
Current Accuracy		± 7% (@ Typical output current range)	± 5% (@ Typical output current range)
Line Regulation		± 1%	
Load Regulation		± 5%	
Output Current LF Ripple		5% @ full load (ripple = (pk-avg)/avg)	
INPUT RATINGS			
Input Voltage Range		198-264 Vac	
Input Frequency Range		47-63 Hz	
Max Input Current	220Vac	0.087 A	0.2 A
Efficiency ¹⁾	230Vac	86.5%	88%
Inrush Current (Apk / 50% - uS @ Cold Start)		4A/50uS	
Power Factor		Full Load: > 0.95 @ 230 Vac	
Leakage Current		< 0.7mA peak @ 240 Vac	
MECHANICAL			
Casing		Plastic, Color : White	
Dimensions (L x W x H)		100.0 x 43.0 x 25.0 mm 3.94 x 1.69 x 0.98 inch	Without Kits : 100.0 x 45.0 x 30.0 mm 3.94 x 1.77 x 1.18 inch
Unit Weight		0.08 kg (0.18 lb)	0.16 kg (0.35 lb)
Input Connector		Terminal, 2-pole (Line/Neutral), Conductor 0.75~1.5 mm ² , Strip length 8.5...9.5 mm	
Output Connector		Terminal, 4-pole (Positive/Negative/ Positive/Negative), Conductor 0.75~1.5 mm ² Strip length 8.5...9.5 mm	
ENVIRONMENT			
Ambient Temperature	Operating	-25 to +50°C	
	Storage	-25°C to +85°C	
Relative Humidity Operating		10 to 90% RH (Non-Condensing)	
Ingress Protection Classification		IP20	

Dimensions Reference ²⁾



1) 100% Load (typical) and tested after 30 minutes warm up.

2) All parameters are specified at 25°C ambient temperature unless otherwise indicated.



EUCI BL IoT

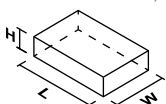
Features

- Constant current design
- Bluetooth mesh and DALI dimming available
- Programmable output current via the Delta interface
- 1% -100% dimming range
- EMEA AC input voltage 220-240 Vac
- Optional strain relief set for independent applications

Specifications

OUTPUT RATINGS		EUCI-020070BLA	EUCI-040140BLA
Output Voltage Range		24-54 Vdc	20-50 Vdc
Max. No Load Output Voltage		59 Vdc	59 Vdc
Output Power Range		20 W	40 W
Adjustable Output Current (DALI)		250-700 mA	500-1400 mA
Current Accuracy		± 5%	
Line Regulation		± 1%	
Load Regulation		± 5%	
Output Current LF Ripple		5% @ full load (ripple = (pk-avg)/avg)	
INPUT RATINGS			
Input Voltage Range		198-264 Vac	
Input Frequency Range		47-63 Hz	
Max Input Current	220Vac	0.13 A	0.25 A
Efficiency ¹⁾	230Vac	86.5%	88.0%
Inrush Current (Apk / 50% - uS @ Cold Start)		25A / 50uS @ 230 Vac	
Power Factor		Full Load: > 0.95 @ 230 Vac	
Leakage Current		< 0.7mA peak @ 240 Vac	
MECHANICAL			
Casing		Plastic, Color : White	
Dimensions (L x W x H)		Without Kits : 100.0 x 45.0 x 30.0 mm 3.94 x 1.77 x 1.18 inch	With Kits : 150.0 x 45.0 x 30.0 mm 5.91 x 1.77 x 1.18 inch
Unit Weight		0.11 kg (0.24 lb)	0.16 kg (0.35 lb)
Cooling System		Convection	
Input Connector		Terminal, 4-pole (Neutral/Line/DALI1/DALI2), Conductor 0.75~1.5 mm ² , Strip length 8.5...9.5 mm	
Output Connector		Terminal, 2-pole (Positive/Negative), Conductor 0.75~1.5 mm ² , Strip length 8.5...9.5 mm	
ENVIRONMENT			
Ambient Temperature	Operating	-25°C to +60°C	-25°C to +50°C
	Storage	-25°C to +85°C	
Relative Humidity Operating		10 to 90% RH (Non-Condensing)	
Ingress Protection Classification		IP20	

Dimensions Reference ²⁾



1) 100% Load (typical) and tested after 30 minutes warm up.

2) All parameters are specified at 25°C ambient temperature unless otherwise indicated.



EUCI BLS IoT

Features

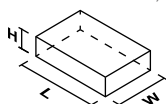
- Constant current design
- EMEA AC input voltage 220-240 Vac
- Built-in active PFC, conforms to harmonic
- Bluetooth mesh and DALI dimming available
- 3% -100% dimming range
- 2 channels 350mA output current design



Specifications

OUTPUT RATINGS		EUCI-040035UA
Output Voltage Range		17-57 Vdc
Max. No Load Output Voltage		60 Vdc
Output Power Range		CH1 + CH2 = 40W
Dimming Output Current (DALI or Bluetooth)		10-350 mA
Current Accuracy		± 5% (@ Typical output current range)
Line Regulation		± 1%
Load Regulation		± 3%
Output Current LF Ripple		20% @ full load (ripple = (pk-avg)/avg)
INPUT RATINGS		
Input Voltage Range		198-264 Vac
Input Frequency Range		47-63 Hz
Max Input Current	220Vac	0.24 A
Efficiency ¹⁾	230Vac	86%
Inrush Current (Apk / 50% - uS @ Cold Start)		25A / 50uS @ 230 Vac
Power Factor		Full Load: > 0.95 @ 230 Vac
Leakage Current		< 0.7mA peak @ 240 Vac
MECHANICAL		
Casing		Metal, Material: SGCC, Color: Natural, no potting
Dimensions (L x W x H)		359.0 x 30.0 x 21.0 mm 14.13 x 1.18 x 0.83 inch
Unit Weight		0.31 kg (0.68 lb)
Input Connector		WAGO:250-203, Gray, L / N / PE, wire preparation:0.5-1.5 mm ²
Output Connector		WAGO:250, Red/Black, Vo1+/- Vo2+/-
Dimming Connector		WAGO:250, Orange/Orange, DALI+ / DALI-
ENVIRONMENT		
Ambient Temperature	Operating	-25°C to +50°C
	Storage	-25°C to +85°C
Relative Humidity Operating		10 to 60% RH (Non-Condensing)
Ingress Protection Classification		IP20

Dimensions Reference ²⁾



1) 100% Load (typical) and tested after 30 minutes warm up.

2) All parameters are specified at 25°C ambient temperature unless otherwise indicated.

EUCI LINEAR



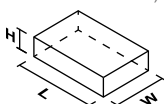
Features

- Constant current design
- Input voltage 220-240Vac
- Up to 87.5% efficiency
- Built-in type
- Fixed output current with DALI control
- IP20 assembly for indoor applications

Specifications

OUTPUT RATINGS		EUCI-040035LA	EUCI-080070LA
Nominal Output Current		350 mA	SW OFF: 700 mA ; SW ON: 500 mA
Output Voltage Range		17-57 Vdc	17-57 Vdc
Max. No Load Output Voltage		60 Vdc	60 Vdc
Output Power Range		11.9-40 W	23.8-80 W
Line Regulation		± 5%	
Load Regulation		± 5%	
Output Current Ripple		10% @full load (ripple = (pk-avg)/avg)	
INPUT RATINGS			
Input Voltage Range		198-264 Vac	
Input Frequency Range		47-63 Hz	
Normal Input Current		0.24 A	0.44 A
Efficiency ¹⁾	230Vac	87%	87.5%
Inrush Current (Apk / 50%-uS) (Cold Start)		15A/100uS @ 230 Vac	30A/100uS @ 230 Vac
Power Factor		Full Load: > 0.9 @ 120-277 Vac	
Leakage Current		< 0.5mArms @ 277 Vac	
MECHANICAL			
Casing		Metal sheet, Color : Natural	
Dimensions (L x W x H)		359.0 x 30.0 x 21.0 mm 14.13 x 1.18 x 0.83 inch	425.0 x 30.0 x 21.0 mm 16.73 x 1.18 x 0.83 inch
Unit Weight		0.29 kg (0.64 lb)	0.36 kg (0.79 lb)
Cooling System		Convection	
Input Connector		Terminal, 3-pole (Line/Neutral/PE), Conductor 0.5~1.5mm ² , Strip length 8.5...9.5 mm	
Output Connector		Terminal, 4-pole (LED1+/LED1-/LED2+/LED2-), Conductor 0.5~1.5mm ² , Strip length 8.5...9.5 mm	
DALI Connector		Terminal, 2-pole (DALI1/DALI2), Conductor 0.5~1.5mm ² , Strip length 8.5...9.5 mm	
ENVIRONMENT			
Ambient Temperature	Operating	-25°C to +50°C	
	Storage	-40°C to +85°C	
Relative Humidity Operating		10 to 60% RH (Non-Condensing)	
Ingress Protection Classification		IP20	

Dimensions Reference ²⁾



1) 100% Load (typical) and tested after 30 minutes warm up.

2) All parameters are specified at 25°C ambient temperature unless otherwise indicated.

EUCI MINI



Features

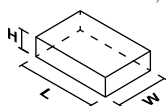
- Programmable output current (DALI, I-programming)
- Built-in or independent type with clip-in strain-relief
- Dimming range 1 to 100 %
- High reliability by 5 years warranty



Specifications

OUTPUT RATINGS		EUCI-020070 GLA	EUCI-020070 GLAB
Nominal Output Current		250-700 mA	
Output Voltage Range		24-54 Vdc	
Max. No Load Output Voltage		60 Vdc	
Output Power Range		6-20 W	
Line Regulation		± 1%	
Load Regulation		± 5%	
Output Current Ripple		5% @full load (ripple = (pk-avg)/avg)	
INPUT RATINGS			
Input Voltage Range		198-264Vac ; 176-280 Vdc	
Input Frequency Range		47-63 Hz	
Normal Input Current		0.13A @ 220-240 Vac 0.11A @ 220-240 Vdc	
Efficiency ¹⁾	230Vac	86%	
Inrush Current (Apk / 50%-uS) (Cold Start)		20A/150uS @ 230 Vac	
Power Factor		>0.95 @ 230 Vac / 50 Hz	
Leakage Current		< 0.7mA @ 230 Vac	
MECHANICAL			
Casing		Plastic, Color : White	
Dimensions (L x W x H)		Built-in (GLAB model) : 97.0 x 43.0 x 30.0 mm 3.82 x 1.69 x 1.18 inch	Independent (GLAB model) : 147.0 x 43.0 x 30.0 mm 5.79 x 1.69 x 1.18 inch
Unit Weight		Built-in (GLAB model) : 0.16 kg (0.35 lb) / Independent (GLAB model) : 0.19 kg (0.42 lb)	
Cooling System		Convection	
Input Connector		Terminal, 6-pole (Neutral/Line/DALI1/DALI2/GND/PRG), Conductor 0.75~1.5 mm ² , Strip length 8.5...9.5 mm	
Output Connector		Terminal, 2-pole (Positive/Negative), Conductor 0.75~1.5 mm ² , Strip length 8.5...9.5 mm	
ENVIRONMENT			
Ambient Temperature	Operating	-25°C to +50°C	
	Storage	-40°C to +85°C	
Relative Humidity Operating		10 to 60% RH (Non-Condensing)	
Ingress Protection Classification		IP20	

Dimensions Reference 2)



- 1) 100% Load (typical) and tested after 30 minutes warm up.
- 2) All parameters are specified at 25°C ambient temperature unless otherwise indicated.
- 3) GLA for Independent ; GLAB for Built-in

EUCI PANDA 20W



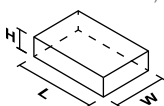
Features

- Constant current design
- Input voltage 220-240 Vac
- Up to 89% efficiency
- Independent type
- Fixed output current
- IP20 assembly for indoor applications

Specifications

OUTPUT RATINGS	EUCI-020035FC	EUCI-020035FA	EUCI-020040FA	EUCI-020050FA	EUCI-020060FA	EUCI-020070FA
Nominal Output Current	350 mA	350 mA	400 mA	500 mA	600 mA	700 mA
Output Voltage Range	42-57 Vdc	31-42 Vdc	31-42 Vdc	31-42 Vdc	21-28.6 Vdc	21-28.6 Vdc
Max. No Load Output Voltage	75Vdc	60 Vdc	60 Vdc	60 Vdc	50 Vdc	50 Vdc
Output Power Range	14.7-20 W	10.9-14.7 W	12.4-16.8 W	15.5-21 W	12.6-17.2 W	14.7-20 W
Line Regulation	± 5%					
Load Regulation	± 5%					
Output Current LF Ripple	Low frequency, 50% @max load, 60% @min load (ripple = (pk-avg)/avg)					
INPUT RATINGS						
Input Voltage Range	198-264 Vac					
Input Frequency Range	47-63 Hz					
Normal Input Current	0.12 A	0.09 A	0.1 A	0.12 A	0.1 A	0.12 A
Efficiency ¹⁾ Typical 230Vac	90.5%	89.5%	89.5%	89%	89.5%	89.5%
Inrush Current (Apk / 50%-uS) (Cold Start)	4A/50uS @ 230 Vac					
Power Factor	>0.95 @ 230Vac / 50Hz at >15W load					
Leakage Current	< 0.7mA @ 230 Vac					
MECHANICAL						
Casing	Plastic, Color : White					
Dimensions (L x W x H)	115.0 x 45.0 x 29.0 mm 4.53 x 1.77 x 1.14 inch					
Unit Weight	0.10 kg (0.20 lb)					
Cooling System	Convection					
Input Connector	Terminal, 2-pole (Line/Neutral), Conductor 0.75~1.5mm ² , Strip length 8.5...9.5 mm					
Output Connector	Terminal, 2-pole (LED+/LED-), Conductor 0.75~1.5mm ² , Strip length 8.5...9.5 mm					
ENVIRONMENT						
Ambient Temperature	Operating	-25°C to +50°C	-25°C to +55°C	-25°C to +50°C	-25°C to +55°C	
	Storage	-25°C to +85°C				
Relative Humidity Operating	10 to 90% RH (Non-Condensing)					
Ingress Protection Classification	IP20					

Dimensions Reference 2)



1) 100% Load (typical) and tested after 30 minutes warm up.

2) All parameters are specified at 25°C ambient temperature unless otherwise indicated.

EUCI PANDA 35W



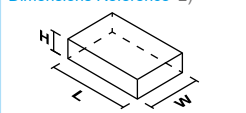
Features

- Constant current design
- Input voltage 220-240 Vac
- Up to 89.5% efficiency
- Independent or built-in type
- Fixed output current
- IP20 assembly for indoor applications

Specifications

OUTPUT RATINGS	EUCI-035050FA/B	EUCI-035060FA/B	EUCI-035070FA/B	EUCI-035080FA/B	EUCI-035090FA/B	EUCI-035105FA/B
Nominal Output Current	500 mA	600 mA	700 mA	800 mA	900 mA	1050 mA
Output Voltage Range	24-43 Vdc	24-43 Vdc	24-43 Vdc	24-43 Vdc	24-38 Vdc	24-38 Vdc
Max. No Load Output Voltage	50 Vdc					
Output Power Range	12-21.5 W	14.4-25.8 W	16.8-30.1 W	19.2-34.4 W	21.6-34.2 W	25.2-40 W
Line Regulation	± 5%					
Load Regulation	± 5%				± 7%	
Output Current LF Ripple	Low frequency, 30% @max load, 40% @20W load (ripple = (pk-avg)/avg)					
INPUT RATINGS						
Input Voltage Range	198-264 Vac					
Input Frequency Range	47-63 Hz					
Normal Input Current	0.16 A	0.18 A	0.19 A	0.21 A	0.22 A	0.25 A
Efficiency ¹⁾ Typical 230Vac	88.5%	89.0%	89.5%	89.5%	89.5%	89.5%
Inrush Current (Apk / 50%-uS) (Cold Start)	10A/50uS @ 230 Vac					
Power Factor	>0.95 @ 230Vac / 50Hz at >20 W load					
Leakage Current	< 0.7mA @ 230 Vac					
MECHANICAL						
Casing	Plastic, Color : White					
Dimensions (L x W x H)	115.0 x 45.0 x 29.0 mm 4.53 x 1.77 x 1.14 inch					
Unit Weight	0.18 kg (0.40 lb)					
Cooling System	Convection					
Input Connector	Terminal, 2-pole (Line/Neutral), Conductor 0.75~1.5mm ² , Strip length 8.5...9.5 mm					
Output Connector	Terminal, 2-pole (LED+/LED-), Conductor 0.75~1.5mm ² , Strip length 8.5...9.5 mm					
ENVIRONMENT						
Ambient Temperature	Operating	-25°C to +60°C	-25°C to +55°C	-25°C to +50°C	-25°C to +55°C	-25°C to +50°C
	Storage	-25°C to +85°C				
Relative Humidity Operating	10 to 90% RH (Non-Condensing)					
Ingress Protection Classification	IP20					

Dimensions Reference 2)



1) 100% Load (typical) and tested after 30 minutes warm up.

2) All parameters are specified at 25°C ambient temperature unless otherwise indicated.

EUCI PANDA 40W



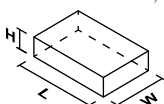
Features

- Constant current design
- Input voltage 220-240 Vac
- Up to 88% efficiency
- Independent or built-in type
- Fixed output current
- IP20 assembly for indoor applications

Specifications

OUTPUT RATINGS		EUCI-040050FB/BA	EUCI-040060FB/BA	EUCI-040070FB/BA
Nominal Output Current		500 mA	600 mA	700 mA
Output Voltage Range		39-57 Vdc	39-57 Vdc	39-57 Vdc
Max. No Load Output Voltage		63 Vdc		
Output Power Range		19.5-28.5 W	23.4-34.2 W	27.3-40 W
Line Regulation		± 5%		
Load Regulation		± 7%	± 5%	
Output Current Ripple		Low frequency, 30% @max load, 40% @28W load (ripple = (pk-avg)/avg)		
INPUT RATINGS				
Input Voltage Range		198-264 Vac		
Input Frequency Range		47-63 Hz		
Normal Input Current		0.20 A	0.22 A	0.25 A
Efficiency ¹⁾ Typical 230Vac		88%		
Inrush Current (Apk / 50%-uS) (Cold Start)		10A/250uS @ 230 Vac		
Power Factor		>0.95 @ 230Vac / 50Hz at >15W load		
Leakage Current		< 0.7mA @ 230 Vac		
MECHANICAL				
Casing		Plastic, Color : White		
Dimensions (L x W x H)		115.0 x 45.0 x 29.0 mm 4.53 x 1.77 x 1.14 inch		
Unit Weight		0.18 kg (0.40 lb)		
Cooling System		Convection		
Input Connector		Terminal, 2-pole (Line/Neutral), Conductor 0.75~1.5mm ² , Strip length 8.5...9.5 mm		
Output Connector		Terminal, 2-pole (LED+/LED-), Conductor 0.75~1.5mm ² , Strip length 8.5...9.5 mm		
ENVIRONMENT				
Ambient Temperature	Operating	-25°C to +55°C		-25°C to +50°C
	Storage	-25°C to +85°C		
Relative Humidity Operating		10 to 90% RH (Non-Condensing)		
Ingress Protection Classification		IP20		

Dimensions Reference ²⁾



1) 100% Load (typical) and tested after 30 minutes warm up.

2) All parameters are specified at 25°C ambient temperature unless otherwise indicated.

EUCI PANDA 50W



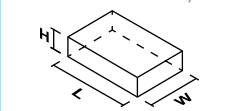
Features

- Constant current design
- Input voltage 220-240 Vac
- Up to 90% efficiency
- Independent or built-in type
- Fixed output current
- IP20 assembly for indoor applications

Specifications

OUTPUT RATINGS	EUCI-050070FA/B	EUCI-050080FA/B	EUCI-050090FA/B	EUCI-050105FA/B
Nominal Output Current	700 mA	800 mA	900 mA	1050 mA
Output Voltage Range	26-52 Vdc	26-52 Vdc	26-52 Vdc	24-48 Vdc
Max. No Load Output Voltage	60 Vdc			
Output Power Range	18.2-36.4 W	20.8-41.6 W	23.4-46.8 W	25.2-50.4 W
Line Regulation	± 5%			
Load Regulation	± 5%			
Output Current Ripple	Low frequency, 5% @ max load (ripple = (pk-avg)/avg)			
INPUT RATINGS				
Input Voltage Range	198-264 Vac			
Input Frequency Range	47-63 Hz			
Normal Input Current	0.20 A	0.22 A	0.25 A	0.27 A
Efficiency ¹⁾ Typical 230Vac	90%			
Inrush Current (Apk / 50%-uS) (Cold Start)	10A/250uS @ 230 Vac			
Power Factor	>0.95 @ 230Vac/50Hz at >15W load			
Leakage Current	< 0.7mA @ 230 Vac			
MECHANICAL				
Casing	Plastic, Color : White			
Dimensions (L x W x H)	115.0 x 45.0 x 29.0 mm 4.53 x 1.77 x 1.14 inch			
Unit Weight	0.18 kg (0.40 lb)			
Cooling System	Convection			
Input Connector	Terminal, 2-pole (Line/Neutral), Conductor 0.75~1.5mm ² , Strip length 8.5...9.5 mm			
Output Connector	Terminal, 2-pole (LED+/LED-), Conductor 0.75~1.5mm ² , Strip length 8.5...9.5 mm			
ENVIRONMENT				
Ambient Temperature	Operating	-25°C to +50°C		
	Storage	-25°C to +85°C		
Relative Humidity Operating	10 to 90% RH (Non-Condensing)			
Ingress Protection Classification	IP20			

Dimensions Reference ²⁾



1) 100% Load (typical) and tested after 30 minutes warm up.

2) All parameters are specified at 25°C ambient temperature unless otherwise indicated.

EUCI PANDA 50W



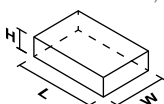
Features

- Constant current design
- Input voltage 220-240 Vac
- Up to 90% efficiency
- Independent or built-in type
- Fixed output current
- IP20 assembly for indoor applications

Specifications

OUTPUT RATINGS	EUCI-050115FA/B	EUCI-050125FA/B	EUCI-050130FA/B	EUCI-050140FA/B
Nominal Output Current	1150 mA	1250 mA	1325 mA	1400 mA
Output Voltage Range	20-40 Vdc	20-40 Vdc	18-36 Vdc	18-32 Vdc
Max. No Load Output Voltage	50 Vdc			
Output Power Range	23.0-46.0 W	25.0-50.0 W	24.3-47.7 W	25.2-44.8 W
Line Regulation	± 5%			
Load Regulation	± 5%			
Output Current Ripple	Low frequency, 5% @ max load (ripple = (pk-avg)/avg)			
INPUT RATINGS				
Input Voltage Range	198-264 Vac			
Input Frequency Range	47-63 Hz			
Normal Input Current	0.20 A	0.22 A	0.25 A	0.27 A
Efficiency ¹⁾ Typical 230Vac	90%			
Inrush Current (Apk / 50%-uS) (Cold Start)	10A/250uS @ 230 Vac			
Power Factor	>0.95 @ 230Vac/50Hz at >15W load			
Leakage Current	< 0.7mA @ 230 Vac			
MECHANICAL				
Casing	Plastic, Color : White			
Dimensions (L x W x H)	115.0 x 45.0 x 29.0 mm 4.53 x 1.77 x 1.14 inch			
Unit Weight	0.18 kg (0.40 lb)			
Cooling System	Convection			
Input Connector	Terminal, 2-pole (Line/Neutral), Conductor 0.75~1.5mm ² , Strip length 8.5...9.5 mm			
Output Connector	Terminal, 2-pole (LED+/LED-), Conductor 0.75~1.5mm ² , Strip length 8.5...9.5 mm			
ENVIRONMENT				
Ambient Temperature	Operating	-25°C to +50°C		
	Storage	-25°C to +85°C		
Relative Humidity Operating	10 to 90% RH (Non-Condensing)			
Ingress Protection Classification	IP20			

Dimensions Reference ²⁾



1) 100% Load (typical) and tested after 30 minutes warm up.

2) All parameters are specified at 25°C ambient temperature unless otherwise indicated.

JPCI

Features

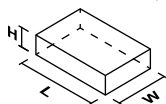
- Constant current design
- DALI-2 interface available
- Up to 93% efficiency
- Wide operating temperature range -20°C to +50°C
- Very low inrush current < 6A
- Pre-settable output current level via a switch



Specifications

OUTPUT RATINGS		JPCI-050030LA
Nominal Output Current		300 mA
Output Voltage Range		50-166 Vdc
Max. No Load Output Voltage		280 Vdc
Output Power Range		15-50 W
Line Regulation		± 1%
Load Regulation		± 3%
Output Current Ripple		<3% @<500Hz (ripple = (pk-avg)/avg)
INPUT RATINGS		
Input Voltage Range		90-266 Vac
Input Frequency Range		47-63 Hz
Normal Input Current	100Vac	0.55 A
Efficiency ¹⁾ Typical	242Vac	93%
Inrush Current (Apk / 50%-uS) (Cold Start)		<6A @ 266 Vac
Power Factor		>0.95
Leakage Current		< 0.5mA @ 242 Vac
MECHANICAL		
Casing		Metal sheet, Color : Natural
Dimensions (L x W x H)		280.0 x 30.0 x 21.0 mm 11.03 x 1.18 x 0.84 inch
Unit Weight		0.25 kg (0.55 lb)
Cooling System		Convection
Input Connector		Terminal, 3-pole (Line/Neutral/PE), Conductor 0.5~1.5mm ² , Strip length 8.5...9.5 mm
Output Connector		Terminal, 2-pole (LED+/LED-), Conductor 0.5~1.5mm ² , Strip length 8.5...9.5 mm
Dali Connector		Terminal, 2-pole (DALI1/DALI2), Conductor 0.5~1.5mm ² , Strip length 8.5...9.5 mm
ENVIRONMENT		
Ambient Temperature	Operating	-25°C to +50°C
	Storage	-20°C to +60°C
Relative Humidity Operating		20 to 90% RH (Non-Condensing)
Ingress Protection Classification		IP20

Dimensions Reference ²⁾



1) 100% Load (typical) and tested after 30 minutes warm up.

2) All parameters are specified at 25°C ambient temperature unless otherwise indicated.

LED Drivers

Outdoor & Industrial Applications



Product Series

For sustainability and environmental friendliness, businesses pursue energy efficiency and cost-saving methods. Enabling high energy efficiency in terms of lumens per watt, Delta Class 1 LED drivers reduce the energy cost of outdoor and industrial applications. Their programmable output provides the flexibility and the robust design enables a high level of protection against water and dust, ensuring the lighting works efficiently in the any situation.

Featured Product



USC4 PRO

- Main voltage design 277-480 V
- Adjustable output current via tool
- IP67 rating for wet locations
- 6 kV surge meet ANSI C82.77-5 CAT C low
- Suitable for Class1&2 dimming interfaces (0-10V)



EUCI PRO

- Integrated 12VDC/100mA auxiliary power supply
- Easy configurable operating windows via NFC
- Self Adapting-Midnight for autonomous dimming
- Suitable for Luminaires with Protection Class I and II
- High surge immunity (CM/DM)



EUCO ARENA SPORT

- 3 independent programmable output channels
- Max output power 500W (per output channel)
- DALI-2 and DMX/RDM control interface
- Max remote distance 200 meters
- Very low pk-pk current ripple(1%) for stadium lighting



LNE

- Universal AC input voltage
- Up to 10 kV/CM&DM surge immunity
- IP65/67 rating for outdoor/indoor applications
- High efficiency up to 96%
- Adjustable voltage/current, dimming available



USCI PRO

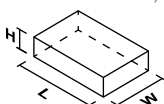
Features

- Wide range constant current design
- Universal AC input voltage 120-277 Vac
- High efficiency up to 94%
- Adjustable constant current level via programmable tool
- Common mode 6kV and differential mode 6kV surge immunity
- 0-10 V dimming or DALI-2 available

Specifications

OUTPUT RATINGS		USCI-075140GA	USCI-100140GA	USCI-150140GC
Output Voltage Range		36-107 Vdc	47-143 Vdc	72-214 Vdc
Max. No Load Output Voltage		120 Vrms	150 Vrms	250 Vrms
Output Power Range		75 W	100 W	150 W
Adjustable Output Current (AOC)		500-1400 mA	600-1400 mA	600-1400 mA
Line Regulation		± 1% (@ 120-277 Vac input)		
Load Regulation		± 3% (@ Min-Max output voltage)		
Output Current LF Ripple		5% (ripple = peak-average/average) at full load (<100Hz)		
INPUT RATINGS				
Input Voltage Range		108-305 Vac		
Input Frequency Range		47-63 Hz		
Max Input Current	120Vac	0.82 A	1.04 A	1.53 A
Efficiency ¹⁾	277Vac	89.5% @ 0.7A	90% @ 0.7A	91% @ 0.7A
Inrush Current (Apk/50%-uS@Cold Start)	230Vac	65A / 250uS	150A / 250uS	
Power Factor		> 0.98@120Vac, > 0.95@ 230Vac, > 0.92@ 277 =Vac & Full Load > 0.90@120/230Vac &> 50% Load: (277Vac &>70% Load)		
Leakage Current		< 0.5mA rms & < 0.7mA peak @ 277 Vac		
MECHANICAL				
Casing		Metal Sheet, Color: Black		
Dimensions (L x W x H)		167.5 x 60.0 x 37.5 mm 6.59 x 2.36 x 1.48 inch	240.5 x 60.0 x 37.8 mm 9.47 x 2.36 x 1.49 inch	
Unit Weight		0.73 kg (1.61 lb)	1.10 kg (2.43 lb)	
Cooling System		Convection		
Input Wire		Line: Black, Neural: White, Wire Length 300 mm		
Output Wire		Positive: Brown, Negative: Blue, NTC/PRG: Black, Wire Length 300 mm		
Dimming Wire		Dim(+): Violet, Dim(-): Gray, +12v: Black/White, Wire Length 300 mm		
ENVIRONMENT				
Ambient Temperature	Operating	-40°C to +55°C		
	Storage	-40°C to +85°C		
Relative Humidity Operating		10 to 90% RH (Non-Condensing)		
Environmental Locations		Dry / Damp		

Dimensions Reference ²⁾



1) 100% Load (typical) and tested after 30 minutes warm up.

2) All parameters are specified at 25°C ambient temperature unless otherwise indicated.

USCI PRO



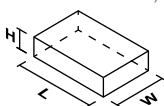
Features

- Wide range constant current design
- Universal AC input voltage 120-277 Vac
- High efficiency up to 94%
- Adjustable constant current level via programmable tool
- Common mode 6kV and differential mode 6kV surge immunity
- 0-10 V dimming or DALI-2 available

Specifications

OUTPUT RATINGS		USCI-200140GA	USCI-200140GLA	USCI-200175GA	USCI-200175GLA
Output Voltage Range		75-190 Vdc	75-200 Vdc	56-133 Vdc	56-133 Vdc
Max. No Load Output Voltage		230 Vrms	230 Vrms	150 Vrms	150 Vrms
Output Power Range		200 W	200 W	200 W	200 W
Adjustable Output Current (AOC)		600-1400 mA	600-1400 mA	700-1750 mA	700-1750 mA
Line Regulation		± 1% (@ 120-277Vac input)			
Load Regulation		± 3% (@ Min-Max output voltage)			
Output Current LF Ripple		5% (ripple = peak-average/average) at full load (<100Hz)			
INPUT RATINGS					
Input Voltage Range		108-305 Vac			
Input Frequency Range		47-63 Hz			
Max Input Current	120Vac	2.1 A			
Efficiency ¹⁾	277Vac	93.8% @ 1.05 A	92% @ 1.05 A	93.5% @ 1.5 A	
Inrush Current (Apk/50%-uS@Cold Start)	230Vac	200A / 250uS			
Power Factor		> 0.98@120Vac, > 0.95@ 230Vac, > 0.92@ 277Vac & Full Load > 0.90@120/230Vac &> 50% Load: (277Vac &>70% Load)			
Leakage Current		< 0.5mA rms & < 0.7mA peak @ 277 Vac			
MECHANICAL					
Casing		Metal Sheet, Color: Black			
Dimensions (L x W x H)		240.5 x 60.0 x 37.8 mm 9.47 x 2.36 x 1.49 inch			
Unit Weight		1.10 kg (2.43 lb)			
Cooling System		Convection			
Input Wire		Line: Black, Neutral: White, Wire Length 300 mm			
Output Wire		Positive: Brown, Negative: Blue, NTC/PRG: Black, Wire Length 300 mm			
Dimming Wire		Dim(+): Violet, Dim(-): Gray, +12v: Black/White, Wire Length 300 mm			
ENVIRONMENT					
Ambient Temperature	Operating	-40°C to +55°C			
	Storage	-40°C to +85°C			
Relative Humidity Operating		10 to 90% RH (Non-Condensing)			
Environmental Locations		Dry / Damp			

Dimensions Reference ³⁾



- 1) 100% Load (typical) and tested after 30 minutes warm up.
- 2) All parameters are specified at 25°C ambient temperature unless otherwise indicated.



USCO PRO

Features

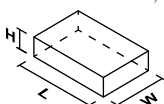
- Wide range constant current design
- Universal AC input voltage 110-277 Vac
- With IP66/IP67 protection from most outdoor applications
- Adjustable constant current level via programmable tool
- Common mode 6kV/ differential mode 6kV surge immunity
- 0-10 V dimming available



Specifications

OUTPUT RATINGS		USCO-075140GA	USCO-100140GA	USCO-150140GC
Output Voltage Range		36-107 Vdc	47-143 Vdc	72-214 Vdc
Max. No Load Output Voltage		120 Vrms	150 Vrms	250 Vrms
Output Power Range		75 W	100 W	150 W
Adjustable Output Current (AOC)		500-1400 mA	600-1400 mA	600-1400 mA
Line Regulation		± 1% (@ 110-277Vac input)		
Load Regulation		± 3% (@ Min-Max output voltage)		
Output Current LF Ripple		5% (ripple = peak-average/average) at full load (<100Hz)		
INPUT RATINGS				
Input Voltage Range		99-305 Vac		
Input Frequency Range		47-63 Hz		
Max Input Current	110Vac	0.8 A	1.04 A	1.67 A
Efficiency ¹⁾	230Vac	92% @ 0.7A	92.5% @ 0.7A	93.0% @ 0.7A
Inrush Current	230Vac	65A / 250uS	65A / 250uS	110A / 250uS
Power Factor		> 0.98@110/120Vac,> 0.95 @ 230Vac,> 0.92 @ 277Vac&Full Load, > 0.90@ 110/120/230Vac&> 50% Load(277Vac&> 70% Load)		
Leakage Current		< 0.7mA peak @ 277 Vac		
MECHANICAL				
Casing		Aluminum, Color : Natural		
Dimensions (L x W x H)		174.0 x 68.0 x 37.0 mm 6.85 x 2.68 x 1.46 inch	220.0 x 68.0 x 37.0 mm 8.66 x 2.68 x 1.46 inch	
Unit Weight		0.85 kg (1.87 lb)		1.10 kg (2.42 lb)
Cooling System		Convection		
Input Cable		Line: Brown, Neural: Blue, PE: Yellow/Green, Cable Length 300 mm		
Output Cable		Positive: Brown, Negative: Blue, NTC/PRG: Black, Cable Length 300 mm		
Dimming Cable		Dim(+): Violet, Dim(-): Gray, +12V: Black/White, Cable Length 300 mm		
ENVIRONMENT				
Ambient Temperature	Operating	-40°C to +60°C		
	Storage	-40°C to +85°C		
Relative Humidity Operating		10 to 90% RH (Non-Condensing)		
Ingress Protection Classification		IP66 / IP67		

Dimensions Reference ²⁾



1) 100% Load (typical) and tested after 30 minutes warm up.

2) All parameters are specified at 25°C ambient temperature unless otherwise indicated.



USCO PRO

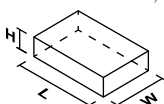
Features

- Wide range constant current design
- Universal AC input voltage 110-277 Vac
- With IP66/IP67 protection from most outdoor applications
- Adjustable constant current level via programmable tool
- Common mode 6kV/ differential mode 6kV surge immunity
- 0-10 V dimming available

Specifications

OUTPUT RATINGS		USCO-200140GA	USCO-250140GA	USCO-320210GA	USCO-320280GA	USCO-600400GA
Output Voltage Range		75-190 Vdc	90-238 Vdc	90-225 Vdc	60-152 Vdc	150-300 Vdc
Max. No Load Output Voltage		230 Vrms	250 Vrms	250 Vrms	170 Vrms	380 Vrms
Output Power Range		200 W	250 W	320 W	320 W	600 W
Adjustable Output Current (AOC)		600-1400 mA	600-1400 mA	700-2100 mA	1400-2800 mA	1000-3000 mA
Line Regulation		± 1% (@ 110-277Vac input)				
Load Regulation		± 3% (@ Min-Max output voltage)				
Output Current LF Ripple		5% (ripple = peak-average/average) at full load (<100Hz)				10%
INPUT RATINGS						
Input Voltage Range		99-305 Vac				108-305 Vac
Input Frequency Range		47-63 Hz				
Max Input Current	110Vac	2.1 A	2.75 A	3.4 A	3.4 A	5.8 A
Efficiency ¹⁾	230Vac	94.0% @1.05A	94.5% @1.05A	94.0% @1.4A	94.0% @2.1A	95.5% @2.0A
Inrush Current	230Vac	180A / 200uS	280A / 150uS	180A / 250uS	250A / 250uS	25A
Power Factor		> 0.98@110/120Vac,> 0.95 @ 230Vac,> 0.92 @ 277Vac&Full Load, > 0.90@ 110/120/230Vac&> 50% Load(277Vac&> 70% Load)				0.95 @ 120-277 Vac&Full load
Leakage Current		< 0.7mA peak @ 277 Vac				
MECHANICAL						
Casing		Aluminum, Color : Natural				
Dimensions (L x W x H)		240.0 x 68.0 x 37.0 mm 9.45 x 2.68 x 1.46 inch	240.0 x 68.0 x 37.0 mm 9.45 x 2.68 x 1.46 inch	240.0 x 100.0 x 38.0 mm 9.45 x 3.94 x 1.50 inch		309 x 117 x 51 mm 12.1 x 4.6 x 2.0 inch
Unit Weight		1.20 kg (2.65 lb)	1.30 kg (2.87 lb)	1.85 kg (4.07 lb)		3 kg (6.6 lb)
Cooling System		Convection				
Input Cable		Line: Brown, Neural: Blue, PE: Yellow/Green, Cable Length 300 mm				
Output Cable		Positive: Brown, Negative: Blue, NTC/PRG: Black, Cable Length 300 mm				
Dimming Cable		Dim(+): Violet, Dim(-): Gray, +12V: Black/White, Cable Length 300 mm				
ENVIRONMENT						
Ambient Temperature	Operating	-40°C to +60°C	-40°C to +55°C	-40°C to +50°C		-40°C to +55°C
	Storage	-40°C to +85°C			-40°C to +90°C	
Relative Humidity Operating		10 to 90% RH (Non-Condensing)				
Ingress Protection Classification		IP67				

Dimensions Reference 2)



1) 100% Load (typical) and tested after 30 minutes warm up.

2) All parameters are specified at 25°C ambient temperature unless otherwise indicated.



USCO

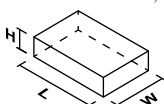
Features

- Constant current design
- Universal AC input voltage 110-277 Vac
- With IP66/IP67 protection from most outdoor applications
- Adjustable constant current level via programmable tool
- Common mode 6kV and differential mode 6kV surge immunity
- 1-10V dimming available

Specifications

OUTPUT RATINGS		USCO-040070DB	USCO-075070DA	USCO-100070FA/ DA
Output Voltage Range		28-54 Vdc	54-107 Vdc	86-143 Vdc
Max. No Load Output Voltage		60 Vrms	120 Vrms	165 Vrms
Output Power Range		40 W	75 W	100 W
Rated Output Current		700 mA	700 mA	700 mA
Line Regulation		± 2% (@ 110-277Vac input)		
Load Regulation		± 3% (@ Min-Max output voltage)		
Output Current LF Ripple		5% (ripple = peak-average/average) at full load (<100Hz)		
INPUT RATINGS				
Input Voltage Range		99-305 Vac		
Input Frequency Range		47-63 Hz		
Max Input Current	110Vac	0.44 A	0.85 A	1.2 A
Efficiency ¹⁾	230Vac	89%	92%	90%
Inrush Current	277Vac (Apk / 50% - uS @ Cold Start)	40A / 150uS	70A / 150uS	130A / 150uS
Power Factor		50%-Full Load: > 0.9 @ 120- 277 Vac		60%-Full Load: > 0.9 @ 120- 277 Vac
Leakage Current		< 0.5mA rms & < 0.7mA peak @ 277 Vac		
MECHANICAL				
Casing		Aluminum, Color : Natural		
Dimensions (L x W x H)		161.0 x 50.0 x 34.0 mm 6.34 x 1.97 X 1.34 inch	174.0 x 60.0 x 34.0 mm 6.85 x 2.36 X 1.34 inch	251.0 x 60.0 x 34.0 mm 9.88 x 2.36 X 1.34 inch
Unit Weight		0.54 kg (1.19 lb)	0.67 kg (1.48 lb)	1.10 kg (2.43 lb)
Cooling System		Convection		
Input Cable		Line: Brown, Neutral: Blue, PE: Yellow/Green		
Output Cable		Positive: Brown, Negative: Blue		
Dimming Cable		Dim(+): Violet, Dim(-): Gray		
DALI Cable		N/A		
ENVIRONMENT				
Ambient Temperature	Operating	-40°C to +60°C		-40°C to +55°C
	Storage	-40°C to +85°C		
Relative Humidity Operating		10 to 85% RH (Non-Condensing)		
Ingress Protection Classification		IP66 / IP67		

Dimensions Reference ²⁾



1) 100% Load (typical) and tested after 30 minutes warm up.

2) All parameters are specified at 25°C ambient temperature unless otherwise indicated.



USCO

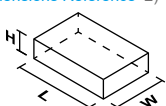
Features

- Constant current design
- Universal AC input voltage 110-277 Vac
- With IP66/IP67 protection from most outdoor applications
- Adjustable constant current level via programmable tool
- Common mode 6kV and differential mode 6kV surge immunity
- 1-10V dimming available

Specifications

OUTPUT RATINGS		USCO-100105FA/ DA	USCO-150070FA/ DA/ LA	USCO-150105FA/ DA/ LA	USCO-210140DA
Output Voltage Range		57-96 Vdc	107-214 Vdc	72-143 Vdc	75-150 Vdc
Max. No Load Output Voltage		115 Vrms	250 Vrms	172 Vrms	170 Vrms
Output Power Range		100 W	150 W	150 W	210 W
Rated Output Current		1050 mA	700 mA	1050 mA	1400 mA
Line Regulation		± 2% (@ 110-277Vac input)			± 2% (@ 120-277Vac input)
Load Regulation		± 3% (@ Min-Max output voltage)			
Output Current LF Ripple		5% (ripple = peak-average/average) at full load (<100Hz)			
INPUT RATINGS					
Input Voltage Range		99-305 Vac			108-305 Vac
Input Frequency Range		47-63 Hz			
Max Input Current	110Vac	1.2 A	1.6 A		2.05A@120 Vac
Efficiency ¹⁾	230Vac	90%	91%		93%
Inrush Current	277Vac (Apk / 50% - uS @ Cold Start)	130A / 150uS			200A / 150uS
Power Factor		60%-Full Load:>0.9@120-277 Vac	50%-Full Load: > 0.9 @ 120- 277 Vac		
Leakage Current		< 0.5mA rms & < 0.7mA peak @ 277 Vac			
MECHANICAL					
Casing		Aluminum, Color : Natural			
Dimensions (L x W x H)		251.0 x 60.0 x 34.0 mm 9.88 x 2.36 X 1.34 inch	248.0 x 68.0 x 37.0 mm 9.76 x 2.68 X 1.46 inch	248.0 x 68.0 x 37.0 mm 9.76 x 2.68 X 1.46 inch	240.0 x 100.0 x 38.0 mm 9.45 x 3.94 X 1.50 inch
Unit Weight		1.10 kg (2.43 lb)	1.16 kg (2.56 lb)	1.16 kg (2.56 lb)	1.67 kg (3.68 lb)
Cooling System		Convection			
Input Cable		Line: Brown, Neutral: Blue, PE: Yellow/Green			
Output Cable		Positive: Brown, Negative: Blue			
Dimming Cable		Dim(+): Violet, Dim(-): Gray			
DALI Cable		N/A	DALI1: Violet, DALI2: Gray		N/A
ENVIRONMENT					
Ambient Temperature	Operating	-40°C to +55°C			
	Storage	-40°C to +85°C			
Relative Humidity Operating		10 to 85% RH (Non-Condensing)			
Ingress Protection Classification		IP66 / IP67			

Dimensions Reference ²⁾



1) 100% Load (typical) and tested after 30 minutes warm up.

2) All parameters are specified at 25°C ambient temperature unless otherwise indicated.



USCI WT

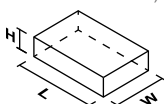
Features

- Constant current design
- Universal AC input voltage 120-277 Vac
- High efficiency up to 91%
- Suitable for dry and damp locations
- 1-10 V dimming available
- Built-in active PFC, conforms to harmonic current IEC/EN 61000-3-2, Class C

Specifications

OUTPUT RATINGS		USCI-075070FA	USCI-075070DA	USCI-100070FA	USCI-100070DA	USCI-150070FA	USCI-150070DA
Output Voltage Range		54-107 Vdc	54-107 Vdc	72-143 Vdc	72-143 Vdc	107-214 Vdc	107-214 Vdc
Max. No Load Output Voltage		130 Vrms	130 Vrms	165 Vrms	165 Vrms	250 Vrms	250 Vrms
Output Power Range		75 W	75 W	100 W	100 W	150 W	150 W
Rated Output Current		700 mA	700 mA	700 mA	700 mA	700 mA	700 mA
Line Regulation		± 2% (@ 120-277Vac input)					
Load Regulation		± 1% (@ Min-Max output voltage)					
Output Current LF Ripple		30% (ripple = peak-average/average)			5% (ripple = peak-average/average)		
INPUT RATINGS							
Input Voltage Range		108-305 Vac					
Input Frequency Range		47-63 Hz					
Max Input Current	120Vac	0.82 A		1.02 A		1.52 A	
Efficiency ¹⁾	230Vac	89%		90%		91%	
Inrush Current (Apk/50%-uS@Cold Start) Meet NEMA410	277Vac	320A / 50uS		70A / 150uS		130A / 150uS	
Power Factor		60% -Full Load: > 0.9 @ 120- 277Vac (except to USCI-075070FA/DA with load ≥70%)					
Leakage Current		< 0.5mA rms & <0.7mA peak @ 277 Vac					
MECHANICAL							
Casing		Metal sheet, Color : White					
Dimensions (L x W x H)		240 x 43.2 x 31.5 mm 9.45 x 1.70 x 1.24 inch		241.3 x 60.7 x 41.5 mm 9.50 x 2.39 x 1.63 inch			
Unit Weight		0.64 kg (1.4 lb)		1.10 kg (2.43 lb)			
Cooling System		Convection					
Input Wire		Line: Black, Neutral: White					
Input Wire Length		280 mm		450 mm	300 mm	450 mm	300 mm
Output Wire		Positive: Red, Negative: Blue, Wire Length 180 mm					
Dimming Wire		Dim(+): Violet, Dim(-): Gray					
Dimming Wire Length		N/A	180 mm	N/A	180mm	N/A	180 mm
ENVIRONMENT							
Ambient Temperature	Operating	-40°C to +55°C					
	Storage	-40°C to +85°C					
Relative Humidity Operating		10 to 90% RH (Non-Condensing)					
Environmental Locations		IP65 / Dry / Damp					

Dimensions Reference ²⁾



- 1) 100% Load (typical) and tested after 30 minutes warm up.
- 2) All parameters are specified at 25°C ambient temperature unless otherwise indicated.
- 3) USCI-100070FA and USCI-100070DA have only CE certification.



USCI A/B CAN

Features

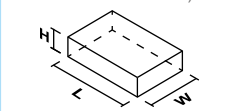
- Constant current design
- Universal AC input voltage 120-277 Vac
- Wide operating temperature range -40°C to +55°C
- Suitable for dry and damp locations
- 1-10 V dimming and DALI available
- Common mode 4kV and differential mode 4kV surge immunity



Specifications

OUTPUT RATINGS		USCI-075070DB	USCI-100070DB	USCI-150070DB	USCI-150105DC	USCI-150070LC	USCI-150105LC
Output Voltage Range		54-107 Vdc	72-143 Vdc	107-214 Vdc	72-143 Vdc	107-214 Vdc	72-143 Vdc
Max. No Load Output Voltage		130 Vrms	165 Vrms	250 Vrms	172 Vrms	250 Vrms	172 Vrms
Output Power Range		75 W	100 W	150 W	150 W	150 W	150 W
Rated Output Current		700 mA	700 mA	700 mA	1050 mA	700 mA	1050 mA
Line Regulation		± 2% (@ 120-277 Vac input)					
Load Regulation		± 3% (@ Min-Max output voltage)					
Output Current LF Ripple		30%	5% (ripple = peak-average/average) at full load (<100 Hz)				
INPUT RATINGS							
Input Voltage Range		108-305 Vac					
Input Frequency Range		47-63 Hz					
Max Input Current	120Vac	0.82 A	1.02 A	1.52 A			
Efficiency ¹⁾	230Vac	89%	90%	91%			
Inrush Current (Apk/50%-uS@Cold Start)	277Vac	320A / 50uS	70A / 150uS	130A / 150uS			
Power Factor		60% -Full Load: > 0.9 @ 120- 277Vac (except to USCI-075070DB with load ≥70%)					
Leakage Current		< 0.5mA rms & <0.7mA peak @ 277 Vac					
MECHANICAL							
Casing		Metal sheet, Color : Black					
Dimensions (L x W x H)		241.3x43.1x30.0 mm 9.50x1.70x1.18 inch	240.5 x 60.0 x 37.8 mm 9.47 x 2.36 x 1.49 inch				
Unit Weight		0.6 kg (1.41 lb)	1.10 kg (2.43 lb)				
Cooling System		Convection					
Input Wire		Line: Black, Neutral: White, Wire Length 300 mm					
Output Wire		Positive: Red, Negative: Blue, Wire Length 300 mm					
Dimming Wire		Dim(+): Violet, Dim(-): Gray, Wire Length 300 mm					
ENVIRONMENT							
Ambient Temperature	Operating	-40°C to +55°C					
	Storage	-40°C to +85°C					
Relative Humidity Operating		10 to 90% RH (Non-Condensing)					
Environmental Locations		Dry / Damp					

Dimensions Reference ²⁾



1) 100% Load (typical) and tested after 30 minutes warm up.

2) All parameters are specified at 25°C ambient temperature unless otherwise indicated.

USC4 PRO



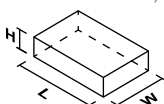
Features

- Main voltage design 277 - 480 V
- Adjustable constant current level via programmable tool
- IP67 rating for wet locations
- 6 kV surge immunity comply with ANSI C82.77-5 CAT C low
- 0-10 V dimming available

Specifications

OUTPUT RATINGS		USC4-320280GA	USC4-600400GA
Output Voltage Range		75-152 Vdc	150-300 Vdc
Max. No Load Output Voltage		170 Vdc	330 Vdc
Output Power Range		320 W	600 W
Adjustable Output Current (AOC)		1400-2800 mA	1000-3000 mA
Current Accuracy		± 5%	
Line Regulation		± 3%	
Load Regulation		± 1%	
Output Current LF Ripple		± 3%	
INPUT RATINGS			
Input Voltage Range		250-528 Vac	
Input Frequency Range		47-63 Hz	
Max Input Current	277Vac	1.5 A	2.5 A
Efficiency ¹⁾	277Vac	92.5%	94.8%
	480Vac	93%	96%
Inrush Current (Apk/50%-uS@Cold Start)		Meet NEMA410	
Power Factor		>0.95 @ Full Load , 277-480 Vac	
Leakage Current		<0.75 Arms	
MECHANICAL			
Casing		Aluminum, Color : Natural	
Dimensions (L x W x H)		9.45 x 3.93 x 1.50 inch	12.15 x 4.60 x 2.00 inch
Unit Weight		4.1 lb	6.6 lb
Input Connector		Line: Black, Neural: White, PE: Yellow/Green, Cable Length 300mm	
Output Connector		Positive: Brown, Negative: Blue, NTC/PRG: Black, Cable Length 300mm (Black Cable Length 280mm) Dim(+): Violet, Dim(-): Gray, +12V: Black/White, Cable Length 300mm	
ENVIRONMENT			
Ambient Temperature	Operating	-40°C to +55°C	
	Storage	-40°C to +85°C	
Relative Humidity Operating		95% non-condensing	
Ingress Protection Classification		IP67	
Environmental Locations		Dry, Damp and Wet locations	

Dimensions Reference ²⁾



1) 100% Load (typical) and tested after 30 minutes warm up.

2) All parameters are specified at 25°C ambient temperature unless otherwise indicated.



EUCI PRO

Features

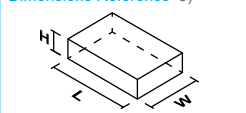
- Integrated 12VDC/100mA auxiliary power supply
- Easy configurable operating windows via NFC
- Self Adapting-Midnight for autonomous dimming
- Suitable for Luminaires with Protection Class I and II
- High surge immunity (CM/DM)



Specifications

OUTPUT RATINGS		EUCI-040105GLA	EUCI-075105GLA	EUCI-130105GLA	EUCI-170105GLA
Output Voltage Range		25-77 Vdc	40-110 Vdc	60-200 Vdc	80-310 Vdc
Max. No Load Output Voltage		85 Vrms	120 Vrms	250 Vrms	350 Vrms
Output Power Range		40 W	75 W	130 W	170 W
Adjustable Output Current (AOC)		200-1050 mA	350-1050 mA	350-1050 mA	350-1050 mA
Line Regulation		± 1% (@ 220-240Vac input)			
Load Regulation		± 3% (@ Min-Max output voltage)			
Output Current LF Ripple		5% (ripple = peak-average/average) at full load, (<100 Hz)			
INPUT RATINGS					
Input Voltage Range		198-264 Vac			
Input Frequency Range		47-63 Hz			
Max Input Current	220Vac	0.25 A	0.48 A	0.67 A	0.8 A
Efficiency ²⁾	230Vac	90% @ 0.7A	90.4% @ 0.7A	93% @ 0.7A	
Inrush Current (Apk/50%-uS@Cold Start)	230Vac	65A / 250uS		10A / 250uS	
Power Factor		> 0.95 @ 230Vac, 100% load, > 0.90 @230Vac, 50% load			
Leakage Current		< 0.7mA peak @ 230 Vac			
MECHANICAL					
Casing		Plastic, Color : Black			
Dimensions (L x W x H)		133.0 x 77.0 x 40.0 mm 5.24 x 3.03 x 1.57 inch	150.0 x 90.0 x 40.0 mm 5.91 x 3.54 x 1.57 inch	170.0 x100.0 x 40.0 mm 6.69 x 3.94 x 1.57 inch	
Unit Weight		0.61 kg (1.34 lb)	0.75 kg (1.65 lb)	0.93 kg (2.05 lb)	
Cooling System		Convection			
Input Connector		Terminal, 3-pole (Line/Neutral/Spacer), Conductor 0.5~2.5 mm ² , Strip length 10...11mm			
Control Connector		Terminal, 2-pole (DALI1/DALI2), Conductor 0.5~2.5 mm ² Terminal, 2-pole (Spacer/EUQI), Conductor 0.5~1.5 mm ²		Terminal, 4-pole (DALI1/DALI2/Spacer/EUQI), Conductor 0.5~1.5 mm ² , Strip length 8.5...9.5mm	
Output Connector		Terminal, 6-pole (Vaux,PRG NTC/GND/Rset/LED+/LED-),Conductor 0.5~1.5 mm ² , Strip length 8.5...9.5mm			
ENVIRONMENT					
Ambient Temperature	Operating	-40°C to +60°C	-40°C to +55°C		
	Storage	-40°C to +85°C			
Relative Humidity Operating		10 to 90% RH (Non-Condensing)			
Ingress Protection Classification		IP20			

Dimensions Reference ³⁾



- 1) EUCI-040105GLA and EUCI-075140GLA have been certified SELV association conductor.
- 2) 100% Load (typical) and tested after 30 minutes warm up.
- 3) All parameters are specified at 25°C ambient temperature unless otherwise indicated.

EUCO PRO



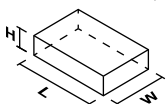
Features

- Wild range constant current design
- High efficiency up to 94%
- IP66/IP67 ingress protection from most outdoor applications
- Adjustable constant current level via programmable tool
- Common mode 6kV and differential mode 6kV surge immunity
- 0-10 V dimming available

Specifications

OUTPUT RATINGS		EUCO-150140GA	EUCO-200140GA	EUCO-250140GA
Output Voltage Range		72-214 Vdc	75-190 Vdc	90-238 Vdc
Max. No Load Output Voltage		250 Vrms	230 Vrms	250 Vrms
Output Power Range		150 W	200 W	250 W
Adjustable Output Current (AOC)		500-1400 mA	500-1400 mA	600-1400 mA
Line Regulation		± 1% (@ 220-240Vac input)		
Load Regulation		± 3% (@ Min-Max output voltage)		
Output Current LF Ripple		5% (ripple = peak-average/average) at full load, (<100Hz)		
INPUT RATINGS				
Input Voltage Range		176-305 Vac		
Input Frequency Range		47-63 Hz		
Max Input Current	220Vac	0.9 A	1.1 A	1.3 A
Efficiency ¹⁾	230Vac	93% @0.7A	94% @1.05A	94% @1.05A
Inrush Current	230Vac	100A / 250uS	110A / 250uS	280A / 150uS
Power Factor		100% Load: PF>0.95@230Vac, >50% Load: PF>0.9@230 Vac		
Leakage Current		< 0.7mA peak @ 230 Vac		
MECHANICAL				
Casing		Aluminum, Color : Natural		
Dimensions (L x W x H)		174.0 x 68.0 x 37.0 mm 6.85 x 2.68 x 1.46 inch	220.0 x 68.0 x 37.0 mm 8.66 x 2.68 x 1.46 inch	240.0 x 68.0 x 37.0 mm 9.45 x 2.68 x 1.46 inch
Unit Weight		0.85 kg (1.87 lb)	1.1 kg (2.43 lb)	1.3 kg (2.87 lb)
Cooling System		Convection		
Input Cable		Line: Brown, Neutral: Blue, PE: Yellow/Green, Cable Length 300 mm		
Output Cable		Positive: Brown, Negative: Blue, NTC/PRG: Black, Cable Length 300 mm		
Dimming Cable		Dim(+): Violet, Dim(-): Gray, +12V: Black/White, Cable Length 300 mm		
ENVIRONMENT				
Ambient Temperature	Operating	-40°C to +50°C		-40°C to +55°C
	Storage	-40°C to +85°C		
Relative Humidity Operating		10 to 90% RH (Non-Condensing)		
Ingress Protection Classification		IP66/IP67		


Dimensions Reference ²⁾



1) 100% Load (typical) and tested after 30 minutes warm up.

2) All parameters are specified at 25°C ambient temperature unless otherwise indicated.

EUCO ARENA SPORT



Features

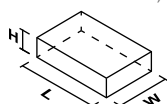
- 3 independent programmable output channels
- Max output power 500W (per output channel)
- DALI-2 and DMX/RDM control interface
- Max remote distance 200 meters
- Very low pk-pk current ripple (1%) for stadium lighting



Specifications

OUTPUT RATINGS		EUCO-1K5140GLA	EUCO-1K5140GDA
Output Voltage Range		260-500 Vdc	
Max. No Load Output Voltage		540 Vdc	
Output Power Range		3 independent channels, 500W per Channel, 1.5kW total	
Adjustable Output Current (DALI-programming)		500-1400 mA	
Current Accuracy		± 3%	
Line Regulation		± 3%	
Load Regulation		± 1%	
Output Current LF Ripple		± 1%	
INPUT RATINGS			
Input Voltage Range		198-440 Vac	
Input Frequency Range		47-63 Hz	
Max Input Current	198 Vac	8 A	
Efficiency	220 Vac	93.8%	
	400 Vac	96%	
Inrush Current		<25 A, pulse width<8mS , @400 Vac	
Power Factor		>0.95 @ Full Load , 198-440 Vac	
Leakage Current		<1 mA	
MECHANICAL			
Casing		Aluminum, Color : Dark Gray	
Dimensions (L x W x H)		500 x 152 x 77 mm	
Unit Weight		5.6 kg	
Input Connector		Wago 264-103	
Output Connector		Wago 264-111	
Packaging		1pcs/carton	
ENVIRONMENT			
Ambient Temperature	Operating	-40°C to +55°C	
	Storage	-40°C to +85°C	
Relative Humidity Operating		95% non-condensing	
Ingress Protection Classification		IP66	
Impact-resistant Grade		IK08	

Dimensions Reference 2)



- 1) 100% Load (typical) and tested after 30 minutes warm up.
- 2) All parameters are specified at 25°C ambient temperature unless otherwise indicated.
- 3) EUCO-1K5140GDAA/GLAA (Erp version) will be available in Q2, 2021

EUCO FIXED



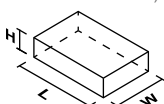
Features

- Constant current design
- EMEA AC input voltage 220-240 Vac
- High efficiency up to 91%
- Wide operating temperature range -40°C to +55°C
- IP66/IP67 protection from most outdoor applications
- Built-in active PFC, conforms to harmonic current IEC/EN 61000-3-2, Class C

Specifications

OUTPUT RATINGS		EUCO-065035FA	EUCO-065050FA	EUCO-065070FA	EUCO-065105FA	EUCO-100035FA
Output Voltage Range		93-186 Vdc	65-130 Vdc	46-93 Vdc	31-62 Vdc	143-286 Vdc
Max. No Load Output Voltage		223 Vrms	156 Vrms	111 Vrms	75 Vrms	343 Vrms
Output Power		65 W	65 W	65 W	65 W	100 W
Output Current		350 mA	500 mA	700 mA	1050 mA	350 mA
Current Accuracy		± 5% (@ Typical output current range)				
Line Regulation		± 5% (@ 198-264Vac input)				
Load Regulation		± 5% (@ Min-Max output voltage)				
Output Current LF Ripple		25% (ripple = peak-average/average) at full load				
INPUT RATINGS						
Input Voltage Range		198-264 Vac				
Input Frequency Range		47-63 Hz				
Max Input Current	220Vac	0.4A				0.6 A
Efficiency ¹⁾	230Vac	88%				90%
Power Factor		> 0.95 @ 230Vac, > 70% Load: > 0.90 @ 230 Vac				
Leakage Current		< 0.7mA peak @ 240 Vac				
MECHANICAL						
Casing		Aluminum, Color : Natural				
Dimensions (L x W x H)		187.0 x 60.0 x 34.0 mm 7.36 x 2.36 x 1.34 inch				250.0 x 60.0 x 34.0 mm 9.84 x 2.36 x 1.34 inch
Unit Weight		0.65 kg (1.43 lb)				0.91 kg (2 lb)
Input Cable		Line: Brown, Neutral: Blue, PE: Yellow/Green, Cable Length 370 mm				
Output Cable		Positive: Brown, Negative: Blue, Cable Length 370 mm				
ENVIRONMENT						
Ambient Temperature	Operating	-40°C to +55°C				
	Storage	-40°C to +80°C				
Relative Humidity Operating		10 to 90% RH (Non-Condensing)				
Ingress Protection Classification		IP67				

Dimensions Reference ²⁾



1) 100% Load (typical) and tested after 30 minutes warm up.

2) All parameters are specified at 25°C ambient temperature unless otherwise indicated.

EUCO FIXED



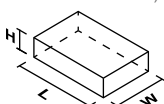
Features

- Constant current design
- EMEA AC input voltage 220-240 Vac
- High efficiency up to 91%
- Wide operating temperature range -40°C to +55°C
- IP66/IP67 protection from most outdoor applications
- Built-in active PFC, conforms to harmonic current IEC/EN 61000-3-2, Class C

Specifications

OUTPUT RATINGS		EUCO-100050FA	EUCO-100070FA	EUCO-100105FA	EUCO-150050FA	EUCO-150070FA	EUCO-150105FA
Output Voltage Range		100-200 Vdc	71-143 Vdc	48-95 Vdc	150-300 Vdc	107-214 Vdc	71-143 Vdc
Max. No Load Output Voltage		240 Vrms	171 Vrms	116 Vrms	360 Vrms	250 Vrms	172 Vrms
Output Power		100 W	100 W	100 W	150 W	150 W	150 W
Output Current		500 mA	700 mA	1050 mA	500 mA	700 mA	1050 mA
Current Accuracy		± 5% (@ Typical output current range)					
Line Regulation		± 5% (@ 198-264Vac input)					
Load Regulation		± 5% (@ Min-Max output voltage)					
Output Current LF Ripple		25% (ripple = peak-average/average) at full load					
INPUT RATINGS							
Input Voltage Range		198-264 Vac					
Input Frequency Range		47-63 Hz					
Max Input Current	220Vac	0.6 A			0.79 A		
Efficiency ¹⁾	230Vac	90%			91%		
Power Factor		> 0.95 @ 230Vac, > 70% Load: > 0.90 @ 230 Vac					
Leakage Current		< 0.7mA peak @ 240 Vac					
MECHANICAL							
Casing		Aluminum, Color : Natural					
Dimensions (L x W x H)		250.0 x 60.0 x 34.0 mm 9.84 x 2.36 x 1.34 inch			250.0 x 60.0 x 34.0 mm 9.84 x 2.36 x 1.34 inch		
Unit Weight		0.91 kg (2 lb)			0.95 kg (2.09 lb)		
Input Cable		Line: Brown, Neutral: Blue, PE: Yellow/Green, Cable Length 370 mm					
Output Cable		Positive: Brown, Negative: Blue, Cable Length 370 mm					
ENVIRONMENT							
Ambient Temperature	Operating	-40°C to +55°C					
	Storage	-40°C to +85°C					
Relative Humidity Operating		10 to 90% RH (Non-Condensing)					
Ingress Protection Classification		IP67					

Dimensions Reference ²⁾



1) 100% Load (typical) and tested after 30 minutes warm up.

2) All parameters are specified at 25°C ambient temperature unless otherwise indicated.

JPCO



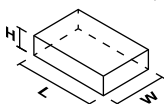
Features

- Constant current, wide output voltage range
- Up to 95% efficiency
- Wide PWM dimming range 5% - 100%
- Very low inrush current < 6A
- IP67 ingress protection for outdoor applications
- Common mode 15 kV and differential mode 6 kV surge immunity

Specifications

OUTPUT RATINGS		JPCO-075050DA	JPCO-100050DA	JPCO-150050DA
Nominal Output Current		500 mA	500 mA	500 mA
Output Voltage Range		108-162 Vdc	160-240 Vdc	212-318 Vdc
Max. No Load Output Voltage		250 Vdc	350 Vdc	400 Vdc
Output Power Range		54-81 W	80-120 W	106-159 W
Line Regulation		± 1%		
Load Regulation		± 3%		
Output Current Ripple		10% (ripple = (pk-avg.)/avg.)		
INPUT RATINGS				
Input Voltage Range		90-266 Vac		
Input Frequency Range		47-63 Hz		
Normal Input Current	100Vac	0.91 A	1.33 A	1.79 A
Efficiency ¹⁾	242Vac	92.5%	93.7%	94.7%
Inrush Current (Apk / 50%-uS) (Cold Start)		6A @ 266 Vac		
Power Factor		>0.9		
Leakage Current		< 0.5mA @ 242 Vac		
MECHANICAL				
Casing		Aluminum, Color : Natural		
Dimensions (L x W x H)		230.0 x 69.0 x 38.0 mm 9.06 x 2.72 x 1.50 inch	242.0 x 79.8 x 39.0 mm 9.53 x 3.14 x 1.54 inch	
Unit Weight		1.23 kg (2.71 lb)	1.38 kg (3.04 lb)	
Cooling System		Convection		
Input Cable		Line: Brown, Neutral: Blue, PE: Green/Yellow, Cable Length 380 mm		
Output Cable		Positive: Brown, Negative: Blue; Cable Length 380 mm		
Dimming Cable		Dim(+): Violet, Dim(-): Gray, Cable Length 380 mm		
ENVIRONMENT				
Ambient Temperature	Operating	-40°C to +65°C		
	Storage	-40°C to +85°C		
Relative Humidity Operating		10 to 100% RH (Non-Condensing)		
Ingress Protection Classification		IP67		

Dimensions Reference ²⁾



1) 100% Load (typical) and tested after 30 minutes warm up.

2) All parameters are specified at 25°C ambient temperature unless otherwise indicated.

JPCO

Features

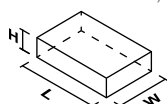
- Constant current, wide output voltage range
- Up to 95% efficiency
- Wide PWM dimming range 5% - 100%
- Very low inrush current < 6A
- IP67 ingress protection for outdoor applications
- Common mode 15 kV and differential mode 6 kV surge immunity



Specifications

OUTPUT RATINGS		JPCO-075070MA	JPCO-100070MA	JPCO-150070MA	JPCO-200100DB
Nominal Output Current		700 mA	700 mA	700 mA	1000 mA
Output Voltage Range		77-116 Vdc	114-171 Vdc	150-227 Vdc	160-240 Vdc
Max. No Load Output Voltage		200 Vdc	250 Vdc	300 Vdc	330 Vdc
Output Power Range		54-81 W	80-120 W	106-159 W	160-240 W
Line Regulation		± 1%			
Load Regulation		± 3%			
Output Current Ripple		10% (ripple = (pk-avg.)/avg.)			
INPUT RATINGS					
Input Voltage Range		90-266Vac			180-266 Vac
Input Frequency Range		47-63 Hz			
Normal Input Current	100Vac	0.92 A	1.35 A	1.79A	1.28A
Efficiency ¹⁾	242Vac	90.7%	92.7%	94%	95%
Inrush Current (Apk / 50%-uS) (Cold Start)		6A @ 266Vac			
Power Factor		> 0.95 @ 100 / 200 / 242Vac, full load			
Leakage Current		<0.5Arms			
MECHANICAL					
Casing		Aluminum, Color : Natural			
Dimensions (L x W x H)		230.0 x 69.0 x 38.0 mm 9.06 x 2.72 x 1.50 inch		242.0 x 79.8 x 39.0 mm 9.53 x 3.14 x 1.54 inch	
Unit Weight		1.0 kg (2.20 lb)		1.3 kg (2.87 lb)	
Cooling System		Convection			
Input Cable		L: Brown, N: Blue; PE: Yellow/Green; #17AWG; wires Length 1000mm			
Output Cable		Positive: Brown, Negative: Blue; #17AWG; wires Length 380mm			
Dimming Cable		Dim1: Gray, Dim(-): Purple; #18AWG; wires Length 380mm			
ENVIRONMENT					
Ambient Temperature	Operating	-40°C to +65°C			
	Storage	-40°C to +85°C			
Relative Humidity Operating		10 to 100% RH (Non-Condensing)			
Ingress Protection Classification		IP67			

Dimensions Reference ²⁾



1) 100% Load (typical) and tested after 30 minutes warm up.

2) All parameters are specified at 25°C ambient temperature unless otherwise indicated.



LNE

North American AC Voltage

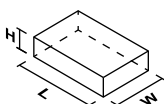
Features

- Universal AC input voltage range 90-305 Vac
- Up to 92.0% efficiency
- Common mode 6 kV and differential mode 4 kV surge immunity
- Active PFC, conforms to IEC/EN 61000-3-2, Class C
- Adjustable voltage and current (dimming option available)
- IP65/IP67 rating for indoor and outdoor applications

Specifications

OUTPUT RATINGS	LNE-12V100W□AA	LNE-12V120W□AA	LNE-12V150W□AA	LNE-12V185W□AA	LNE-12V320W□AA
Nominal Output Voltage	12 V				
Voltage Range in CC Mode	6 - 12 Vdc				
Voltage Adjustment Range ¹⁾	10.8 - 13.5 V				
Nominal Output Current	8.0 A	10.0 A	12.5 A	13.0 A	22.5 A
Current Adjustment Range ¹⁾	4.0 - 8.0 A	5.0 - 10.0 A	6.25 - 12.5 A	6.5 - 13.0 A	11.25 - 22.5 A
Output Power	96 W	120 W	150 W	156 W	270 W
Line Regulation	± 0.5% (@ 90-305 Vac)				
Load Regulation (0-95% Load)	± 2% (@ 90-305 Vac)				
PAR (20MHz)	< 150mVpp				
Hold-up Time	16ms typ. @ 115Vac & 230Vac & 277Vac (100% load)				
INPUT RATINGS					
Input Voltage Range	90-305 Vac				
Input Frequency	47-63 Hz				
Input Current	1.30A max. @115Vac	1.50A max. @115Vac	1.80A max. @115Vac	1.90A max. @115Vac	3.50A max. @115Vac
Efficiency at 100% Load	92.0%typ. @230Vac	92.0%typ. @230Vac	91.5%typ. @230Vac	91.5%typ. @230Vac	90.5%typ. @230Vac
Max Inrush Current (Cold Start)	65A typ. @ 230 Vac				
Power Factor	0.98 typ. @ 115Vac, 0.95 typ. @ 230Vac, 0.93 typ. @ 277Vac		0.98 typ. @ 115Vac, 0.95 typ. @ 230Vac, 0.92 typ. @ 277Vac		
Leakage Current	< 0.75mA @ 305 Vac				< 0.75mA @ 277 Vac
MECHANICAL					
Dimensions (L x W x H)	220 × 68 × 38.8 mm (8.66" × 2.68" × 1.53")		228 × 68 × 38.8 mm (8.98" × 2.68" × 1.53")		252 × 90 × 43.8 mm (9.92" × 3.54" × 1.72")
Unit Weight	0.98 kg (2.16 lb)		1.04 kg (2.29 lb)		1.70 kg (3.75 lb)
Input Cable	SJTW 18AWGX3C (Line: Brown, Neutral: Blue, PE: Green/Yellow)				
Output Cable	SJTW 14AWGX2C (Positive: Red, Negative: Black)				
Dimming Cable	SJTW 18AWGX2C (Positive: White, Negative: Blue)				
ENVIRONMENT					
Operating Temperature	-40°C to + 70°C				
Storage Temperature	-40°C to +85°C				
Power De-rating ²⁾	> 60°C (4% / °C)				
Operating Humidity	5 to 95% RH (Non-Condensing)				
Operating Altitude	0 to 3,000m (0 to 9,840 ft)				
Degree of Protection	IP65 (LNE-12V□WAAA); IP67 (LNE-12V320WBAA, LNE-12V□WDAA)				

Dimensions Reference



- 1) For LNE-□V□W□A□A package type only.
- 2) Please refer to the technical datasheet for information about the mounting orientations.
- 3) All parameters are specified at 25°C ambient temperature unless otherwise indicated.



LNE

International AC Voltage

Features

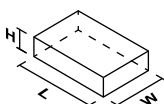
- Universal AC input voltage range 90-264 Vac
- Up to 92.0% efficiency
- Common mode 6 kV and differential mode 4 kV surge immunity
- Active PFC. conforms to IEC/EN 61000-3-2, Class C
- Adjustable voltage and current (dimming option available)
- IP65/IP67 rating for indoor and outdoor applications



Specifications

OUTPUT RATINGS	LNE-12V100W□CA	LNE-12V120W□CA	LNE-12V150W□CA	LNE-12V185W□CA	LNE-12V320W□CA
Nominal Output Voltage	12 V				
Voltage Range in CC Mode	6 - 12 Vdc				
Voltage Adjustment Range ¹⁾	10.8 - 13.5 V				
Nominal Output Current	8.0 A	10.0 A	12.5 A	13.0 A	22.5 A
Current Adjustment Range ¹⁾	4.0 - 8.0 A	5.0 - 10.0 A	6.25 - 12.5 A	6.5 - 13.0 A	11.25 - 22.5 A
Output Power	96 W	120 W	150 W	156 W	270 W
Line Regulation	± 0.5% (@ 90-264 Vac)				
Load Regulation (0-95% Load)	± 2% (@ 90-264 Vac)				
PARD (20MHz)	< 150mVpp				
Hold-up Time	16ms typ. @ 115Vac & 230Vac (100% load)				
INPUT RATINGS					
Input Voltage Range	90-264 Vac				
Input Frequency	47-63 Hz				
Input Current	1.30A max. @115Vac	1.50A max. @115Vac	1.80A max. @115Vac	1.90A max. @115Vac	3.50A max. @115Vac
Efficiency at 100% Load	92.0%typ. @230Vac	92.0%typ. @230Vac	91.5%typ. @230Vac	91.5%typ. @230Vac	90.5%typ. @230Vac
Max Inrush Current (Cold Start)	65A typ. @ 230 Vac				
Power Factor	0.98 typ. @ 115Vac, 0.95 typ. @ 230Vac				
Leakage Current	< 0.75mA @ 264 Vac				
MECHANICAL					
Dimensions (L x W x H)	220 × 68 × 38.8 mm (8.66" × 2.68" × 1.53")		228 × 68 × 38.8 mm (8.98" × 2.68" × 1.53")		252 × 90 × 43.8 mm (9.92" × 3.54" × 1.72")
Unit Weight	0.98 kg (2.16 lb)		1.04 kg (2.29 lb)		1.70 kg (3.75 lb)
Input Cable	H05RN-F3G1.0mm ² (Line: Brown, Neutral: Blue, PE: Green/Yellow)				
Output Cable	H07RN-F2x1.5mm ² (Positive: Red, Negative: Black)				
Dimming Cable	H05RN-F2x1.0mm ² (Positive: White, Negative: Blue)				
ENVIRONMENT					
Operating Temperature	-40°C to + 70°C				
Storage Temperature	-40°C to +85°C				
Power De-rating ²⁾	> 60°C (4% / °C)				
Operating Humidity	5 to 95% RH (Non-Condensing)				
Operating Altitude	0 to 3,000m (0 to 9,840 ft)				
Degree of Protection	IP65 (LNE-12V□WACA); IP67 (LNE-12V320WBCA, LNE-12V□WDCA)				

Dimensions Reference



- 1) For LNE-□V□WA□A package type only.
- 2) Please refer to the technical datasheet for information about the mounting orientations.
- 3) All parameters are specified at 25°C ambient temperature unless otherwise indicated.



LNE

North American AC Voltage

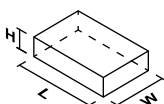
Features

- Universal AC input voltage range 90-305 Vac
- Up to 93.5% efficiency
- Common mode 6 kV and differential mode 4 kV surge immunity
- Active PFC. conforms to IEC/EN 61000-3-2, Class C
- Adjustable voltage and current (dimming option available)
- IP65/IP67 rating for indoor and outdoor applications

Specifications

OUTPUT RATINGS	LNE-24V100W□AA	LNE-24V120W□AA	LNE-24V150W□AA	LNE-24V185W□AA	LNE-24V320W□AA
Nominal Output Voltage	24 V				
Voltage Range in CC Mode	12 - 24 Vdc				
Voltage Adjustment Range ¹⁾	22.0 - 27.0 V				
Nominal Output Current	4.0 A	5.0 A	6.3 A	7.8 A	13.4 A
Current Adjustment Range ¹⁾	2.0 - 4.0 A	2.5 - 5.0 A	3.15 - 6.3 A	3.9 - 7.8 A	6.67 - 13.4 A
Output Power	96 W	120 W	151.2 W	187.2 W	320 W
Line Regulation	± 0.5% (@ 90-305 Vac)				
Load Regulation (0-95% Load)	± 1% (@ 90-305 Vac)				±0.5%(@ 90-305Vac)
PARD (20MHz)	< 150mVpp				
Hold-up Time	16ms typ. @ 115Vac & 230Vac & 277Vac (100% load)				
INPUT RATINGS					
Input Voltage Range	90-305 Vac				
Input Frequency	47-63 Hz				
Input Current	1.30A max. @115Vac	1.50A max. @115Vac	1.80A max. @115Vac	2.20A max. @115Vac	3.50A max. @115Vac
Efficiency at 100% Load	93.0%typ. @230Vac	93.0%typ. @230Vac	93.0%typ. @230Vac	93.5%typ. @230Vac	93.5%typ. @230Vac
Max Inrush Current (Cold Start)	65A typ. @ 230 Vac				
Power Factor	0.98 typ. @ 115Vac, 0.95 typ. @ 230Vac, 0.93 typ. @ 277Vac		0.98 typ. @ 115Vac, 0.95 typ. @ 230Vac, 0.92 typ. @ 277Vac		
Leakage Current	< 0.75mA @ 305 Vac				< 0.75mA @ 277 Vac
MECHANICAL					
Dimensions (L x W x H)	220 × 68 × 38.8 mm (8.66" × 2.68" × 1.53")		228 × 68 × 38.8 mm (8.98" × 2.68" × 1.53")		252 × 90 × 43.8 mm (9.92" × 3.54" × 1.72")
Unit Weight	0.98 kg (2.16 lb)		1.04 kg (2.29 lb)		1.70 kg (3.75 lb)
Input Cable	SJTW 18AWGX3C (Line: Brown, Neutral: Blue, PE: Green/Yellow)				
Output Cable	SJTW 14AWGX2C (Positive: Red, Negative: Black)				
Dimming Cable	SJTW 18AWGX2C (Positive: White, Negative: Blue)				
ENVIRONMENT					
Operating Temperature	-40°C to + 70°C				
Storage Temperature	-40°C to +85°C				
Power De-rating ²⁾	> 60°C (4% / °C)				
Operating Humidity	5 to 95% RH (Non-Condensing)				
Operating Altitude	0 to 3,000m (0 to 9,840 ft)				
Degree of Protection	IP65 (LNE-24V□WAAA); IP67 (LNE-24V320WBAA, LNE-24V□WDAA)				

Dimensions Reference



- 1) For LNE-□V□W□A□A package type only.
- 2) Please refer to the technical datasheet for information about the mounting orientations.
- 3) All parameters are specified at 25°C ambient temperature unless otherwise indicated.



NLE

International AC Voltage

Features

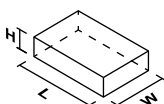
- Meet ErP Directive (2009/125/EC) for 320W only
- Universal AC input voltage range 90-264 Vac
- Up to 93.5% efficiency
- Common mode 6 kV and differential mode 4 kV surge immunity
- Active PFC. conforms to IEC/EN 61000-3-2, Class C
- Adjustable voltage and current (dimming option available)
- IP65/IP67 rating for indoor and outdoor applications



Specifications

OUTPUT RATINGS	LNE-24V100W□CA	LNE-24V120W□CA	LNE-24V150W□CA	LNE-24V185W□CA	LNE-24V320W□CA
Nominal Output Voltage	24 V				
Voltage Range in CC Mode	12 - 24 Vdc				
Voltage Adjustment Range ¹⁾	22.0 - 27.0 V				
Nominal Output Current	4.0 A	5.0 A	6.3 A	7.8 A	13.4 A
Current Adjustment Range ¹⁾	2.0 - 4.0 A	2.5 - 5.0 A	3.15 - 6.3 A	3.9 - 7.8 A	6.67 - 13.4 A
Output Power	96 W	120 W	151.2 W	187.2 W	320 W
Line Regulation	± 0.5% (@ 90-264 Vac)				
Load Regulation (0-95% Load)	± 1% (@ 90-264 Vac)				±0.5%(@90-264Vac)
PARC (20MHz)	< 150mVpp				
Hold-up Time	16ms typ. @ 115Vac & 230Vac (100% load)				
INPUT RATINGS					
Input Voltage Range	90-264 Vac				
Input Frequency	47-63 Hz				
Input Current	1.30A max. @115Vac	1.50A max. @115Vac	1.80A max. @115Vac	2.20A max. @115Vac	3.50A max. @115Vac
Efficiency at 100% Load	93.0%typ. @230Vac	93.0%typ. @230Vac	93.0%typ. @230Vac	93.5%typ. @230Vac	93.5%typ. @230Vac
Max Inrush Current (Cold Start)	65A typ. @ 230 Vac				
Power Factor	0.98 typ. @ 115Vac, 0.95 typ. @ 230Vac				
Leakage Current	< 0.75mA @ 264 Vac				
MECHANICAL					
Dimensions (L x W x H)	220 × 68 × 38.8 mm (8.66" × 2.68" × 1.53")		228 × 68 × 38.8 mm (8.98" × 2.68" × 1.53")		252 × 90 × 43.8 mm (9.92" × 3.54" × 1.72")
Unit Weight	0.98 kg (2.16 lb)		1.04 kg (2.29 lb)		1.70 kg (3.75 lb)
Input Cable	H05RN-F3G1.0mm ² (Line: Brown, Neutral: Blue, PE: Green/Yellow)				
Output Cable	H07RN-F2x1.5mm ² (Positive: Red, Negative: Black)				
Dimming Cable	H05RN-F2x1.0mm ² (Positive: White, Negative: Blue)				
ENVIRONMENT					
Operating Temperature	-40°C to + 70°C				
Storage Temperature	-40°C to +85°C				
Power De-rating ²⁾	> 60°C (4% / °C)				
Operating Humidity	5 to 95% RH (Non-Condensing)				
Operating Altitude	0 to 3,000m (0 to 9,840 ft)				
Degree of Protection	IP65 (LNE-24V□WACA); IP67 (LNE-24V320WBCA, LNE-24V□WDCA)				

Dimensions Reference



- 1) For LNE-□V□WA□A package type only.
- 2) Please refer to the technical datasheet for information about the mounting orientations.
- 3) All parameters are specified at 25°C ambient temperature unless otherwise indicated.



LNE

North American AC Voltage

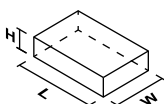
Features

- Universal AC input voltage range 90-305 Vac
- Up to 94.5% efficiency
- Common mode 6 kV and differential mode 4 kV surge immunity
- Active PFC, conforms to IEC/EN 61000-3-2, Class C
- Adjustable voltage and current (dimming option available)
- IP65/IP67 rating for indoor and outdoor applications

Specifications

OUTPUT RATINGS	LNE-36V100W□AA	LNE-36V120W□AA	LNE-36V150W□AA	LNE-36V185W□AA	LNE-36V320W□AA
Nominal Output Voltage	36 V				
Voltage Range in CC Mode	18 - 36 Vdc				
Voltage Adjustment Range ¹⁾	33.0 - 40.0 V				
Nominal Output Current	2.65 A	3.4 A	4.2 A	5.2 A	8.9 A
Current Adjustment Range ¹⁾	1.325 - 2.65 A	1.7 - 3.4 A	2.1 - 4.2 A	2.6 - 5.2 A	4.45 - 8.9 A
Output Power	95.4 W	122.4 W	151.2 W	187.2 W	320 W
Line Regulation	± 0.5% (@ 90-305 Vac)				
Load Regulation (0-95% Load)	± 0.5% (@ 90-305 Vac)		± 1% (@ 90-305 Vac)		±0.5%(@ 90-305Vac)
PAR (20MHz)	< 200mVpp				< 250mVpp
Hold-up Time	16ms typ. @ 115Vac & 230Vac & 277Vac (100% load)				
INPUT RATINGS					
Input Voltage Range	90-305 Vac				
Input Frequency	47-63 Hz				
Input Current	1.30A max. @115Vac	1.50A max. @115Vac	1.80A max. @115Vac	2.20A max. @115Vac	3.50A max. @115Vac
Efficiency at 100% Load	93.0%typ. @230Vac	93.0%typ. @230Vac	93.5%typ. @230Vac	93.5%typ. @230Vac	94.5%typ. @230Vac
Max Inrush Current (Cold Start)	65A typ. @ 230 Vac				
Power Factor	0.98 typ. @ 115Vac, 0.95 typ. @ 230Vac, 0.93 typ. @ 277Vac		0.98 typ. @ 115Vac, 0.95 typ. @ 230Vac, 0.92 typ. @ 277Vac		
Leakage Current	< 0.75mA @ 305 Vac				< 0.75mA @ 277 Vac
MECHANICAL					
Dimensions (L x W x H)	220 × 68 × 38.8 mm (8.66" × 2.68" × 1.53")		228 × 68 × 38.8 mm (8.98" × 2.68" × 1.53")		252 × 90 × 43.8 mm (9.92" × 3.54" × 1.72")
Unit Weight	0.98 kg (2.16 lb)		1.04 kg (2.29 lb)		1.70 kg (3.75 lb)
Input Cable	SJTW 18AWGX3C (Line: Brown, Neutral: Blue, PE: Green/Yellow)				
Output Cable	SJTW 14AWGX2C (Positive: Red, Negative: Black)				
Dimming Cable	SJTW 18AWGX2C (Positive: White, Negative: Blue)				
ENVIRONMENT					
Operating Temperature	-40°C to + 70°C				
Storage Temperature	-40°C to +85°C				
Power De-rating ²⁾	> 60°C (4% / °C)				
Operating Humidity	5 to 95% RH (Non-Condensing)				
Operating Altitude	0 to 3,000m (0 to 9,840 ft)				
Degree of Protection	IP65 (LNE-36V□WAAA); IP67 (LNE-36V320WBAA, LNE-36V□WDAA)				

Dimensions Reference



- 1) For LNE-□V□W□A□A package type only.
- 2) Please refer to the technical datasheet for information about the mounting orientations.
- 3) All parameters are specified at 25°C ambient temperature unless otherwise indicated.



LNE

International AC Voltage

Features

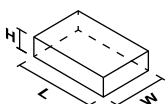
- Meet ErP Directive (2009/125/EC) for 320W only
- Universal AC input voltage range 90-264 Vac
- Up to 94.5% efficiency
- Common mode 6 kV and differential mode 4 kV surge immunity
- Active PFC. conforms to IEC/EN 61000-3-2, Class C
- Adjustable voltage and current (dimming option available)
- IP65/IP67 rating for indoor and outdoor applications



Specifications

OUTPUT RATINGS	LNE-36V100W□CA	LNE-36V120W□CA	LNE-36V150W□CA	LNE-36V185W□CA	LNE-36V320W□CA
Nominal Output Voltage	36 V				
Voltage Range in CC Mode	18 - 36 Vdc				
Voltage Adjustment Range ¹⁾	33.0 - 40.0 V				
Nominal Output Current	2.65 A	3.4 A	4.2 A	5.2 A	8.9 A
Current Adjustment Range ¹⁾	1.325 - 2.65 A	1.7 - 3.4 A	2.1 - 4.2 A	2.6 - 5.2 A	4.45 - 8.9 A
Output Power	95.4 W	122.4 W	151.2 W	187.2 W	320 W
Line Regulation	± 0.5% (@ 90-305 Vac)				
Load Regulation (0-95% Load)	± 0.5% (@ 90-264 Vac)		± 1% (@ 90-264 Vac)		±0.5%(@ 90-264Vac)
PAR (20MHz)	< 200mVpp				< 250mVpp
Hold-up Time	16ms typ. @ 115Vac & 230Vac (100% load)				
INPUT RATINGS					
Input Voltage Range	90-264 Vac				
Input Frequency	47-63 Hz				
Input Current	1.30A max. @115Vac	1.50A max. @115Vac	1.80A max. @115Vac	2.20A max. @115Vac	3.50A max. @115Vac
Efficiency at 100% Load	93.0%typ. @230Vac	93.0%typ. @230Vac	93.5%typ. @230Vac	93.5%typ. @230Vac	94.5%typ. @230Vac
Max Inrush Current (Cold Start)	65A typ. @ 230 Vac				
Power Factor	0.98 typ. @ 115Vac, 0.95 typ. @ 230Vac				
Leakage Current	< 0.75mA @ 264 Vac				
MECHANICAL					
Dimensions (L x W x H)	220 × 68 × 38.8 mm (8.66" × 2.68" × 1.53")		228 × 68 × 38.8 mm (8.98" × 2.68" × 1.53")		252 × 90 × 43.8 mm (9.92" × 3.54" × 1.72")
Unit Weight	0.98 kg (2.16 lb)		1.04 kg (2.29 lb)		1.70 kg (3.75 lb)
Input Cable	H05RN-F3G1.0mm ² (Line: Brown, Neutral: Blue, PE: Green/Yellow)				
Output Cable	H07RN-F2x1.5mm ² (Positive: Red, Negative: Black)				
Dimming Cable	H05RN-F2x1.0mm ² (Positive: White, Negative: Blue)				
ENVIRONMENT					
Operating Temperature	-40°C to + 70°C				
Storage Temperature	-40°C to +85°C				
Power De-rating ²⁾	> 60°C (4% / °C)				
Operating Humidity	5 to 95% RH (Non-Condensing)				
Operating Altitude	0 to 3,000m (0 to 9,840 ft)				
Degree of Protection	IP65 (LNE-36V□WACA); IP67 (LNE-36V320WBCA, LNE-36V□WDCA)				

Dimensions Reference



- 1) For LNE-□V□WA□A package type only.
- 2) Please refer to the technical datasheet for information about the mounting orientations.
- 3) All parameters are specified at 25°C ambient temperature unless otherwise indicated.



LNE

North American AC Voltage

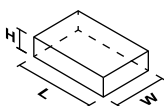
Features

- Universal AC input voltage range 90-305 Vac
- Up to 94.5% efficiency
- Common mode 6 kV and differential mode 4 kV surge immunity
- Active PFC, conforms to IEC/EN 61000-3-2, Class C
- Adjustable voltage and current (dimming option available)
- IP65/IP67 rating for indoor and outdoor applications

Specifications

OUTPUT RATINGS	LNE-48V100W□AA	LNE-48V120W□AA	LNE-48V150W□AA	LNE-48V185W□AA	LNE-48V320W□AA
Nominal Output Voltage	48 V				
Voltage Range in CC Mode	24 - 48 Vdc				
Voltage Adjustment Range ¹⁾	43.0 - 53.0 V				
Nominal Output Current	2.0 A	2.5 A	3.2 A	3.9 A	6.7 A
Current Adjustment Range ¹⁾	1.0 - 2.0 A	1.25 - 2.5 A	1.6 - 3.2 A	1.95 - 3.9 A	3.35 - 6.7 A
Output Power	96 W	120 W	153.6 W	187.2 W	320 W
Line Regulation	± 0.5% (@ 90-305 Vac)				
Load Regulation (0-95% Load)	± 0.5% (@ 90-305 Vac)				
PARD (20MHz)	< 200mVpp				< 250mVpp
Hold-up Time	16ms typ. @ 115Vac & 230Vac & 277Vac (100% load)				
INPUT RATINGS					
Input Voltage Range	90-305 Vac				
Input Frequency	47-63 Hz				
Input Current	1.30A max. @115Vac	1.50A max. @115Vac	1.80A max. @115Vac	2.20A max. @115Vac	3.50A max. @115Vac
Efficiency at 100% Load	93.0%typ. @230Vac	93.5%typ. @230Vac	94.0%typ. @230Vac	94.0%typ. @230Vac	94.5%typ. @230Vac
Max Inrush Current (Cold Start)	65A typ. @ 230 Vac				
Power Factor	0.98 typ. @ 115Vac, 0.95 typ. @ 230Vac, 0.93 typ. @ 277Vac		0.98 typ. @ 115Vac, 0.95 typ. @ 230Vac, 0.92 typ. @ 277Vac		
Leakage Current	< 0.75mA @ 305 Vac				< 0.75mA @ 277 Vac
MECHANICAL					
Dimensions (L x W x H)	220 × 68 × 38.8 mm (8.66" × 2.68" × 1.53")		228 × 68 × 38.8 mm (8.98" × 2.68" × 1.53")		252 × 90 × 43.8 mm (9.92" × 3.54" × 1.72")
Unit Weight	0.98 kg (2.16 lb)		1.04 kg (2.29 lb)		1.70 kg (3.75 lb)
Input Cable	SJTW 18AWGX3C (Line: Brown, Neutral: Blue, PE: Green/Yellow)				
Output Cable	SJTW 14AWGX2C (Positive: Red, Negative: Black)				
Dimming Cable	SJTW 18AWGX2C (Positive: White, Negative: Blue)				
ENVIRONMENT					
Operating Temperature	-40°C to + 70°C				
Storage Temperature	-40°C to +85°C				
Power De-rating ²⁾	> 60°C (4% / °C)				
Operating Humidity	5 to 95% RH (Non-Condensing)				
Operating Altitude	0 to 3,000m (0 to 9,840 ft)				
Degree of Protection	IP65 (LNE-48V□WAAA); IP67 (LNE-48V320WBAA, LNE-48V□WDAA)				

Dimensions Reference



- 1) For LNE-□V□WA□A package type only.
- 2) Please refer to the technical datasheet for information about the mounting orientations.
- 3) All parameters are specified at 25°C ambient temperature unless otherwise indicated.



LNE

International AC Voltage

Features

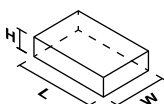
- Meet ErP Directive (2009/125/EC) for 320W only
- Universal AC input voltage range 90-264Vac
- Up to 94.5% efficiency
- Common mode 6 kV and differential mode 4 kV surge immunity
- Active PFC. conforms to IEC/EN 61000-3-2, Class C
- Adjustable voltage and current (dimming option available)
- IP65/IP67 rating for indoor and outdoor applications



Specifications

OUTPUT RATINGS	LNE-48V100W□CA	LNE-48V120W□CA	LNE-48V150W□CA	LNE-48V185W□CA	LNE-48V320W□CA
Nominal Output Voltage	48 V				
Voltage Range in CC Mode	24 - 48 Vdc				
Voltage Adjustment Range ¹⁾	43.0 - 53.0 V				
Nominal Output Current	2.0 A	2.5 A	3.2 A	3.9 A	6.7 A
Current Adjustment Range ¹⁾	1.0 - 2.0 A	1.25 - 2.5 A	1.6 - 3.2 A	1.95 - 3.9 A	3.35 - 6.7 A
Output Power	96 W	120 W	153.6 W	187.2 W	320 W
Line Regulation	± 0.5% (@ 90-264 Vac)				
Load Regulation (0-95% Load)	± 0.5% (@ 90-264 Vac)				
PARD (20MHz)	< 200mVpp				< 250mVpp
Hold-up Time	16ms typ. @ 115Vac & 230Vac (100% load)				
INPUT RATINGS					
Input Voltage Range	90-264 Vac				
Input Frequency	47-63 Hz				
Input Current	1.30A max. @115Vac	1.50A max. @115Vac	1.80A max. @115Vac	2.20A max. @115Vac	3.50A max. @115Vac
Efficiency at 100% Load	93.0%typ. @230Vac	93.5%typ. @230Vac	94.0%typ. @230Vac	94.0%typ. @230Vac	94.5%typ. @230Vac
Max Inrush Current (Cold Start)	65A typ. @ 230 Vac				
Power Factor	0.98 typ. @ 115Vac, 0.95 typ. @ 230Vac				
Leakage Current	< 0.75mA @ 264 Vac				
MECHANICAL					
Dimensions (L x W x H)	220 × 68 × 38.8 mm (8.66" × 2.68" × 1.53")		228 × 68 × 38.8 mm (8.98" × 2.68" × 1.53")		252 × 90 × 43.8 mm (9.92" × 3.54" × 1.72")
Unit Weight	0.98 kg (2.16 lb)		1.04 kg (2.29 lb)		1.70 kg (3.75 lb)
Input Cable	H05RN-F3G1.0mm ² (Line: Brown, Neutral: Blue, PE: Green/Yellow)				
Output Cable	H07RN-F2x1.5mm ² (Positive: Red, Negative: Black)				
Dimming Cable	H05RN-F2x1.0mm ² (Positive: White, Negative: Blue)				
ENVIRONMENT					
Operating Temperature	-40°C to + 70°C				
Storage Temperature	-40°C to +85°C				
Power De-rating ²⁾	> 60°C (4% / °C)				
Operating Humidity	5 to 95% RH (Non-Condensing)				
Operating Altitude	0 to 3,000m (0 to 9,840 ft)				
Degree of Protection	IP65 (LNE-48V□WACA); IP67 (LNE-48V320WBCA, LNE-48V□WDCA)				

Dimensions Reference



- 1) For LNE-□V□WA□A package type only.
- 2) Please refer to the technical datasheet for information about the mounting orientations.
- 3) All parameters are specified at 25°C ambient temperature unless otherwise indicated.



LNE

North American or International AC Voltage

Features

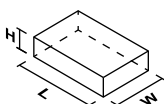
- Universal AC input voltage range 90-305 Vac
- Up to 94% efficiency
- Common mode 6 kV and differential mode 4 kV surge immunity
- Active PFC. conforms to IEC/EN 61000-3-2, Class C
- Adjustable voltage and current (dimming option available)
- IP65/IP67 rating for indoor and outdoor applications



Specifications

OUTPUT RATINGS	LNE-54V150W□AA	LNE-54V185W□AA	LNE-54V150W□CA	LNE-54V185W□CA
Nominal Output Voltage	54 V			
Voltage Range in CC Mode	27 - 54 Vdc			
Voltage Adjustment Range ¹⁾	49.0 - 58.0 V			
Nominal Output Current	2.8 A	3.45 A	2.8 A	3.45 A
Current Adjustment Range ¹⁾	1.4 - 2.8 A	1.725 - 3.45 A	1.40 - 2.8 A	1.725 - 3.45 A
Output Power	151.2 W	186.3 W	151.2 W	186.3 W
Line Regulation	± 0.5% (@ 90-305 Vac)		± 0.5% (@ 90-264 Vac)	
Load Regulation (0-95% Load)	± 0.5% (@ 90-305 Vac)		± 0.5% (@ 90-264 Vac)	
PAR (20MHz)	< 200mVpp			
Hold-up Time	16ms typ. @ 115Vac & 230Vac & 277Vac (100% load)		16ms typ. @ 115Vac & 230Vac (100% load)	
INPUT RATINGS				
Input Voltage Range	90-305 Vac		90-264 Vac	
Input Frequency	47-63 Hz			
Input Current	1.80A max. @115Vac	2.20A max. @115Vac	1.80A max. @115Vac	2.20A max. @115Vac
Efficiency at 100% Load	94.0%typ. @230Vac			
Max Inrush Current (Cold Start)	65A typ. @ 230 Vac			
Power Factor	0.98 typ. @ 115Vac, 0.95 typ. @ 230Vac, 0.92 typ. @ 277Vac		0.98 typ. @ 115Vac, 0.95 typ. @ 230Vac	
Leakage Current	< 0.75mA @ 305 Vac		< 0.75mA @ 264 Vac	
MECHANICAL				
Dimensions (L x W x H)	228.0 × 68.0 × 38.8 mm (8.98 × 2.68 × 1.53 inch)			
Unit Weight	1.04 kg (2.29 lb)			
Input Cable	SJTW 18AWGX3C (Line: Brown, Neutral: Blue, PE: Green/Yellow)		H05RN-F3G1.0mm ² (Line: Brown, Neutral: Blue,PE:Green/Yellow)	
Output Cable	SJTW 14AWGX2C (Positive: Red, Negative: Black)		H07RN-F2x1.5mm ² (Positive: Red, Negative: Black)	
Dimming Cable	SJTW 18AWGX2C (Positive: White, Negative: Blue)		H05RN-F2x1.0mm ² (Positive: White, Negative: Blue)	
ENVIRONMENT				
Operating Temperature	-40°C to + 70°C			
Storage Temperature	-40°C to +85°C			
Power De-rating ²⁾	> 60°C (4% / °C)			
Operating Humidity	5 to 95% RH (Non-Condensing)			
Operating Altitude	0 to 3,000m (0 to 9,840 ft)			
Degree of Protection	IP65 (LNE-54V□WA□A); IP67 (LNE-54V□WD□A)			

Dimensions Reference



- 1) For LNE-□V□WA□A package type only.
- 2) Please refer to the technical datasheet for information about the mounting orientations.
- 3) All parameters are specified at 25°C ambient temperature unless otherwise indicated.



LNE

International AC Voltage

Features

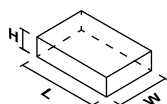
- International AC input voltage with worldwide-certified cable
- Up to 96.0% efficiency
- Common mode 10kV and differential mode 10kV surge immunity
- IEC/EN 61000-4-2, 15kV air discharge, 8kV contact discharge
- IP67 rating for indoor and outdoor applications



Specifications

OUTPUT RATINGS	LNE-24V600WBGA	LNE-36V600WBGA	LNE-48V600WBGA	LNE-54V600WBGA
Nominal Output Voltage	24 V	36 V	48 V	54 V
Voltage Range in CC Mode	12-24 Vdc	18-36 Vdc	24-48 Vdc	27-54 Vdc
Voltage Adjustment Range	N/A			
Nominal Output Current	25 A	16.7 A	12.5 A	11.11 A
Current Adjustment Range	N/A			
Output Power	600 W	601.2 W	600 W	600 W
Line Regulation	± 0.5%			
Load Regulation (0-95% Load)	± 1%			
PARD (20MHz)	150mV typ	250mV typ	250mV typ	300mV typ
Hold-up Time	16ms typ. @ 120Vac & 230Vac & 277Vac (100% load)			
INPUT RATINGS				
Input Voltage Range	100-277 Vac			
Input Frequency	47-63 Hz			
Input Current	7.0A max. @ 120 Vac, 3.3A max. @ 230 Vac, 2.9A max. @ 277 Vac			
Efficiency at 100% Load	95.0% typ @ 230 Vac	95.5% typ. @ 230 Vac	96.0% typ @ 230 Vac	96.0% typ @ 230 Vac
Max Inrush Current (Cold Start)	65A typ. @ 230Vac			
Power Factor	0.98 typ. @ 120Vac, 0.95 typ. @ 230Vac, 0.93 typ. @ 277 Vac			
Leakage Current	< 0.75mA @ 277 Vac			
MECHANICAL				
Dimensions (L x W x H)	307.5 x 114.3 x 50.8 mm (12.11 x 4.50 x 2.00 inch)			
Unit Weight	3.15 kg (6.94 lb)			
Input Cable	SJOW 3x17AWG (Line: Brown, Neutral: Blue, PE: Green/Yellow)			
Output Cable	SJTW 14AWG 2C (Positive: Red, Negative: Black)			
5V Standby & Remote Control	SJTW 18AWG 3C (PSON/OFF: Blue, GND: Black, +5VSB: Brown)			
ENVIRONMENT				
Operating Temperature	-40°C to +70°C			
Storage Temperature	-40°C to +85°C			
Power De-rating ¹⁾	> 50°C (2.5% / °C)			
Operating Humidity	5 to 95% RH (Non-Condensing)			
Operating Altitude	0 to 3,000 Meters (9840 ft)			
Degree of Protection	IP67			

Dimensions Reference



- 1) Please refer to the technical datasheet for information about the mounting orientations.
- 2) All parameters are specified at 25°C ambient temperature unless otherwise indicated.

LVN

North American AC Voltage

Features

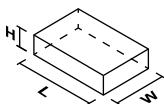
- Designed for single-phase (for L – N) or two-phase (for L – L) wide input 249-528 Vac
- Up to 91.0% efficiency
- Common mode 6 kV and differential 4 kV surge immunity
- Active PFC. conforms to IEC/EN 61000-3-2, Class C
- Adjustable voltage and current
- IP65 rating for indoor and outdoor applications



Specifications

OUTPUT RATINGS	LVN-36V185WAAA	LVN-48V185WAAA
Nominal Output Voltage	36 Vdc	48 Vdc
Voltage Range in CC Mode	18 - 36 Vdc	24 - 48 Vdc
Voltage Adjustment Range ¹⁾	33.0 - 40.0 V	43.0 - 53.0 V
Nominal Output Current	5.2 A	3.9 A
Current Adjustment Range ¹⁾	2.6 - 5.2 A	1.95 - 3.9 A
Output Power	187.2 W	187.2 W
Line Regulation	± 0.5%	
Load Regulation (0-95% Load)	± 1%	± 0.5%
PARV (20MHz)	< 225mV typ	
Hold-up Time	12ms typ. @ 277Vac & 480Vac (100% load)	
INPUT RATINGS		
Input Voltage Range	249-528 Vac	
Input Frequency	47-63 Hz	
Input Current	0.8A max. @ 277Vac, 0.6A max. @ 480Vac	
Efficiency at 100% Load	91.0% typ. @277 Vac	
Max Inrush Current (Cold Start)	85A typ. @ 277 Vac	
Power Factor	0.97 typ. @ 277Vac, 0.93 typ. @ 347Vac, 0.93 typ. @ 480Vac	
Leakage Current	< 0.75mA @ 480Vac	
MECHANICAL		
Dimensions (L x W x H)	228.0 x 68.0 x 38.8 mm (8.98" x 2.68" x 1.53")	
Unit Weight	1.04 kg (2.29 lb)	
Input Cable	STW 18AWGX2C (Line: Brown, Neutral: Blue, PE: Green/Yellow)	
Output Cable	SJTW 18AWGX2C (Positive: Red, Negative: Black)	
Dimming Cable	N/A	
ENVIRONMENT		
Operating Temperature	-40°C to +70°C	
Storage Temperature	-40°C to +85°C	
Power De-rating ²⁾	> 60°C (4% / °C)	
Operating Humidity	5 to 95% RH (Non-Condensing)	
Operating Altitude	0 to 3,000m (0 to 9,840 ft)	
Degree of Protection	IP65	

Dimensions Reference



- 1) For LVN-□V185WAAA package type only.
- 2) Please refer to the technical datasheet for information about the mounting orientations.
- 3) All parameters are specified at 25°C ambient temperature unless otherwise indicated.

LVN

North American AC Voltage

Features

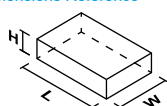
- Designed for single-phase (for L – N) or two-phase (for L – L) wide input 180-528 Vac
- Up to 93.5% efficiency
- Common mode 6 kV and differential 4 kV surge immunity
- Active PFC. conforms to IEC/EN 61000-3-2, Class C
- Adjustable voltage and current (dimming option available)
- IP65/IP67 rating for indoor and outdoor applications



Specifications

OUTPUT RATINGS	LVN-12V320W□AA	LVN-24V320W□AA	LVN-36V320W□AA	LVN-48V320W□AA
Nominal Output Voltage	12 Vdc	24 Vdc	36 Vdc	48 Vdc
Voltage Range in CC Mode	6 - 12 Vdc	12 - 24 Vdc	18 - 36 Vdc	24 - 48 Vdc
Voltage Adjustment Range ¹⁾	10.8 - 13.5 V	22.0 - 27.0 V	33.0 - 40.0 V	43.0 - 53.0 V
Nominal Output Current	22.5 A	13.4 A	8.9 A	6.7 A
Current Adjustment Range ¹⁾	11.25 - 22.5 A	6.67 - 13.4 A	4.45 - 8.9 A	3.35 - 6.7 A
Output Power	270 W	320 W	320 W	320 W
Line Regulation	± 0.5% (@ 180-528 Vac)			
Load Regulation (0-95% Load)	± 2% (@ 180-528 Vac)		± 0.5% (@ 180-528 Vac)	
PAR (20MHz)	< 150mVpp		< 250mVpp	
Hold-up Time	16ms typ. @ 230Vac & 277Vac & 480Vac (100% load)			
INPUT RATINGS				
Input Voltage Range	180-528 Vac			
Input Frequency	47-63 Hz			
Input Current	1.70A max. @ 230Vac, 1.40A max. @ 277Vac, 1.00A max. @ 480Vac			
Efficiency at 100% Load	89.0% typ. @480Vac	92.5% typ. @480 Vac	93.0% typ. @480 Vac	93.5% typ. @480 Vac
Max Inrush Current (Cold Start)	50A typ. @ 480 Vac			
Power Factor	0.98 typ. @ 230Vac & 277Vac, 0.95 typ. @ 480Vac			
Leakage Current	< 0.75mA @ 480Vac			
MECHANICAL				
Dimensions (L x W x H)	262.0 × 90.0 × 43.8 mm (10.32" × 3.54" × 1.72")			
Unit Weight	1.19 kg (2.62 lb)			
Input Cable	SJTW 18AWGX3C (Line: Brown, Neutral: Blue, PE: Green/Yellow)			
Output Cable	SJTW 14AWGX2C (Positive: Red, Negative: Black)			
Dimming Cable	SJTW 18AWGX2C (Positive: White, Negative: Blue)			
ENVIRONMENT				
Operating Temperature	-40°C to +60°C (@ 180Vac); -40°C to +65°C (@ 230Vac); -40°C to +70°C (@ 270Vac and above)			
Storage Temperature	-40°C to +85°C			
Power De-rating ²⁾	> 50°C (4% / °C) @ 180Vac; > 55°C (4% / °C) @ 230Vac; > 60°C (4% / °C) @ 277Vac and above)			
Operating Humidity	5 to 95% RH (Non-Condensing)			
Operating Altitude	0 to 3,000m (0 to 9,840 ft)			
Degree of Protection	IP65 (LVN-□V320WAAA); IP67 (LVN-□V320WBAA, LVN-□V320WDAA)			

Dimensions Reference



- 1) For LVN-□V320WAAA package type only.
- 2) Please refer to the technical datasheet for information about the mounting orientations.
- 3) All parameters are specified at 25°C ambient temperature unless otherwise indicated.

LED Drivers

Signage & Refrigeration Applications



Fresh
★★★★★
Cherry tomato
Corn Packaging
Red Peppers Tray
Lettuce Tray
\$19.00

A vertical digital display in a grocery store. The top half of the screen shows a vibrant, close-up image of fresh produce, including sliced oranges, yellow and red bell peppers, purple onions, and cherry tomatoes. Below the image is a white shopping cart icon. To the right of the icon, the word "Fresh" is written in a bold, black font, followed by five yellow stars. Below the stars, a list of items is displayed: "Cherry tomato", "Corn Packaging", "Red Peppers Tray", and "Lettuce Tray". At the bottom right of the screen, the price "\$19.00" is shown in a large, bold, red font.

Product Series

To stand out in information-saturated environment, appealing signage is key to catching audiences' eye and increasing brand or product awareness. Combining years of experience in powering signage lights with our comprehensive Class 2 product portfolio, Delta LED drivers for signage applications enhance the visibility of the signs and the attractiveness of goods. It can be customized to suit different shape, color, and purpose in signage and refrigeration applications.

Featured Product



USVI S12 / S24

- 12V/ 24V constant voltage output design
- Universal input voltage 120-277Vac
- Multi-Channel output and independent operating
- UL Class 2 output
- Fixed / Dimming output available



USVI RDL

- Design for refrigeration display lighting applications
- 24V constant voltage output design
- Universal input voltage 120- 277 Vac
- Up to 88% efficiency
- Safety-certificated for household & refrigerator appliances



JPVO S24

- 24V constant voltage output design
- AC input voltage 100/200/242Vac for Japan application
- PSE Clause 1, meet JIS C 61000-3-2 Class C
- Wide operating temperature range -40°C to +55°C
- IP67 ingress protection



JPVI S24

- 24V constant voltage output design
- AC input voltage 100/200/242Vac for Japan application
- PSE Clause 1, meet JIS C 61000-3-2 Class C
- Up to 90% efficiency

USVI S12



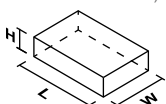
Features

- Constant voltage design
- Universal input voltage 120-277 Vac
- Multi-Channel output and independent operating
- Class 2 output
- Wide operating temperature range -40°C to +55°C
- Dry & Damp location rated for signage application

Specifications

OUTPUT RATINGS	USVI-020012FA	USVI-060012FE	USVI-060012FG	USVI-060012DE	USVI-060012DG
Nominal Output Voltage	12 Vdc				
Output Current Range	0.05 - 1.70 A				0.05 - 5.00 A
Max. Output Power	20 W				60 W
Line Regulation	± 1%				
Load Regulation	± 3%				
Output Ripple Voltage	< 360mVp-p				< 1000mVp-p
INPUT RATINGS					
Input Voltage Range	90 - 305 Vac				108-305 Vac
Input Frequency Range	47-63 Hz				
Input Current Max	0.27 A				0.60 A
Efficiency ¹⁾	80.0% @ 277 Vac				90.0% @ 277 Vac
Inrush Current Peak >50% Duration	27A / 250 uS				70 A / 250 uS
Power Factor @ max. Load.	> 0.9				> 0.95
Leakage Current	< 0.75 mA @ 277 Vac				
MECHANICAL					
Casing	Plastic, Color : White				Metal sheet, Color : White
Dimensions (L x W x H)	5.20 x 1.34 x 1.00 inch 132.0 x 34.0 x 25.4 mm				5.83 x 1.80 x 1.00 inch 148.2 x 45.6 x 25.4 mm
Unit Weight	0.18 kg (0.40 lb)				0.34 kg (0.75 lb)
Cooling System	Convection				
Input Wire	Line: Black, Neutral: White, Wire Length 300mm				
Output Wire	Positive: Red, Negative: Blue Wires Length 300mm			Dim+: Violet, Dim-: Gray Positive: Red, Negative: Blue Wires Length 300mm	
ENVIRONMENT					
Ambient Temperature	Operating	-40°C to + 60°C	-25°C to + 55°C		
	Storage	-40°C to +85°C			
Relative Humidity Operating	10 to 90% RH (Non-Condensing)				
Environmental Locations	UL Dry & Damp				

Dimensions Reference 2)



1) 100% Load (typical) and tested after 30 minutes warm up.

2) All parameters are specified at 25°C ambient temperature unless otherwise indicated.

USVI S12



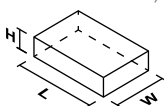
Features

- Constant voltage design
- Universal input voltage 120-277 Vac
- Multi-Channel output and independent operating
- Class 2 output
- Wide operating temperature range -40°C to +55°C
- Dry & Damp location rated for signage application

Specifications

OUTPUT RATINGS		USVI-060012FF	USVI-060012FH	USVI-120012FA	USVI-180012FA
Nominal Output Voltage		12 Vdc			
Output Current Range		0.10 - 5.00 A			
Max. Output Power		60 W			
Line Regulation		± 1%			
Load Regulation		± 3%			
Output Ripple Voltage		< 1000mVp-p			
INPUT RATINGS					
Input Voltage Range		108-305 Vac			
Input Frequency Range		47-63 Hz			
Input Current Max		1.20 A	0.59 A	1.30 A	1.90 A
Efficiency ¹⁾		86.0%@ 277 Vac	85.7%@ 277 Vac	88.5%@ 277 Vac	89.0%@ 277 Vac
Inrush Current Peak >50% Duration	120 Vac	40 A / 160 uS	40 A / 190 uS	40 A / 190 uS	90 A / 120 uS
	277 Vac	105 A / 160 uS	76 A / 205 uS	76 A / 205 uS	195 A / 120 uS
Power Factor at 100% Load		> 0.5 @ 120 Vac		> 0.95 @ 120 - 277 Vac	
Leakage Current		< 0.75 mA @ 277 Vac			
MECHANICAL					
Casing		Metal sheet, Color : White			
Dimensions (L x W x H)		5.50 x 1.70 x 1.18 inch 140.0 x 43.0 x 30.0 mm	6.50 x 1.70 x 1.18 inch 165.1 x 43.0 x 30.0 mm	11.75 x 1.70 x 1.18 inch 298.5 x 43.0 x 30.0 mm	16.70 x 1.70 x 1.18 inch 424.2 x 43.0 x 30.0 mm
Unit Weight		0.35 kg (0.77 lb)	0.38 kg (0.841 lb)	0.72 kg (1.59 lb)	1.18 kg (2.60 lb)
Cooling System		Convection			
Input Wire		Line: Black, Neutral: White, Wire Length 12.5inch (317mm)			
Output Wire		Positive: Red, Negative: Black Wire Length 12.5inch (317mm)		Positive: Red, Negative: Red/White Wire Length 12.5inch (317mm) Positive: Blue, Negative: Blue/White Wires Length 18.5inch (470mm)	Positive: Red, Negative: Red/White, Wire Length 12.5inch (317mm) Positive: Blue, Negative: Blue/White Wires Length 18.5inch (470mm) Positive: Yellow, Negative: Yellow/White Wires Length 24.5inch (623mm)
ENVIRONMENT					
Ambient Temperature	Operating	-40°C to +55°C			
	Storage	-40°C to +85°C			
Relative Humidity Operating		10 to 90% RH (Non-Condensing)			
Environmental Locations		UL Dry & Damp			

Dimensions Reference 2)



- 1) 100% Load (typical) and tested after 30 minutes warm up.
- 2) All parameters are specified at 25°C ambient temperature unless otherwise indicated.

USVI S24



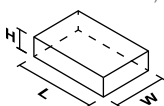
Features

- Constant voltage design
- Universal input voltage 120-277 Vac
- Multi-Channel output and independent operating
- Class 2 output
- Wide operating temperature range -40°C to +55°C
- Dry & Damp location rated for signage application

Specifications

OUTPUT RATINGS	USVI-020024FA	USVI-060024FG	USVI-060024DG	USVI-060024FH
Nominal Output Voltage	24 Vdc			
Output Channel	1			
Max. Output Power	20 W	60 W		
Line Regulation	± 1%			
Load Regulation	± 3%			
Output Ripple Voltage	< 720mVp-p	< 500mVp-p		< 400mVp-p
INPUT RATINGS				
Input Voltage Range	90 - 305 Vac	108 - 305 Vac		
Input Frequency Range	47 - 63 Hz			
Input Current Max	0.27 A	0.58 A	0.59 A	
Efficiency ¹⁾	80.0%@ 277 Vac	90.0%@ 277 Vac	87.0%@ 277 Vac	
Inrush Current Peak >50% Duration	32 A / 150 uS	70 A / 250 uS	50 A / 250 uS	
Power Factor @ max. Load.	> 0.9	> 0.95	> 0.95	
Leakage Current	< 0.75 mA @ 277 Vac			
MECHANICAL				
Casing	Plastic, Color : White	Metal sheet, Color : White		Metal sheet, Color : White
Dimensions (L x W x H)	5.20 x 1.34 x 1.00 inch 132.0 x 34.0 x 25.4 mm	5.83 x 1.80 x 1.00 inch 148.2 x 45.6 x 25.4 mm		9.50x1.70x1.18 inch 241.3x43.1x30.0 mm
Unit Weight	0.18 kg (0.40 lb)	0.34 kg (0.75 lb)		0.60 kg (1.32 lb)
Cooling System	Convection			
Input Wire	Line: Black, Neutral: White, Wire Length 300mm			
Output Wire	Positive: Red, Negative: Blue Wires Length 300mm		Dim+: Violet, Dim-:Gray Positive: Red, Negative: Blue Wires Length 300mm	Positive: Red, Negative: Black Wires Length 300mm
ENVIRONMENT				
Ambient Temperature	Operating	-40°C to +60°C	-25°C to +55°C	-40°C to +55°C
	Storage	-40°C to +85°C		
Relative Humidity Operating	10 to 90% RH (Non-Condensing)			
Environmental Locations	UL Dry & Damp			

Dimensions Reference ²⁾



1) 100% Load (typical) and tested after 30 minutes warm up.

2) All parameters are specified at 25°C ambient temperature unless otherwise indicated.

USVI S24



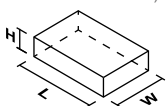
Features

- Constant voltage design
- Universal input voltage 120-277 Vac
- Multi-Channel output and independent operating
- Class 2 output
- Wide operating temperature range -40°C to +55°C
- Dry & Damp location rated for signage application

Specifications

OUTPUT RATINGS	USVI-100024DG	USVI-100024DE	USVI-100024FG	USVI-100024FE	USVI-100024FH	USVI-200024FA
Nominal Output Voltage	24 Vdc					
Output Channel	1			2		
Max. Output Power	99.6 W			96 W		
Line Regulation	± 1%					
Load Regulation	± 3%					
Output Ripple Voltage	< 500mVp-p			< 400mVp-p		< 500mVp-p
INPUT RATINGS						
Input Voltage Range	108-305 Vac					
Input Frequency Range	47-63 Hz					
Input Current Max	0.95 A			0.91 A		1.83 A
Efficiency ¹⁾	89.0% @ 277 Vac	90.5% @ 277 Vac			90.0% @ 277 Vac	90.5% @ 277 Vac
Inrush Current Peak >50% Duration	150 A / 250 uS			70 A / 200 uS		170 A / 110 uS
Power Factor @ max. Load.	> 0.95					
Leakage Current	< 0.75 mA @ 277 Vac					
MECHANICAL						
Casing	Metal sheet, Color : White					
Dimensions (L x W x H)	9.50 x 1.70 x 1.00 inch 241.3 x 43.1 x 25.4 mm			9.50x1.70x1.18 inch 241.3x43.1x30.0 mm		16.70x1.70x1.18 inch 424.0x43.1x30.0 mm
Unit Weight	0.49 kg (1.08 lb)			0.60 kg (1.32 lb)		1.18 kg (2.6 lb)
Cooling System	Convection					
Input Wire	Line: Black, Neutral: White, Wire Length 300mm			Line: Black, Neutral: White, Wire Length 12.5inch (317mm)		
Output Wire	Dim+: Violet, Dim-:Gray Positive: Red, Negative: Blue Wires Length 300mm		Positive: Red, Negative: Blue Wires Length 300mm		Positive: Red, Negative: Red/White Wire Length 12.5inch (317mm) Positive: Blue, Negative: Blue/White Wires Length 18.50inch (470mm)	
ENVIRONMENT						
Ambient Temperature	Operating	-40°C to +55°C				
	Storage	-40°C to +85°C				
Relative Humidity Operating	10 to 90% RH (Non-Condensing)					
Environmental Locations	UL Dry & Damp					

Dimensions Reference ²⁾



- 1) 100% Load (typical) and tested after 30 minutes warm up.
- 2) All parameters are specified at 25°C ambient temperature unless otherwise indicated.

USVI RDL



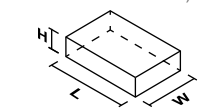
Features

- Design for refrigeration display lighting applications
- Constant voltage design 24 V
- Universal input voltage 120-277 Vac
- Up to 90% efficiency for 80 W and 100 W
- Safety-certificated for household and refrigerator appliances

Specifications

OUTPUT RATINGS		USVI-060024FR	USVI-080024FR1	USVI-100024FR1
Nominal Output Voltage		24 Vdc		
Output Current Range		0.1 - 2.50 A	0.1 - 3.30 A	0.1 - 4.00 A
Max. Output Power		60 W	80 W	96 W
Line Regulation		± 1%		
Load Regulation		± 3%		
Output Ripple Voltage		< 400 mVp-p		
INPUT RATINGS				
Input Voltage Range		108-305 Vac		
Input Frequency Range		47-63 Hz		
Max Input Current	100 Vac	0.59 A	0.76 A	0.91 A
Efficiency ¹⁾	230 Vac	87%	90%	
Power Factor		>0.9		
Touch Current		< 0.70 mA @ 230 Vac		
MECHANICAL				
Casing		Metal sheet, Color: Black		
Dimensions (L x W x H)		9.50 x 1.70 x 1.18 inch 241.3 x 43.1 x 30.0 mm		
Unit Weight		0.6 kg (1.3 lb)		
Cooling System		Convection		
Input Wire		Line: Black, Neutral: White, Wires Length 300mm		
Output Wire		Positive: Red, Negative: Black, Wires Length 300mm		
ENVIRONMENT				
Ambient Temperature	Operating	-40°C to + 55°C		
	Storage	-40°C to +85°C		
Relative Humidity Operating		10 to 90% RH (Non-Condensing)		

Dimensions Reference 2)



1) 100% Load (typical) and tested after 30 minutes warm up.

2) All parameters are specified at 25°C ambient temperature unless otherwise indicated.

USVI RDL



Features

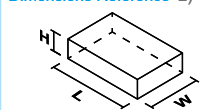
- Design for refrigeration display lighting applications
- Constant voltage design 24 V
- Universal input voltage 100-277 Vac
- Up to 88% efficiency
- Safety-certificated for household and refrigerator appliances



Specifications

OUTPUT RATINGS		USVI-080024FR	USVI-100024FR
Nominal Output Voltage		24 Vdc	
Output Current Range		0.1 - 3.30 A	0.1 - 4.17 A
Max. Output Power		80 W	100 W
Line Regulation		± 1%	
Load Regulation		± 3%	
Output Ripple Voltage		< 300 mVp-p	
INPUT RATINGS			
Input Voltage Range		90-305 Vac	
Input Frequency Range		47-63 Hz	
Max Input Current	100 Vac	1.00 A	1.20 A
Efficiency ¹⁾	230 Vac	88%	
Power Factor		>0.9	
Touch Current		< 0.75 mA @ 277 Vac	
MECHANICAL			
Casing		Metal sheet, Color: Black	
Dimensions (L x W x H)		9.50 x 1.70 x 1.18 inch 241.3 x 43.1 x 30.0 mm	
Unit Weight		0.6 kg (1.3 lb)	
Cooling System		Convection	
Input Wire		Line: Black, Neutral: White, Wires Length 300mm	
Output Wire		Positive: Red, Negative: Black, Wires Length 300mm	
ENVIRONMENT			
Ambient Temperature	Operating	-40°C to + 60°C	
	Storage	-40°C to +85°C	
Relative Humidity Operating		10 to 95% RH (Non-Condensing)	

Dimensions Reference 2)



1) 100% Load (typical) and tested after 30 minutes warm up.

2) All parameters are specified at 25°C ambient temperature unless otherwise indicated.



EUVO FIXED

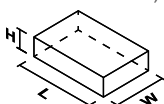
Features

- Constant voltage design
- AC input voltage 220-240Vac (Suitable for EMEA region)
- Up to 92% efficiency
- Wide operating temperature range -25°C to +55°C
- IP67 rated
- Active PFC. conforms to IEC/EN 61000-3-2, Class C

Specifications

OUTPUT RATINGS		EUVO-100024FA
Nominal Output Voltage		24Vdc
Output Current Range		0 - 4.17A
Max. Output Power		100W
Line Regulation		± 1%
Load Regulation		± 3%
Output Ripple Voltage		200mV
INPUT RATINGS		
Input Voltage Range		198-264 Vac
Input Frequency Range		47-63 Hz
Normal Input Current		0.6A
Efficiency ¹⁾ 230Vac		89%
Power Factor		> 0.95 @230Vac / 50Hz
Leakage Current		< 0.7mA @ 230Vac
MECHANICAL		
Casing		Aluminum, Color : Natural
Dimensions (L x W x H)		250.0 x 60.0 x 34.0 mm 9.84 x 2.36 x 1.34 inch
Unit Weight		0.96kg (2.11 lb)
Input Cable		Line: Brown, Neutral: Blue Cable Length 350mm, PE: Yellow/Green
Output Cable		Positive: Red, Negative: Black, Cable Length 350mm
ENVIRONMENT		
Ambient Temperature	Operating	-25°C to + 55°C
	Storage	-40°C to +85°C
Relative Humidity Operating		10 to 90% RH (Non-Condensing)
Ingress Protection Classification		IP67

Dimensions Reference 2)



1) 100% Load (typical) and tested after 30 minutes warm up.

2) All parameters are specified at 25°C ambient temperature unless otherwise indicated.

JPVI S24



デルタ電子株式会社

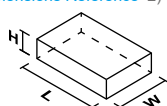
Features

- 24V constant voltage design
- AC input voltage 100/200/242Vac for Japan application
- Meets JIS C 61000-3-2 Class C
- Up to 90% efficiency for 60W, 90W and 150W
- Wide operating temperature range

Specifications

OUTPUT RATINGS		JPVI-020024FA	JPVI-060024FA/FK	JPVI-090024FA/FK	JPVI-150024FK
Nominal Output Voltage		24 Vdc			
Output Current Range		0.1 - 0.83 A	0.1 - 2.5 A	0.1 - 3.75 A	0.1 - 6.25 A
Max. Output Power		20 W	60 W	90 W	150 W
Line Regulation		± 1%			
Load Regulation		± 5%			
Output Ripple Voltage		<720mVp-p	<400mVp-p		
INPUT RATINGS					
Input Voltage Range		90-305 Vac	90-266 Vac		
Input Frequency Range		47-63 Hz			
Normal Input Current		0.24 A @100 Vac 0.12 A @200 Vac 0.10 A @242 Vac	0.70 A @100 Vac 0.35 A @200 Vac 0.30 A @242 Vac	1.02 A @100 Vac 0.49 A @200 Vac 0.42 A @242 Vac	1.70 A @100 Vac 0.85 A @200 Vac 0.70 A @242 Vac
Efficiency ¹⁾		84.8% @100 Vac 81.3% @200 Vac 81.3% @242 Vac	87.2% @100 Vac 90.0% @200 Vac 90.0% @242 Vac	87.8% @100 Vac 91.5% @200 Vac 91.5% @242 Vac	88.2% @100 Vac 91.9% @200 Vac 91.9% @242 Vac
Max Inrush Current		32A / 150uS	25A @ 100Vac and 60A @ 242Vac at cold start		
Power Factor at 100% load		> 0.9 @ full load			
Leakage Current		< 0.7mA			
MECHANICAL					
Casing		Plastic	Metal sheet		Aluminum sheet
Dimensions (L x W x H)		132.0 x 34.0 x 25.4 mm	241.3 x 43.0 x 30.5 mm (FA), 241.3 x 43.0 x 40.5 mm (FK)		241.3 x 60.0 x 41.5 mm
Unit Weight		0.18 kg	0.55 kg		0.80 kg
Cooling System		Convection			
Input Wire		Line: Black, Neutral: White, Wires Length 300mm			
Output Wire		Positive: Red, Negative: Blue Wires Length 300mm	Positive: Red, Negative: Black, Wires Length 300mm		
ENVIRONMENT					
Ambient Temperature	Operating	-40°C to + 60°C	-40°C to + 55°C	-40°C to +40°C	
	Storage	-40°C to +85°C			
Relative Humidity Operating		10 to 90% RH (Non-Condensing)			

Dimensions Reference 2)



1) 100% Load (typical) and tested after 30 minutes warm up.

2) All parameters are specified at 25°C ambient temperature unless otherwise indicated.

JPVO S24



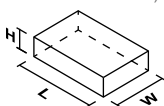
Features

- 24V constant voltage design
- AC input voltage 100/200/242Vac for Japan application
- Meet JIS C 61000-3-2 Class C
- Up to 90% efficiency for 60W, 90W, 150W, 200W and 300W
- Wide operating temperature range
- Multi-channel independent LED operation
- IP67 ingress protection

Specifications

OUTPUT RATINGS	JPVO-030024FA	JPVO-060024FA	JPVO-090024FA
Nominal Output Voltage	24 Vdc		
Output Current Range	0.1 - 1.25 A	0.1 - 2.5 A	0.1 - 3.75 A
Output Channel	1		
Max. Output Power	30 W	60 W	90 W
Line Regulation	± 1%		
Load Regulation	± 5%		
Output Ripple Voltage	<400mVp-p		
INPUT RATINGS			
Input Voltage Range	90-266 Vac		
Input Frequency Range	47-63 Hz		
Normal Input Current	0.35 A @100 Vac 0.18 A @200 Vac 0.15 A @242 Vac	0.70 A @100 Vac 0.35 A @200 Vac 0.30 A @242 Vac	1.10 A @100 Vac 0.52 A @200 Vac 0.45 A @242 Vac
Efficiency ¹⁾	86.7% @100 Vac 88.6% @200 Vac 88.6% @242 Vac	88.0% @100 Vac 90.7% @200 Vac 90.7% @242 Vac	87.5% @100 Vac 90.6% @200 Vac 90.6% @242 Vac
Max Inrush Current	25A @ 100Vac and 60A @ 242Vac at cold start		
Power Factor at 100% load	> 0.9 @ full load		
Leakage Current	< 0.7mA		
MECHANICAL			
Casing	Aluminum, Color : Natural		
Dimensions (L x W x H)	200.0 x 60.0 x 34.0 mm		220.0 x 60.0 x 34.0 mm
Unit Weight	0.64 kg		0.72 kg
Cooling System	Convection		
Input Cable	Rubber cable(PNCTF type), Line: Black, Neutral: White, PE: Green/Yellow, cable length 160mm		
Output Cable	Rubber cable(SJOW type), Positive: Red, Negative: Black, cable length 160mm		
ENVIRONMENT			
Ambient Temperature	Operating	-40°C to + 55°C	
	Storage	-40°C to +85°C	
Relative Humidity Operating		10 to 90% RH (Non-Condensing)	

Dimensions Reference 2)



1) 100% Load (typical) and tested after 30 minutes warm up.

2) All parameters are specified at 25°C ambient temperature unless otherwise indicated.

JPVO S24

Features

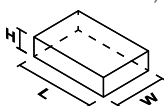


- 24V constant voltage design
- AC input voltage 100/200/242Vac for Japan application
- Meet JIS C 61000-3-2 Class C
- Up to 90% efficiency for 60W, 90W, 150W, 200W and 300W
- Wide operating temperature range
- Multi-channel independent LED operation
- IP67 ingress protection

Specifications

OUTPUT RATINGS		JPVO-150024FA	JPVO-200024FA	JPVO-300024FA
Nominal Output Voltage		24 Vdc		
Output Current Range		0.1 - 6.25 A	0.1 - 4.16 A	0.1 - 6.25 A
Output Channel		1	2	
Max. Output Power		150 W	200 W	300 W
Line Regulation		± 1%		
Load Regulation		± 5%		
Output Ripple Voltage		<400mVp-p		
INPUT RATINGS				
Input Voltage Range		90-266 Vac		
Input Frequency Range		47-63 Hz		
Normal Input Current		1.70 A @100 Vac 0.85 A @200 Vac 0.70 A @242 Vac	2.35 A @100 Vac 1.10 A @200 Vac 0.97 A @242 Vac	3.38 A @100 Vac 1.42 A @200 Vac 1.36 A @242 Vac
Efficiency ¹⁾		87.8% @100 Vac 91.8% @200 Vac 91.8% @242 Vac	87.2% @100 Vac 91.5% @200 Vac 91.5% @242 Vac	89.0% @100 Vac 91.5% @200 Vac 91.5% @242 Vac
Max Inrush Current		25A @ 100Vac and 60A @ 242Vac at cold start	60A @ 100Vac and 120A @ 242Vac at cold start	60A @ 100Vac and 135A @ 242Vac at cold start
Power Factor at 100% load		> 0.9 @ full load		
Leakage Current		< 0.7mA		
MECHANICAL				
Casing		Aluminum, Color : Natural		
Dimensions (L x W x H)		240.0 x 60.0 x 34.0 mm	220.0 x 100.0 x 38.0 mm	280.0 x 100.0 x 38.0 mm
Unit Weight		0.79 kg	1.40 kg	1.80 kg
Cooling System		Convection		
Input Cable		Rubber cable(PNCTF type), Line: Black, Neutral: White, PE: Green/Yellow, cable length 160mm		
Output Cable		Rubber cable(SJOW type), Positive: Red, Negative: Black, cable length 160mm		
ENVIRONMENT				
Ambient Temperature	Operating	-40°C to + 55°C		-40°C to + 40°C
	Storage	-40°C to +85°C		
Relative Humidity Operating		10 to 90% RH (Non-Condensing)		

Dimensions Reference 2)



- 1) 100% Load (typical) and tested after 30 minutes warm up.
- 2) All parameters are specified at 25°C ambient temperature unless otherwise indicated.

ASIA

Delta Electronics, Inc Taipei Headquarters

186 Ruey Kuang Rd., Neihu, Taipei
11491, Taiwan R.O.C.
TEL: +886 2 8797-2088
FAX: +886 2 8797-2120

Delta Electronics, Inc. (Chungli)

3 Tungyuan Rd., Chungli Industrial Zone,
Taoyuan City 32063, Taiwan
TEL: +886 3 452 6107
FAX: +886 3 452 7314

Delta Electronics (Shanghai) Co., Ltd. Headquarters

No.182 Minyu Road, Pudong,
Shanghai P.R.C. 201209
TEL: +86 21 6872 3988
FAX: +86 21 6872 3996

Delta Electronics (Shanghai) Co., Ltd. Beijing Branch

No.7 Building, 6th Courtyard, Beichen East Rd.,
Chaoyang Dist., Beijing, P.R.C. 100105
TEL: +86 10 8225 3225
FAX: +86 10 8225 1360

Delta Electronics (Thailand) Public Co., Ltd.

909 Soi 9, Moo 4, E.P.Z., Bangpoo Industrial
Estate, Tambon Prakasa, Amphur Muang-
samutprakarn, Samutprakarn Province
10280 Thailand.
TEL: +662 709 2800
FAX: +662 709 2827

Delta Electronics (India) Pvt. Ltd.

Plot No. 43 Sector 35, HSIIDC Gurgaon,
PIN 122001, Haryana, India
TEL: +91 124 4874 900
FAX: +91 124 4874 945

Delta Electronics (Japan), Inc.

2-1-14 Minato-ku Shibadaimon,
Tokyo 105-0012, Japan
TEL: +81 3 5733 1111
FAX: +81 3 5733 1211

Delta Electronics (Korea), Inc.

1511, 219, Gasan Digital 1-Ro.,
Geumcheon-gu, Seoul, 08501 South Korea
TEL: +82 2 515 5305
FAX: +82 2 515 5302

Delta Electronics Int'l (Singapore) Pte. Ltd.

4 Kaki Bukit Avenue 1, #05-04,
Singapore 417939
TEL: +65 6747 5155
FAX: +65 6744 9228

AUSTRALIA

Delta Electronics (Australia) Pty. Ltd.

20-21/45 Normanby Road Notting Hill,
VIC 3168, Australia
TEL: +61 3 9543 3720
FAX: +61 3 9544 0606

NORTH AMERICA

Delta Electronics (Americas) Ltd. Americas Headquarters

46101 Fremont Blvd, Fremont,
CA 94538, U.S.A.
TEL: +1 510 668 5100
FAX: +1 510 668 0680

CENTRAL & SOUTH AMERICA

Delta Electronics International Mexico S.A. de C.V.

Av. Gustavo Baz 309 Edificio E Planta Baja,
Col. La Loma, Tlalneantla, Estado de México
C.P. 54030
TEL: +52 1 55 3603 9200

Delta Greentech (Brasil) S.A

Rua Itapeva, 26-3º, andar Edificio Itapeva,
One-Bela Vista 01332-000-São Paulo-SP-Brazil
TEL: +55 11 3530 8663
FAX: +55 11 3530 8658


EUROPE

Delta Electronics (Netherlands) B.V. EMEA Headquarters

Zandsteen 15
2132 MZ Hoofddrop, The Netherlands
TEL: +31 0-20 655-0975
FAX: +31 0-20 655-0999

De Witbogt 20
5652 AG Eindhoven, The Netherlands
TEL: +31 40 800-3800
FAX: +31 40 800-3898

Local Distributor



www.DeltaPSU.com | info@deltapsu.com

Mar 2021 - All information and specifications are subjected to change without prior notice.

© 2021 Delta Electronics, Inc. All Right Reserved.

