

Description

Through innovative technology, this soft and conformable thermal pad is designed to provide high level of thermal performance with minimum pressure on electronic components.



Typical Properties

| Properties | Thermal Pad 21-233 | Test Method |
|------------|--|-------------------|
| Thermal | Thermal Conductivity (W/m-K) | 3 |
| | Continuous Use Temp. (°C) | -55~200 |
| Physical | Color | Grey |
| | Substrate | Silicone |
| | Density (g/cm ³) | 2.50 |
| | Thickness Range (mm) | 0.5~5 |
| | Thickness Tolerance | - |
| | > 1mm | ±10% |
| | <= 1mm | ±0.1mm |
| | Hardness (shore 00) | 40 |
| | Outgassing, %TML | 0.093 |
| | Outgassing, %CVM | 0.027 |
| Electrical | Dielectric Breakdown Voltage (KVAC/mm) | >5 |
| | Dielectric Constant@1MHz | 7.58 |
| | Volume Resistivity (ohm-cm) | >10 ¹³ |
| Regulatory | Flame Rating | V0 |
| | RoHS Compliant | YES |
| | Shelf Life (months) | 24 |

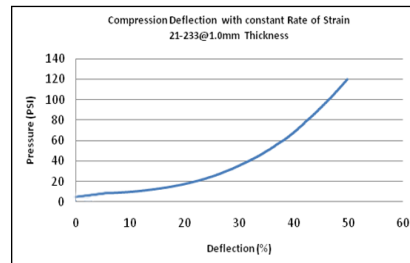
Benefits

- Very Good Thermal Performance
- Good Compression and Elasticity
- Tiny Outgassing
- Designed For Smartphone Industry
- Easy For Installation
- RoHS Compliant

Applications

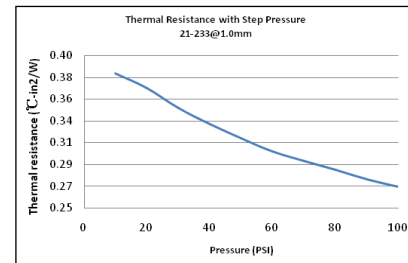
- Memory Modules
- Mass Storage Devices
- Automotive Electronics
- Telecommunication Hardware
- Radios
- Power Electronics
- Set-Top Boxes
- Audio And Video Players
- IT Infrastructure

Compression Deflection



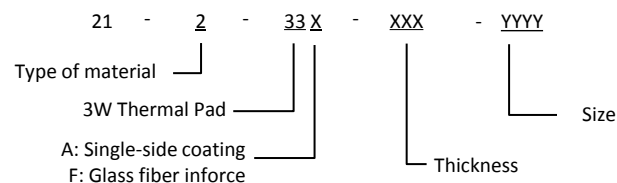
21-233Gap Pad 1.0mm thick;
1 inch² test sample;
Rate of strain = 1.0 mm/min

Thermal Resistance VS Compression



21-233 Gap Pad 1.0mm thick;
1 inch² test sample;
Pressure step = 10psi

Ordering Information



Recommended Compression

20%~30%

Standard Size

16" X 8" (406mmX203mm)

Storage Requirement

Room Temperature Between 20 to 25 degree
R.H. 50%

Disclaimers

- The information provided in this Technical Data Sheet (TDS) including the recommendations for use and application of the product are based on our knowledge and experience of the product as at the issuing date of this TDS. When using our products, no matter what type of equipment they might be used for, be sure to make a written agreement on the specifications with us in advance. The design and specifications in this TDS are subject to change without prior notice.
- Do not use the products beyond the specifications described in this TDS. This TDS explains the typical performance of the products as individual component. Before use, check and evaluate their operations when installed in your products.
- Install the following systems for a failsafe design to ensure safety if these products are to be used in equipment where a defect in these products may cause the loss of human life or other significant damage, such as damage to vehicles (automobile, train, vessel), traffic lights, medical equipment, aerospace equipment, electric heating appliances, combustion/gas equipment, rotating equipment, and disaster/crime prevention equipment.
- The product provided in this TDS compliance with HSF.

