

Cable connector - ST-7EP1N8A8005 - 1624552

Please be informed that the data shown in this PDF Document is generated from our Online Catalog. Please find the complete data in the user's documentation. Our General Terms of Use for Downloads are valid (<http://phoenixcontact.com/download>)



Cable connector, straight, Screw locking, M17, number of positions: 7+PE, type of contact: Pin, Crimp connection, shielded: yes, cable diameter range: 10 mm ... 12.5 mm

The figure shows the 4-pos. (3+PE) product version

Your advantages

- Consistent EMC protection for reliable connection solutions in the industrial environment
- Crimping connection: vibration- and temperature-resistant assembly
- Flexible use: reliably connect various cable diameters
- Molded designs with pre-assembled cables on one or both sides



Key Commercial Data

| | |
|--------------|---------------|
| Packing unit | 1 pc |
| GTIN | |
| GTIN | 4046356622974 |

Technical data

General

| | |
|--|---|
| Note | Order information: Order crimp contacts Ø 1 mm separately |
| Type of locking | Screw locking |
| Direction of rotation of contact chamber numbering | Standard |
| Coding | N |
| Contact connection method | Crimp connection |
| Type of contacts | Pin |
| Number of positions | 8 |
| Contact diameter of power contacts | 1 mm |
| Nominal current per power contact at 25°C | 14 A |
| Contact diameter of signal contacts | 1 mm |
| Conductor entry | 10 mm ... 12.5 mm |

Cable connector - ST-7EP1N8A8005 - 1624552

Technical data

General

| | |
|-----------------------------|------|
| Pg housing screw connection | none |
|-----------------------------|------|

Ambient conditions

| | |
|----------------------|-------------------|
| Ambient temperature | -40 °C ... 125 °C |
| Degree of protection | IP67 |

Specifications according to DIN EN 61984:2001

| | |
|---|--------|
| Installation height max. | 3000 m |
| Nominal / operating voltage of power contacts | 630 V |
| Rated surge voltage of power contacts | 6 kV |
| Overvoltage category of power contacts | III |
| Degree of pollution of power contacts | 3 |

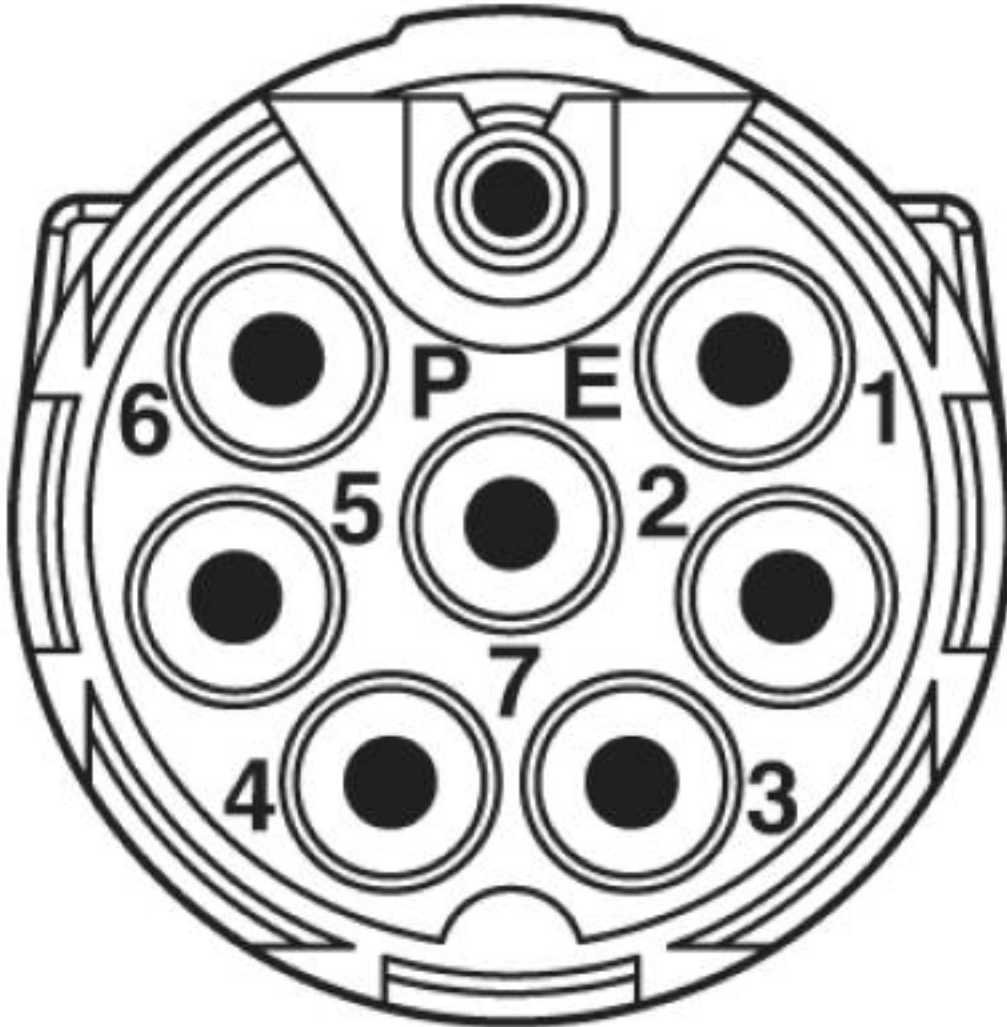
Environmental Product Compliance

| | |
|------------|---|
| | Lead 7439-92-1 |
| China RoHS | Environmentally Friendly Use Period = 50 |
| | For details about hazardous substances go to tab "Downloads", Category "Manufacturer's declaration" |

Drawings

Cable connector - ST-7EP1N8A8005 - 1624552

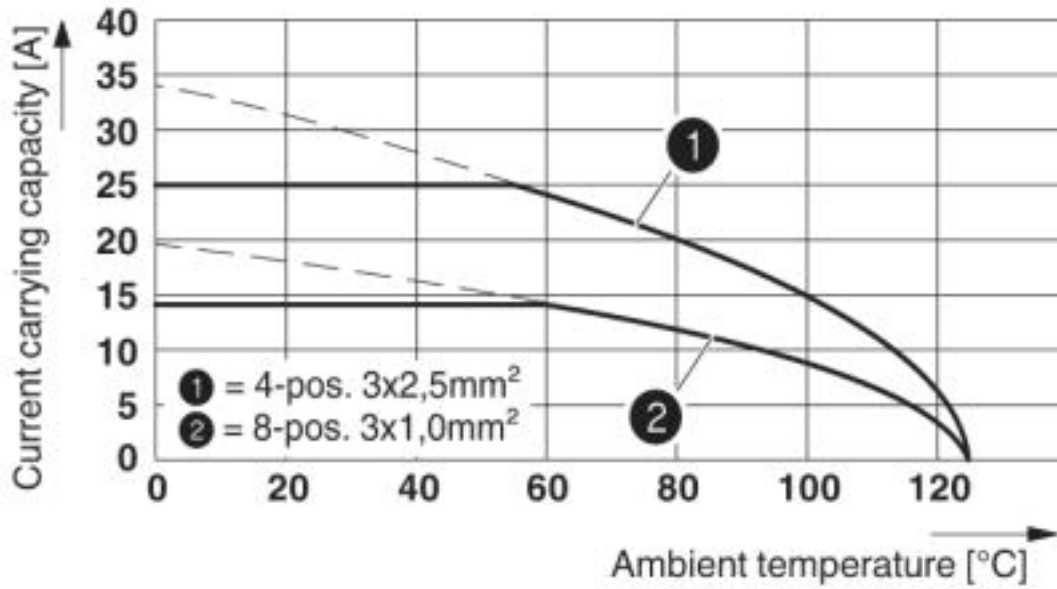
Schematic diagram



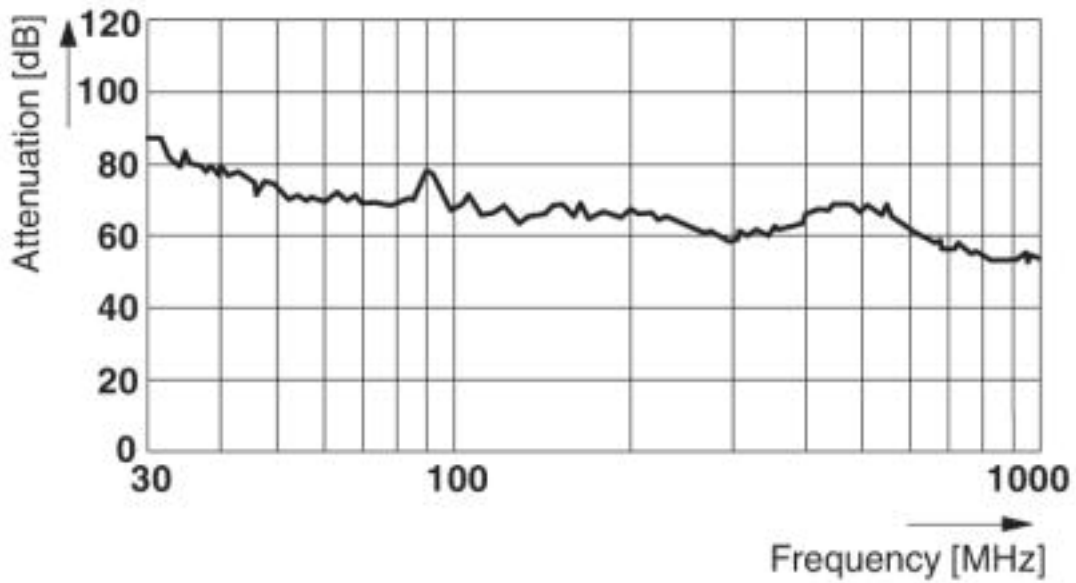
Connector pin assignment

Cable connector - ST-7EP1N8A8005 - 1624552

Diagram

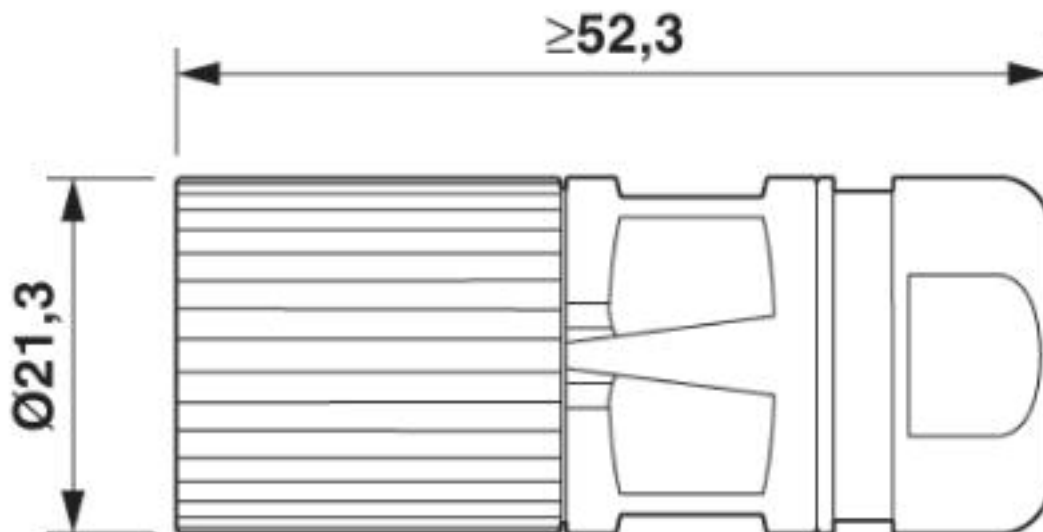


Diagram



Cable connector - ST-7EP1N8A8005 - 1624552

Dimensional drawing



Approvals

Approvals

Approvals

UL Recognized / cUL Recognized / EAC / cULus Recognized

Ex Approvals

Approval details

| | | | |
|----------------------------|-------|---|---------------|
| UL Recognized | | http://database.ul.com/cgi-bin/XYV/template/LISEXT/1FRAME/index.htm | FILE E 335019 |
| Nominal voltage UN | 600 V | | |
| Nominal current IN | 5 A | | |
| mm ² /AWG/kcmil | 18 | | |


| | | | |
|--------------------|-------|---|---------------|
| cUL Recognized | | http://database.ul.com/cgi-bin/XYV/template/LISEXT/1FRAME/index.htm | FILE E 335019 |
| Nominal voltage UN | 600 V | | |
| Nominal current IN | 5 A | | |

Cable connector - ST-7EP1N8A8005 - 1624552

Approvals

| | |
|---------------|----|
| | |
| mm²/AWG/kcmil | 18 |

| | | |
|-----|---|---------|
| EAC |  | B.01742 |
|-----|---|---------|

| | |
|------------------|---|
| cULus Recognized |  |
|------------------|---|

Phoenix Contact 2019 © - all rights reserved
<http://www.phoenixcontact.com>

PHOENIX CONTACT GmbH & Co. KG
Flachsmarktstr. 8
32825 Blomberg
Germany
Tel. +49 5235 300
Fax +49 5235 3 41200
<http://www.phoenixcontact.com>