Copying of this document and giving it to others and the use or communication of the contents thereof, are forbidden without express authority. Offenders are liable to the payment of damages. All rights are reserved in the event of the grant of a patent or the registration of the utility model or design.

Weitergabe sowie Vervielfältigung dieser Unterlage, Verwertung und Mitteilung ihres Inhalts nicht gestattet, soweit nicht ausdrücklich zugestanden. Zuwiderhandlungen verpflichten zu Schadenersatz. Alle Rechte für den Fall der Patenterteilung oder Gebrauchsmuster-Eintragung vorbehalten.

INDUSTRIAL@AMPHENOL
TRUSTED GLOBALLY

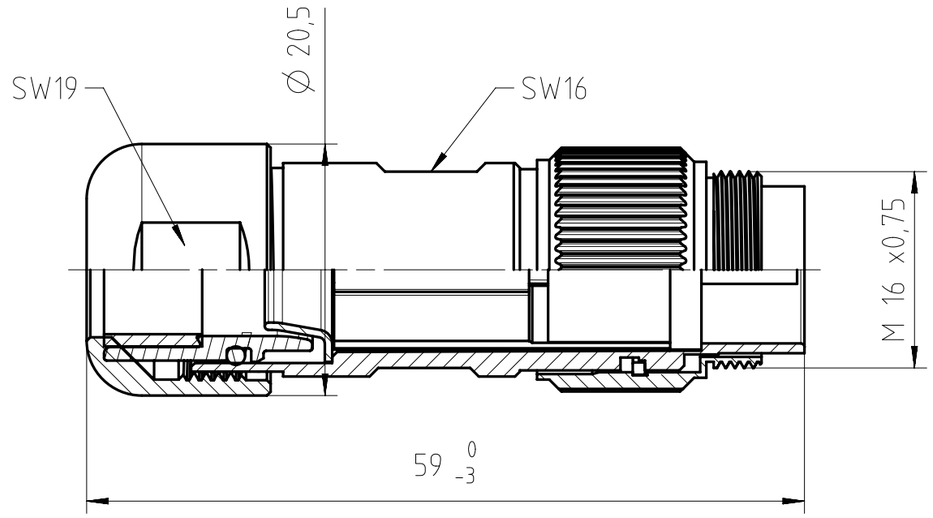

02 Assembly instruction see N 22 091 0022

Number of contacts	Standard	3	4	5	5	6	7	7	8	12	14
Contact arrangement	IEC 61076-2-106	03-a	04-a	05-a	05-b	06-a	07-a	07-b	08-a	12-a	14-a
Rated voltage	IEC 60664-1	150 V		100 V						32 V	
Rated impulse withstand voltage	IEC 60664-1	2500 V		1500 V						800 V	
Pollution degree	IEC 60664-1	3 1)									
Installation category	IEC 60664-1	III									
Insulation group	IEC 60664-1	II									
Current rating	IEC 60512-5-3	10A/+40°C		7A/+40°C						3A/+40°C	
Insulation resistance	IEC 60512-3-1	$>10^{10}$ Ohm 2)									
Contact resistance	IEC 60512-2-1	<5mOhm									
Climatic category	IEC 60668-1	40 / 100 / 21									
Temperatur range		-40°C...+100°C									
IP degree	IEC 60529	IP 68									
Insertion and withdrawal force	IEC 60512-13-2	25N	30N	35N	35N	50N	55N	55N	60N	50N	50N
mechanical operation	IEC 60512-9-1	≥500									
material housing		Zinc die cast, nickel plated									
dielectric material		Thermoplast									
sealing material		Chloroprene									
contacts		silver or gold plated, please order contacts separately acc. to drawing M-N 01 015 00XX X (3-8pol) or M-N 01 010 0158 X (12-14pol)									
termination technique		crimp									
wire gauge		0,09-1,0mm²			0,09-0,75 mm²	0,09-1,0m m²	0,09-0,75mm²			0,09-0,25mm²	
flamability		UL 94 V0									
locking system		metal screw coupling; tightening torque 0,5 - 0,7Nm									

1) under operating conditions $>10^8$ Ohm
2) designed according pollution degree 2, can be used under pollution degree 3 if the rules according IEC 60664-1 are fulfiled

All technical data have been measured in a laboratory environment and can be different during pratical usage of the product. Any product informtion is for descriptive usage only and not legally binding; particulary the information does not constitute or provide any legal guaranties ("Beschaffenheitsgarantie" or " Haltbarkeitsgarantie").
Do not connect or disconnect under load. Metal housing parts shall be securely incoporated to protected ground.

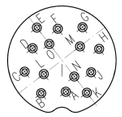	14 (14-a)	C091 11H014 002 4 U
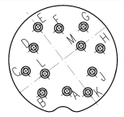	12 (12-a)	C091 11H012 002 4 U
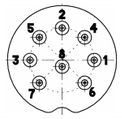	8 (08-a)	C091 11H008 002 4 U
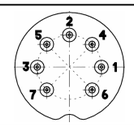	7 (07-b)	C091 11H107 002 4 U
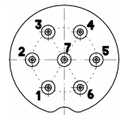	7 (07-a)	C091 11H007 002 4 U
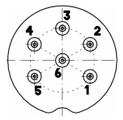	6 (06-a)	C091 11H006 002 4 U
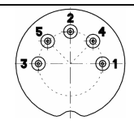	5 (05-b)	C091 11H105 002 4 U
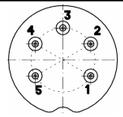	5 (05-a)	C091 11H005 002 4 U
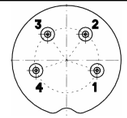	4 (04-a)	C091 11H004 002 4 U
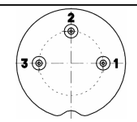	3 (03-a)	C091 11H003 002 4 U
Contact arrangement View on mating side	Number of contacts (Contact arrangement acc. IEC 61076-2-106)	Part number

Gewicht (errechnet) / *Calc WT* : g	Zul. Abw. / *Tolerances* :		Maßstab / *Scale* : 2:1 A3
Prüfmaß / *Testdimension*		DIN / ISO 13715	Material:
Teileindex *Partindexnumber*			Oberfläche:
	2013	Datum / *Date*	Name
	Gez. *Drawn*	17.05.	Carle
	Gepr. *Checked*		i.A.

Index	Änderung / *Description*	Datum / *Date*	Name
02	201300837	04.12.13	IM
01	201300382	02.07.13	Cm

Amphenol-Tuchel Electronics GmbH

male cable connector
for cable diameters 8-10,5

M C091 11HXXX 002 4 U

Blatt / *Sheet* 1 / 1 Bl.

Ers. f. / *Replacement for* :