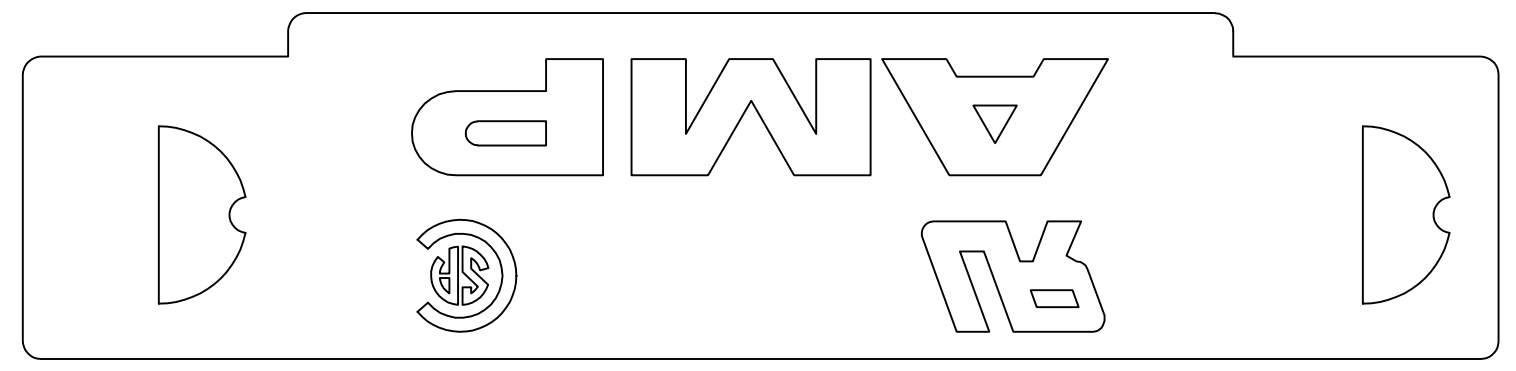
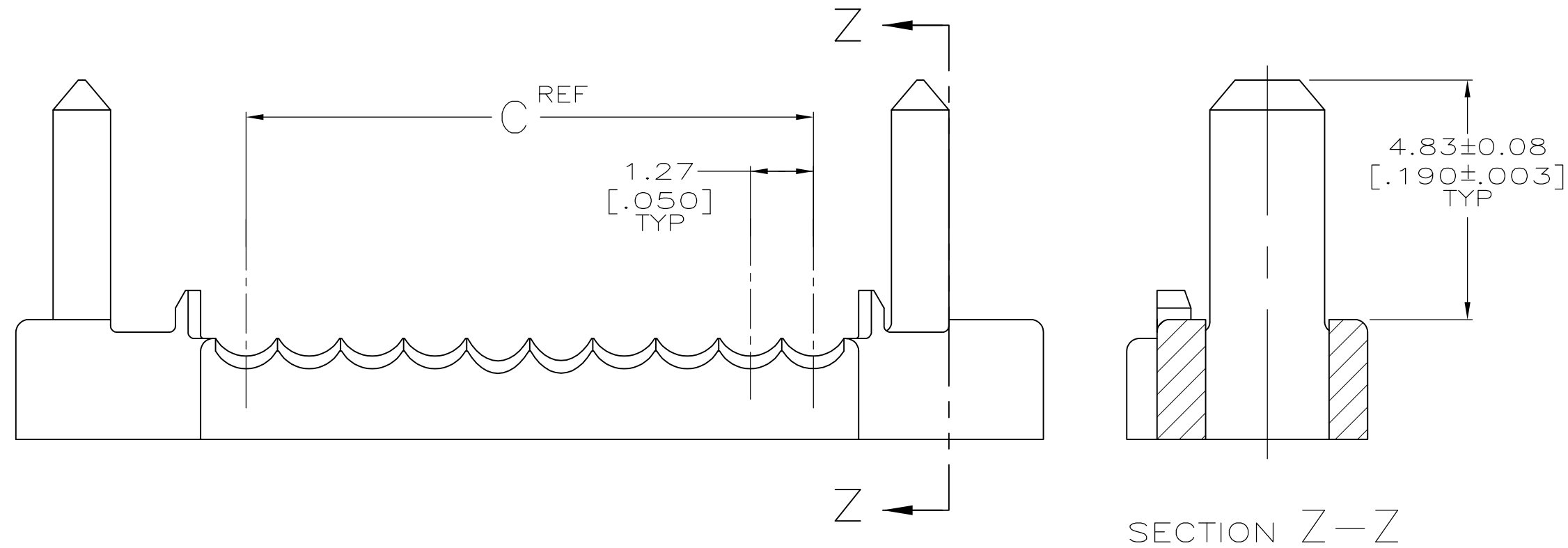
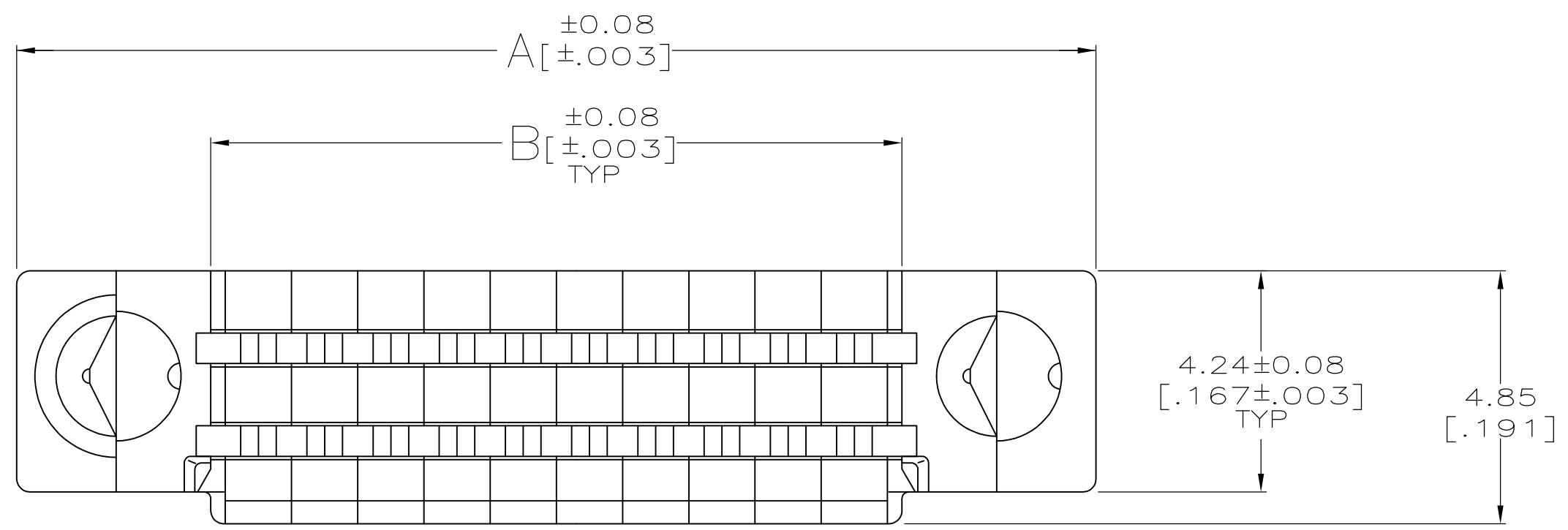


BD	95	P	LTR	DESCRIPTION	DATE	DWN	APVD
		B		REVISED PER ECO-14-018700	17DEC2014	AP	SB



	21.59 [.850]	23.42 [.922]	30.86 [1.215]	36	1-749108-1
	15.24 [.600]	17.07 [.672]	24.51 [.965]	26	1-749108-0
OBSOLETE	74.93 [2.950]	76.76 [3.022]	84.20 [3.315]	120	749108-9
	62.23 [2.450]	64.06 [2.522]	71.50 [2.815]	100	749108-8
	49.53 [1.950]	51.36 [2.022]	58.80 [2.315]	80	749108-7
	41.91 [1.650]	43.74 [1.722]	51.18 [2.015]	68	749108-6
	36.83 [1.450]	38.66 [1.522]	46.10 [1.815]	60	749108-5
	30.48 [1.200]	32.31 [1.272]	39.75 [1.565]	50	749108-4
	24.13 [.950]	25.96 [1.022]	33.40 [1.315]	40	749108-3
	16.51 [.650]	18.34 [.722]	25.78 [1.015]	28	749108-2
	11.43 [.450]	13.26 [.522]	20.70 [.815]	20	749108-1
	C	B	A	NO OF POSN	PART NUMBER

- 1 POLYESTER, UL 94V-0 RATED, BLACK.
- 2 RECOMMENED WIRE: 28 OR 30 AWG SOLID OR 7 STRAIN, 0.74- 0.91 [.029- .036] INSULATION DIAMETER. WIRE MUST BE APPROVED BY TE INC.
- 3 TWO COVERS REQUIRED PER CONNECTOR ASSEMBLY.

THIS DRAWING IS A CONTROLLED DOCUMENT. DWN: C.OBERMAN 10/19/93  
 CHK: R.STONE 10-19-93  
 APVD: R.MIKLINSKI 12-6-93

**STE** TE Connectivity

NAME: R.MIKLINSKI  
 PRODUCT SPEC: 108-1228  
 APPLICATION SPEC: 114-40029

SIZE: A2 CAGE CODE: 00779 DRAWING NO: 749108 RESTRICTED TO: -  
 WEIGHT: -  
 MATERIAL: FINISH: -

CUSTOMER DRAWING SCALE: 10:1 SHEET: 1 of 1 REV: B