



## Raspberry Pi 9 Layers Acrylic Case with Fan (Support Pi 4)

SKU 110991324

This is an acrylic material shell specially designed for the Raspberry Pi 4B. It is a layered stacking design.

The black and white acrylic sheets are stacked to form a perfect shell.

The shell kit also has 4 aluminum heat sinks and a cover.

The ultra-quiet fan helps dissipate heat and has a beautiful appearance, and feels the interesting aspects of the cascading design during the assembly process.

Make your Raspberry Pi shell unique.


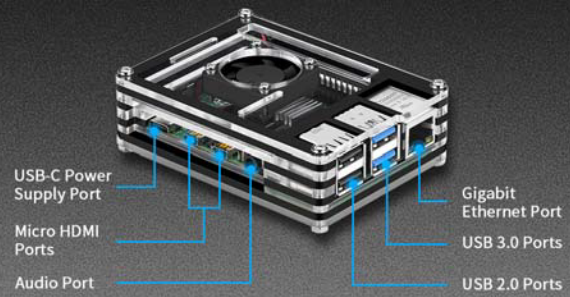
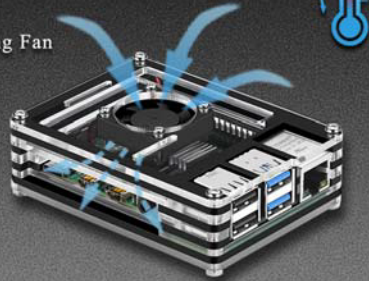
### Features

- Only for Raspberry Pi 4B
- Layered Stacking Design
- Super Quiet Fan
- Easy to assemble
- Aluminum Heat Sinks
- Anti-slipper pads

## Specifications

### DOUBLE COOLING

4×Heatsinks  
1×Quiet Cooling Fan

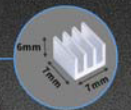


### For Pi 4B

Heat Dissipation  
for CPU SoC



Heat dissipation  
for Ethernet Chip



Heat Dissipation  
for memory



Heat Dissipation  
for USB Chip



## Package Includes



Cooling Fan



Screw Driver




Heatsinks  
for Pi 4B

- 1x Cooling Fan with Screw Set
- 1x Screw Driver
- 4x Heatsinks for Pi 4B
- 1x Acrylic Case with Screw Set

# Assembly Steps

1. Please remove the protective film of acrylic panel !




2. Pick out 4 nuts, 4 small header screws, 4 short standoffs and the bottom acrylic panel !



3. Install 4 pieces of small header screws through the bottom panel and screw 4 short standoffs !



4. Put the Raspberry Pi Board on the acrylic panel as the picture shows and screw 4 nuts !



5. Pick out 4 big header screws and 4 long standoffs! Install 4 pieces of big header screws through the bottom panel and screw 4 long standoffs!




6. Pick the cooling fan, its protective cover, 4 screws and 4 nuts for cooling fan, and the top acrylic panel.



7. Install the cooling fan as the picture shows!




8. Connect the cables of cooling fan to GPIO headers!



9. Make the top panel plug into the long standoffs!



10. Install the screw cap!



## Part List:

- 1 x Cooling Fan with Screw Set
- 1 x Screw Driver
- 4 x Heatsinks for Pi 4B
- 1 x Acrylic Case with Screw Set

## ECCN/HTS

ECCN	ERA99
HSCODE	8414599060
UPC	