



BAV99BRW

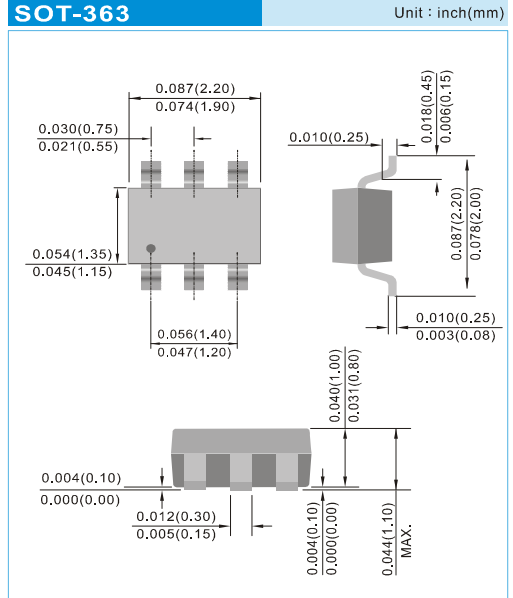
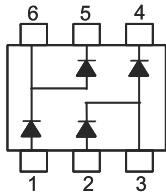
QUAD SURFACE MOUNT SWITCHING DIODE ARRAY

FEATURES

- Fast Switching Speed
- Ultra-Small Surface Mount Package
- For General Purpose Switching Applications
- High Conductance
- Easily Connected As Full-Wave Bridge
- Lead free in compliance with EU RoHS 2011/65/EU directive
- Green molding compound as per IEC61249 Std. . (Halogen Free)

MECHANICAL DATA

- Case : SOT-363, Plastic
- Terminals : Solderable per MIL-STD-750, Method 2026
- Approx. Weight : 0.0002 ounces, 0.006 grams
- Marking : PW



MAXIMUM RATINGS (T_A=25°C unless otherwise specified)

PARAMETER	SYMBOL	VALUE	UNIT
Non-Repetitive Peak Reverse Voltage	V _{RM}	100	V
Peak Repetitive Reverse Voltage	V _R RM	75	V
Working Peak Reverse Voltage	V _R WM		
DC Blocking Voltage	V _R		
RMS Reverse Voltage	V _R (RMS)	53	V
Forward Continuous Current (Note 1)	I _{FM}	300	mA
Average Rectified Output Current (Note 1)	I _O	215	mA
Non-Repetitive Peak Forward Surge Current	I _{FSM}	4 0.7	A
		@ t=1μs @ t=1s	
Power Dissipation (Note 1)	P _D	200	mW
Thermal Resistance Junction to Ambient Air (Note 1)	R _{θJA}	625	°C/W
Operating and Storage Temperature Range	T _J , T _{STG}	-55 to + 150	°C

- Notes :
1. Device mounted on FR-4 PC board with recommended pad layout
 2. Short duration test pulse used to minimize self-heating effect
 3. No Purposefully added lead



BAV99BRW

ELECTRICAL CHARACTERISTICS (T_A=25°C unless otherwise specified)

PARAMETER	TEST CONDITION	SYMBOL	MIN.	MAX.	UNIT
Reverse Breakdown Voltage (Note 2)	I _R =2.5μA	V _{(BR)R}	75	-	V
Forward Voltage	I _F =1mA I _F =10mA I _F =50mA I _F =150mA	V _F	-	0.715 0.855 1 1.25	V
Reverse Current (Note 2)	V _R =75V V _R =75V, T _J =150°C V _R =25V, T _J =150°C V _R =25V	I _R	-	2.5 50 30 0.03	μA μA μA μA
Total Capacitance	V _R =0, f=1MHz	C _T	-	2	pF
Reverse Recovery Time	I _F =I _R =10mA, I _{RR} =0.1xI _R , R _L =100Ω	T _{RR}	-	4	ns

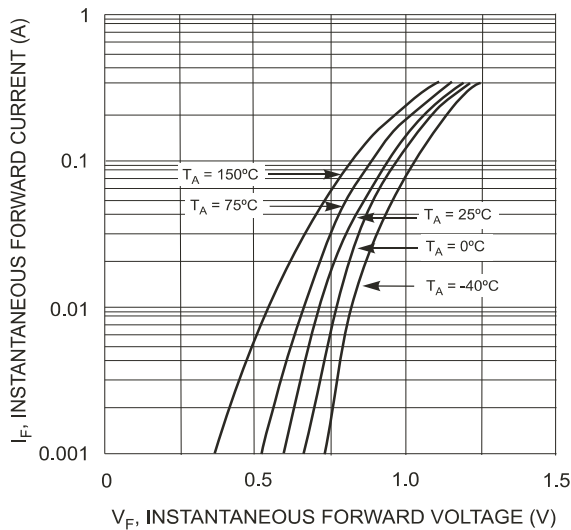


Fig. 1 Forward Characteristics

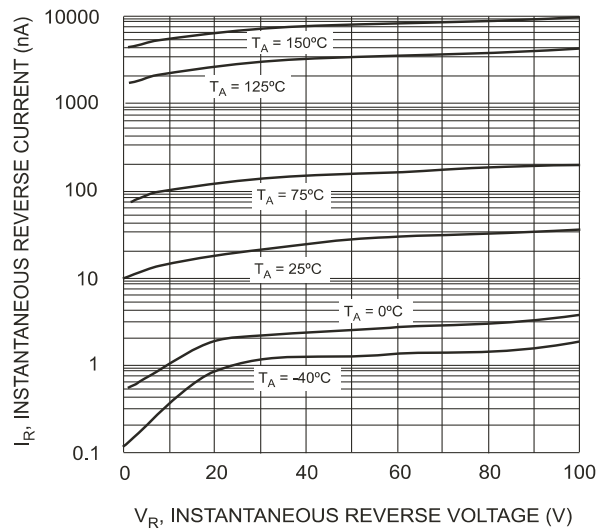


Fig. 2 Typical Reverse Characteristics

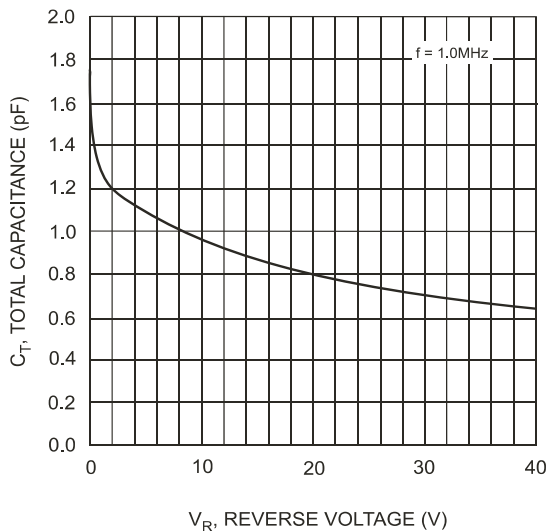


Fig. 3 Typical Capacitance vs. Reverse Voltage

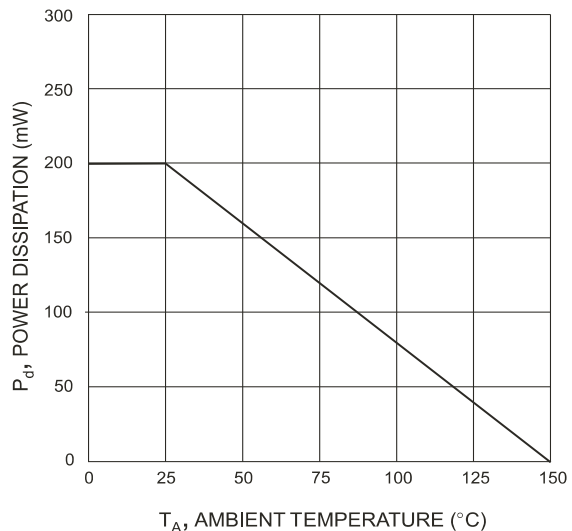


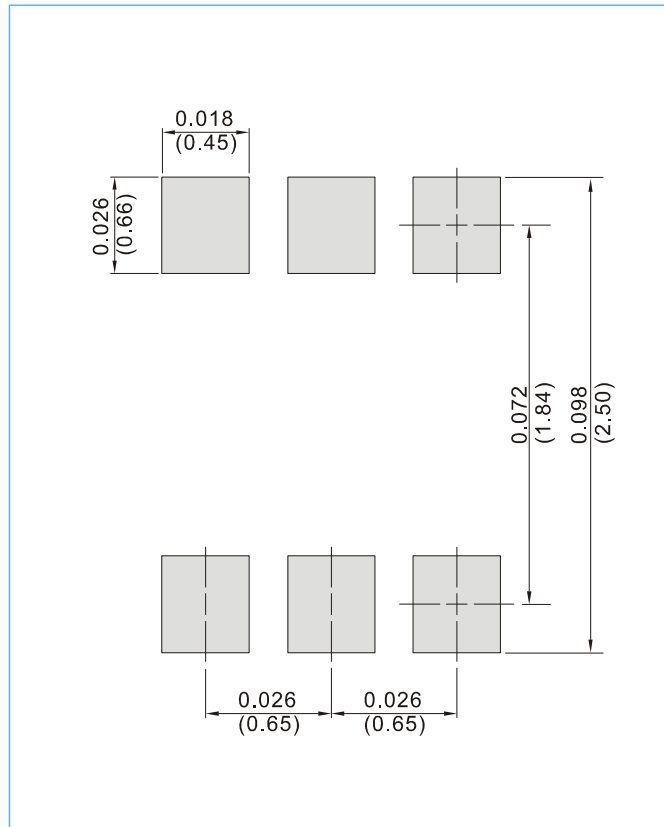
Fig. 4 Power Derating Curve



BAV99BRW

MOUNTING PAD LAYOUT

SOT-363 Unit : inch(mm)



ORDER INFORMATION

- Packing information
T/R - 10K per 13" plastic Reel
T/R - 3K per 7" plastic Reel



BAV99BRW

Part No_packing code_Version

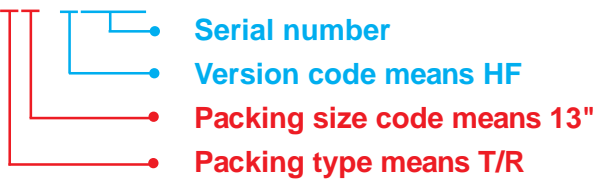
BAV99BRW_R1_00001

BAV99BRW_R2_00001

For example :

RB500V-40_R2_00001

Part No.



Packing Code XX				Version Code XXXXX		
Packing type	1 st Code	Packing size code	2 nd Code	HF or RoHS	1 st Code	2 nd ~5 th Code
Tape and Ammunition Box (T/B)	A	N/A	0	HF	0	serial number
Tape and Reel (T/R)	R	7"	1	RoHS	1	serial number
Bulk Packing (B/P)	B	13"	2			
Tube Packing (T/P)	T	26mm	X			
Tape and Reel (Right Oriented) (TRR)	S	52mm	Y			
Tape and Reel (Left Oriented) (TRL)	L	PANASERT T/B CATHODE UP (PBCU)	U			
FORMING	F	PANASERT T/B CATHODE DOWN (PBCD)	D			



BAV99BRW

Disclaimer

- Reproducing and modifying information of the document is prohibited without permission from Panjit International Inc..
- Panjit International Inc. reserves the rights to make changes of the content herein the document anytime without notification. Please refer to our website for the latest document.
- Panjit International Inc. disclaims any and all liability arising out of the application or use of any product including damages incidentally and consequentially occurred.
- Panjit International Inc. does not assume any and all implied warranties, including warranties of fitness for particular purpose, non-infringement and merchantability.
- Applications shown on the herein document are examples of standard use and operation. Customers are responsible in comprehending the suitable use in particular applications. Panjit International Inc. makes no representation or warranty that such applications will be suitable for the specified use without further testing or modification.
- The products shown herein are not designed and authorized for equipments requiring high level of reliability or relating to human life and for any applications concerning life-saving or life-sustaining, such as medical instruments, transportation equipment, aerospace machinery et cetera. Customers using or selling these products for use in such applications do so at their own risk and agree to fully indemnify Panjit International Inc. for any damages resulting from such improper use or sale.
- Since Panjit uses lot number as the tracking base, please provide the lot number for tracking when complaining.