

Data sheet | Item number: 811-414

2-conductor fuse holder ; for Class CC cylindrical fuses; 1-pole; with blown fuse indication; 24 VDC; for DIN-rail 35 x 15 and 35 x 7.5; 16 mm²; CAGE CLAMP®; 16,00 mm²; light gray



www.wago.com/811-414



Data

Notes

Safety information

The fuse holder must not be opened under load.

Electrical data

Ratings per IEC/EN

Ratings per	IEC/HD 60269-2
Ratings (note)	Electrical ratings are specified in the technical data of both fuse terminal block and fuse. When selecting glass cartridge fuses, make sure that the listed power loss is not exceeded.
Nominal voltage (III/3)	24 V
Rated current	30 A

Ratings per UL 1059

Approvals per	UL 4248-19
Rated voltage (UL)	24 V

Subject to changes. Please also observe the further product documentation!

WAGO GmbH & Co. KG
Hansastr. 27
32423 Minden
Phone: +49571 887-0 | Fax: +49571 887-169
Email: info.de@wago.com | Web: www.wago.com

Do you have any questions about our products?
We are always happy to take your call at +49 (571) 887-44222.



Rated current (UL)	30 A
--------------------	------

Ratings per CSA

Approvals per	CSA 22.2
Rated current (CSA)	30 A
Rated voltage (CSA)	24 V

Power loss

Power loss P_I max. overload and short-circuit protection (individual arrangement)	3 W
Power loss P_I max. overload and short-circuit protection (group arrangement)	3 W
Power loss P_I max. short-circuit protection (individual arrangement)	3 W
Power loss P_I max. short-circuit protection (group arrangement)	3 W

General

Voltage type 1	AC
Fuse receptacle	pluggable
Fuse type	Cylindrical fuse; 10 x 38 mm; Class CC

Connection data

Connection points	2
Total number of potentials	1
Number of levels	1

Connection 1

Connection technology	CAGE CLAMP®
Actuation type	Operating tool
Connectable conductor materials	Copper
Solid conductor	2.5 ... 16 mm ² / 14 ... 6 AWG
Fine-stranded conductor	2.5 ... 16 mm ² / 16 ... 6 AWG
Strip length	12 ... 13 mm / 0.47 ... 0.51 inches
Pole number	1
Wiring direction	Side-entry wiring

Subject to changes. Please also observe the further product documentation!



Physical data

Width	17.5 mm / 0.689 inches
Height	105 mm / 4.134 inches
Depth from upper-edge of DIN-rail	55 mm / 2.165 inches

Mechanical Data

Mounting type	DIN-35 rail
Mounting (note)	The fixed foot of the fuse terminal block must face upwards so that the fuse cannot fall out.

Material Data

Note (material data)	Information on material specifications can be found here
Color	light gray
Material group	I
Insulation material	Polyamide (PA66)
Flammability class per UL94	V0
Weight	1.1 g

Environmental requirements

Processing temperature	-35 ... +85 °C
Continuous operating temperature	-35 ... +85 °C

Commercial data

Product Group	1 (Rail Mounted Terminal Blocks)
eCl@ss 10.0	27-14-11-16
eCl@ss 9.0	27-14-11-16
ETIM 8.0	EC002705
ETIM 7.0	EC002705
PU (SPU)	12 (1) pcs
Packaging type	box
GTIN	4050821508304


Environmental Product Compliance

RoHS Compliance Status	Compliant, No Exemption
------------------------	-------------------------

Subject to changes. Please also observe the further product documentation!

Approvals / Certificates

Declarations of conformity and manufacturer's declarations

Logo	Approval	Additional Approval Text	Certificate name
	EU-Declaration of Conformity WAGO GmbH & Co. KG	-	-

Optional accessories

Marking accessories

Marker carrier



Item no.: 285-442
Adaptor; gray

www.wago.com/285-442

Label



Item no.: 210-705/000-002
Labels; for TP printers; permanent adhesive; 6 x 15 mm; yellow

www.wago.com/210-705/000-002



Item no.: 210-706
Labels; for TP printers; permanent adhesive; 9 x 15 mm; white

www.wago.com/210-706



Item no.: 210-706/000-002
Labels; for TP printers; permanent adhesive; 9 x 15 mm; yellow

www.wago.com/210-706/000-002



Item no.: 210-705
Labels; for TP printers; permanent adhesive; 6 x 15 mm; white

www.wago.com/210-705



Item no.: 210-805
Labels; for Smart Printer; permanent adhesive; 6 x 15 mm; white

www.wago.com/210-805



Item no.: 210-805/000-002
Labels; for Smart Printer; permanent adhesive; 6 x 15 mm; yellow

www.wago.com/210-805/000-002



Item no.: 210-806/000-002
Labels; for Smart Printer; permanent adhesive; 9 x 15 mm; yellow

www.wago.com/210-806/000-002















Item no.: 210-806
Labels; for Smart Printer; permanent adhesive; 9 x 15 mm; white

www.wago.com/210-806

Marker

Subject to changes. Please also observe the further product documentation!

	Item no.: 2009-115/000-002 WMB-Inline; for Smart Printer; 1500 pieces on roll; stretchable 5 - 5.2 mm; plain; snap-on type; yellow	www.wago.com/2009-115/000-002
	Item no.: 2009-115/000-007 WMB-Inline; for Smart Printer; 1500 pieces on roll; stretchable 5 - 5.2 mm; plain; snap-on type; gray	www.wago.com/2009-115/000-007
	Item no.: 2009-115/000-017 WMB-Inline; for Smart Printer; 1500 pieces on roll; stretchable 5 - 5.2 mm; plain; snap-on type; light green	www.wago.com/2009-115/000-017
	Item no.: 2009-115/000-023 WMB-Inline; for Smart Printer; 1500 pieces on roll; stretchable 5 - 5.2 mm; plain; snap-on type; green	www.wago.com/2009-115/000-023
	Item no.: 2009-115/000-024 WMB-Inline; for Smart Printer; 1500 pieces on roll; stretchable 5 - 5.2 mm; plain; snap-on type; violet	www.wago.com/2009-115/000-024
	Item no.: 2009-115 WMB-Inline; for Smart Printer; 1500 pieces on roll; stretchable 5 - 5.2 mm; plain; snap-on type; white	www.wago.com/2009-115
	Item no.: 793-5501/000-007 WMB marking card; as card; for terminal block width 5 - 17.5 mm; stretchable 5 - 5.2 mm; plain; snap-on type; gray	www.wago.com/793-5501/000-007
	Item no.: 793-5501/000-012 WMB marking card; as card; for terminal block width 5 - 17.5 mm; stretchable 5 - 5.2 mm; plain; snap-on type; orange	www.wago.com/793-5501/000-012
	Item no.: 793-5501/000-014 WMB marking card; as card; for terminal block width 5 - 17.5 mm; stretchable 5 - 5.2 mm; plain; snap-on type; brown	www.wago.com/793-5501/000-014
	Item no.: 793-5501/000-017 WMB marking card; as card; for terminal block width 5 - 17.5 mm; stretchable 5 - 5.2 mm; plain; snap-on type; light green	www.wago.com/793-5501/000-017
	Item no.: 793-5501/000-023 WMB marking card; as card; for terminal block width 5 - 17.5 mm; stretchable 5 - 5.2 mm; plain; snap-on type; green	www.wago.com/793-5501/000-023
	Item no.: 793-5501/000-024 WMB marking card; as card; for terminal block width 5 - 17.5 mm; stretchable 5 - 5.2 mm; plain; snap-on type; violet	www.wago.com/793-5501/000-024

Subject to changes. Please also observe the further product documentation!



Item no.: 793-501/000-002
WMB marking card; as card; not stretchable; plain; snap-on type; yellow

www.wago.com/793-501/000-002



Item no.: 793-501/000-007
WMB marking card; as card; not stretchable; plain; snap-on type; gray

www.wago.com/793-501/000-007



Item no.: 793-501/000-017
WMB marking card; as card; not stretchable; plain; snap-on type; light green

www.wago.com/793-501/000-017



Item no.: 793-501/000-012
WMB marking card; as card; not stretchable; plain; snap-on type; orange

www.wago.com/793-501/000-012



Item no.: 793-501/000-023
WMB marking card; as card; not stretchable; plain; snap-on type; green

www.wago.com/793-501/000-023



Item no.: 793-501/000-006
WMB marking card; as card; not stretchable; plain; snap-on type; blue

www.wago.com/793-501/000-006



Item no.: 793-501/000-005
WMB marking card; as card; not stretchable; plain; snap-on type; red

www.wago.com/793-501/000-005



Item no.: 793-501
WMB marking card; as card; not stretchable; plain; snap-on type; white

www.wago.com/793-501



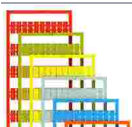
Item no.: 793-501/000-024
WMB marking card; as card; not stretchable; plain; snap-on type; violet

www.wago.com/793-501/000-024



Item no.: 793-5501/000-005
WMB marking card; as card; for terminal block width 5 - 17.5 mm; stretchable 5 - 5.2 mm; plain; snap-on type; red

www.wago.com/793-5501/000-005



Item no.: 793-5501/000-002
WMB marking card; as card; for terminal block width 5 - 17.5 mm; stretchable 5 - 5.2 mm; plain; snap-on type; yellow

www.wago.com/793-5501/000-002

Subject to changes. Please also observe the further product documentation!



Item no.: 793-5501/000-006

WMB marking card; as card; for terminal block width 5 - 17.5 mm; stretchable 5 - 5.2 mm; plain; snap-on type; blue www.wago.com/793-5501/000-006



Item no.: 793-5501

WMB marking card; as card; for terminal block width 5 - 17.5 mm; stretchable 5 - 5.2 mm; plain; snap-on type; white www.wago.com/793-5501/000-006



Item no.: 2009-115/000-012

WMB-Inline; for Smart Printer; 1500 pieces on roll; stretchable 5 - 5.2 mm; plain; snap-on type; orange www.wago.com/2009-115/000-012



Item no.: 2009-115/000-006

WMB-Inline; for Smart Printer; 1500 pieces on roll; stretchable 5 - 5.2 mm; plain; snap-on type; blue www.wago.com/2009-115/000-006



Item no.: 2009-115/000-005

WMB-Inline; for Smart Printer; 1500 pieces on roll; stretchable 5 - 5.2 mm; plain; snap-on type; red www.wago.com/2009-115/000-005

Testing and measuring

Testing accessories



Item no.: 206-912

WAGO Test Probes; 2 mm Ø; 1000 V; CAT IV; 10 A www.wago.com/206-912

Mounting

Locking system



Item no.: 811-612

Coupling kit; for 12 poles; red www.wago.com/811-612

Jumpers

Jumper



Item no.: 811-479

Jumper; 9-way; insulated; light gray www.wago.com/811-479



Item no.: 811-481

Jumper; 11-way; insulated; light gray www.wago.com/811-481



Item no.: 811-480

Jumper; 10-way; insulated; light gray www.wago.com/811-480



Item no.: 811-474

Jumper; 4-way; insulated; light gray www.wago.com/811-474



Item no.: 811-476

Jumper; 6-way; insulated; light gray www.wago.com/811-476

Subject to changes. Please also observe the further product documentation!

WAGO GmbH & Co. KG

Hansastr. 27















32423 Minden

Phone: +49571 887-0 | Fax: +49571 887-169

Email: info.de@wago.com | Web: www.wago.com

Do you have any questions about our products?

We are always happy to take your call at +49 (571) 887-44222.

	Item no.: 811-478 Jumper; 8-way; insulated; light gray	www.wago.com/811-478
	Item no.: 811-477 Jumper; 7-way; insulated; light gray	www.wago.com/811-477
	Item no.: 811-475 Jumper; 5-way; insulated; light gray	www.wago.com/811-475
	Item no.: 811-472 Jumper; 2-way; insulated; light gray	www.wago.com/811-472
	Item no.: 811-473 Jumper; 2-way; insulated; light gray	www.wago.com/811-473
	Item no.: 811-482 Jumper; 12-way; insulated; light gray	www.wago.com/811-482
Supply module		
Supply module		
	Item no.: 811-471 Supply module; 35 mm ² ; for 811 Series Fuse Terminal Blocks; SCREW CLAMP CONNECTION; 35,00 mm ² ; light gray	www.wago.com/811-471
Ferrule		
Ferrule		
	Item no.: 216-108 Ferrule; Sleeve for 6 mm ² / AWG 10; uninsulated; electro-tin plated; silver-colored	www.wago.com/216-108
	Item no.: 216-109 Ferrule; Sleeve for 10 mm ² / AWG 8; uninsulated; electro-tin plated	www.wago.com/216-109
	Item no.: 216-206 Ferrule; Sleeve for 2.5 mm ² / AWG 14; insulated; electro-tin plated; blue	www.wago.com/216-206
	Item no.: 216-207 Ferrule; Sleeve for 4 mm ² / AWG 12; insulated; electro-tin plated; gray	www.wago.com/216-207
	Item no.: 216-209 Ferrule; Sleeve for 10 mm ² / AWG 8; insulated; electro-tin plated; red	www.wago.com/216-209
	Item no.: 216-208 Ferrule; Sleeve for 6 mm ² / AWG 10; insulated; electro-tin plated; electrolytic copper; gastight crimped; acc. to DIN 46228, Part 4/09.90; yellow	www.wago.com/216-208
	Item no.: 216-547 Twin ferrule only for 811 series; Sleeve for 2 x 6 mm / AWG 10; insulated; Nominal current 63 A; yellow	www.wago.com/216-547

Subject to changes. Please also observe the further product documentation!



Item no.: 216-546

Twin ferrule only for 811 series; Sleeve for 2 x 4 mm / AWG 12; insulated; Nominal current 63 A; gray

www.wago.com/216-546



Item no.: 216-545

Twin ferrule only for 811 series; Sleeve for 2 x 2.5 mm / AWG 14; insulated; Nominal current 63 A; blue

www.wago.com/216-545

Downloads

Documentation

Bid Text

811-414 X81 - Datei	2019 Feb 19	xml 3.6 kB	Download
------------------------	-------------	---------------	----------

811-414 doc - Datei	2017 Mar 14	doc 25.6 kB	Download
------------------------	-------------	----------------	----------

Additional Information

Technical Section Technical explanations		pdf 2.2 MB	Download
---	--	---------------	----------

CAD/CAE-Data

CAE data

EPLAN Data Portal 811-414	URL	Download
---------------------------	-----	----------

ZUKEN Portal 811-414	URL	Download
----------------------	-----	----------

WSCAD Universe 811-414	URL	Download
------------------------	-----	----------

CAD data

2D/3D Models 811-414	URL	Download
----------------------	-----	----------

Environmental Product Compliance

Compliance Search

Environmental Product Compliance 811-414	URL	Download
--	-----	----------

Subject to changes. Please also observe the further product documentation!


2-conductor fuse holder ; for Class CC cylindrical fuses; 1-pole; with blown fuse indication; 24 VDC; for DIN-rail 35 x 15 and 35 x 7.5; 16 mm²; CAGE CLAMP®; 16,00 mm²; light gray

Installation Notes

Installation



Creating a 2- or 3-pole fuse terminal block via coupling kit.




Removing a terminal block from the DIN-rail.

Conductor termination



Open and close lever via operating tool.



CAGE CLAMP® connection

Inserting a conductor.


Opening the clamping unit via integrated lever.

Subject to changes. Please also observe the further product documentation!




Terminating ferruled conductors up to 10 mm² (8 AWG).

Commoning




Jumper bar for quick and convenient commoning




Inserting a fuse.

Marking

Subject to changes. Please also observe the further product documentation!



WMB marker slot for convenient identification



Marker carriers (285-442) for continuous marking strips

Subject to changes. Please also observe the further product documentation!

WAGO GmbH & Co. KG
Hansastr. 27
32423 Minden
Phone: +49571 887-0 | Fax: +49571 887-169
Email: info.de@wago.com | Web: www.wago.com

Do you have any questions about our products?
We are always happy to take your call at +49 (571) 887-44222.