

Data sheet | Item number: 879-3000

Energy meter (MID); for direct connection; 65A; 3x230/400V; 50Hz; Modbus® and M-Bus; 2 x S0 interface; 4PU



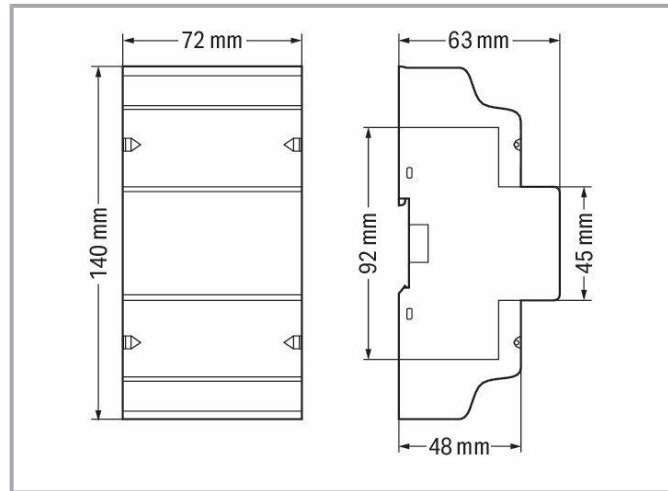
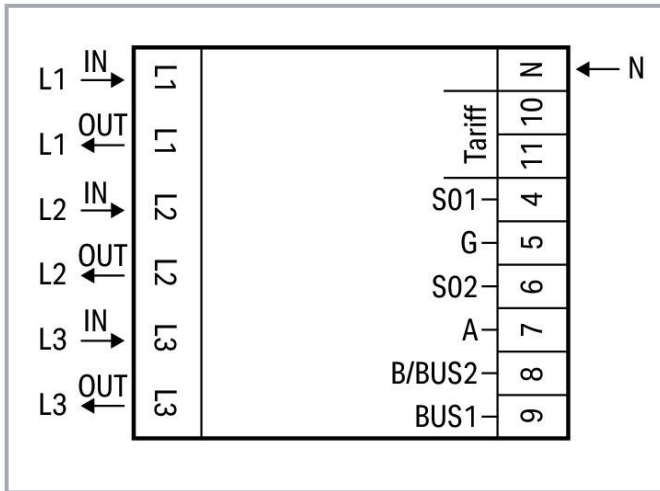
www.wago.com/879-3000



Subject to changes. Please also observe the further product documentation!

WAGO GmbH & Co. KG
Hansastr. 27
32423 Minden
Phone: +49571 887-0 | Fax: +49571 887-169
Email: info.de@wago.com | Web: www.wago.com

Do you have any questions about our products?
We are always happy to take your call at +49 (571) 887-44222.



Conductor cross-section	Primary rated current	Ambient operating temperature		
		40 °C	55 °C	70 °C
4 mm ² (Fine-stranded conductor)	15 A			X
	25 A		X	
	30 A	X		
4 mm ² (Fine-stranded conductor; with insulated ferrule)	17 A			X
	27 A		X	
	32 A	X		
6 mm ² (Fine-stranded conductor)	25 A			X
	37 A		X	
	41 A	X		
6 mm ² (Fine-stranded conductor; with insulated ferrule)	27 A			X
	39 A		X	
	41 A	X		
10 mm ² (Fine-stranded conductor)	30 A			X
	40 A		X	
	55 A	X		
10 mm ² (Fine-stranded conductor; with insulated ferrule)	30 A			X
	45 A		X	
	55 A	X		
16 mm ² (Fine-stranded conductor)	35 A			X
	50 A		X	
	65 A	X		
16 mm ² (Fine-stranded conductor; with insulated ferrule)	35 A			X
	55 A		X	
	65 A	X		
25 mm ² (Fine-stranded conductor)	65 A			X
	45 A		X	

Item description

Short description:

Crucial for trimming costs, comprehensive energy measurement is necessary to optimize energy consumption. WAGO's portfolio now has new energy meters that simplify this task while offering several key advantages. They use push-in connection technology with a lever, making them connect quickly and easily. The devices have a width of just 72 mm for direct measurement. These slim profiles save a tremendous amount of control cabinet space. In addition to the values for active and reactive energy, the energy meters also record the mains frequency, as well as

Subject to changes. Please also observe the further product documentation!

current, voltage and power for all phases. And the user can conveniently scan all of these energy characteristics at a glance on a large, illuminated display.

Features:

- Push-in CAGE CLAMP® and lever save time at every stage
- Real space savings: 72 mm wide (4PU)
- Measurement of supply and purchase
- Energy measurement in four tariffs
- The communications pro: M-Bus/Modbus® interface and two S0 pulse outputs
- Full transparency at a glance: display energy quality characteristics on an illuminated full-format display
- Intuitive configuration: touch-sensitive controls and configuration app via *Bluetooth*®

Data

Technical data

Configuration

Configuration options

Touch-sensitive controls

Configuration app via *Bluetooth*®

Input

Input signal type	Voltage Current
Network configuration	Two-wire, three-wire and four-wire networks
Nominal input voltage $U_{i\text{nom}}$	3 x AC 230 ... 400 V
Input voltage range	±20 %
Reference current I_{ref}	5 A
Input current I_i	≤ 65 A
Frequency range	45 ... 60 Hz

Communication

Communication	Modbus® M-Bus <i>Bluetooth</i> ®
Interface	RS-485 (2-wire); 2x S0 interfaces (configurable)
Rate control input	230 VAC
Indicators	LCD with backlight

Subject to changes. Please also observe the further product documentation!

WAGO GmbH & Co. KG

Hansastr. 27

32423 Minden

Phone: +49571 887-0 | Fax: +49571 887-169

Email: info.de@wago.com | Web: www.wago.com

Do you have any questions about our products?

We are always happy to take your call at +49 (571) 887-44222.



Signal Processing

Measured variables (calculated)	Active and reactive energy in supply and reference direction
Measurement type (load profile)	No

Measurement Error

Accuracy class	Class B (= 1 % error); Active energy per EN 50470-3
Calibration validity period	8 years

Supply

Power supply type	Via measurement circuit
Power consumption P_{\max} (phase; active power)	2 W
Power consumption P_{\max} (phase; apparent power)	10 VA

Safety and protection

Dielectric strength	4 kV; 1 min
Impulse withstand voltage (1.2/50 μ s)	6 kV
Pollution degree	2
Protection type	IP51 / IP20; IP51 (front side); IP20 (connection)
Protection class	II

Connection data

Connection type 1	Voltage/current
Connection technology	Push-in CAGE CLAMP®
WAGO connector	WAGO 2616 Series
Actuation type	Lever
Solid conductor	0.75 ... 16 mm ² / 18 ... 4 AWG
Fine-stranded conductor	0.75 ... 25 mm ² / 18 ... 4 AWG
Fine-stranded conductor; with insulated ferrule	0.75 ... 16 mm ²
Fine-stranded conductor; with uninsulated ferrule	0.75 ... 16 mm ²
Strip length	18 ... 20 mm / 0.71 ... 0.79 inches
Connection type 2	Communication/rate control input
Connection technology 2	Push-in CAGE CLAMP®
WAGO connector 2	WAGO 2604 Series
Actuation type 2	Lever

Subject to changes. Please also observe the further product documentation!



Solid conductor 2	0.2 ... 4 mm ² / 24 ... 12 AWG
Fine-stranded conductor 2	0.2 ... 4 mm ² / 24 ... 12 AWG
Fine-stranded conductor; with insulated ferrule 2	0.25 ... 2.5 mm ²
Strip length 2	9 ... 11 mm / 0.35 ... 0.43 inches

Physical data

Width	72 mm / 2.835 inches
Height	140 mm / 5.512 inches
Depth	63 mm / 2.48 inches
Note (dimensions)	Height without cover: 92 mm

Mechanical Data

Mounting type	DIN-35 rail
---------------	-------------

Material Data

Housing material	PC 940A
Weight	280 g

Environmental requirements

Ambient temperature (operation)	-40 ... +70 °C
Relative humidity	≤ 75% (during storage ≤ 95 %)

Standards and specifications

Conformity marking	CE
Standards/specifications	EN 50470-1/3 MID-compliant

Commercial data

ETIM 8.0	EC002048
ETIM 7.0	EC002048
PU (SPU)	1 pcs
Country of origin	CN
GTIN	4066966125405
Customs tariff number	90283019000

Subject to changes. Please also observe the further product documentation!



Environmental Product Compliance

RoHS Compliance Status

Compliant, No Exemption

Approvals / Certificates

Declarations of conformity and manufacturer's declarations

Logo	Approval	Additional Approval Text	Certificate name
	EU-Declaration of Conformity WAGO GmbH & Co. KG	-	-
	UK-Declaration of Conformity WAGO GmbH & Co. KG	-	-

Downloads

Documentation

Manual			
Product Manual WAGO Energy Meters (MID) 4PS / 4PU / 2PU CT	V 1.7 2023 Mar 31	pdf 4.1 MB	Download

Bid Text

879-3000 X81 - Datei		xml 6.8 kB	Download
879-3000 docx - Datei		docx 26.0 kB	Download
ausschreiben.de 879-3000		URL	Download

Instruction Leaflet

Energy consumption meter	V 1.15 2022 Feb 16	pdf 956.8 kB	Download
--------------------------	-----------------------	-----------------	----------

Application Notes

Subject to changes. Please also observe the further product documentation!

WAGO GmbH & Co. KG
Hansastr. 27
32423 Minden
Phone: +49571 887-0 | Fax: +49571 887-169
Email: info.de@wago.com | Web: www.wago.com

Do you have any questions about our products?
We are always happy to take your call at +49 (571) 887-44222.



Application Note e!COCKPIT

e!COCKPIT Application Note WagoAppPowerMeasurement	2021-11-08	pdf	Download
This Application Note describes the use of the library WagoAppPowerMeasurement under different boundary conditions.	2021 Dec 6	953.0 kB	

Libraries

e!COCKPIT libraries

e!COCKPIT Library Description WagoAppPowerMeasurement	1.7.4.0	pdf	Download
	2021 May 25	1.4 MB	

CAD/CAE-Data

CAD data

2D/3D Models 879-3000		URL	Download
-----------------------	--	-----	----------

CAE data

ZUKEN Portal 879-3000		URL	Download
-----------------------	--	-----	----------

EPLAN Data Portal 879-3000		URL	Download
----------------------------	--	-----	----------

Environmental Product Compliance

Compliance Search

Environmental Product Compliance 879-3000		URL	Download
Energy meter (MID); for direct connection; 65A; 3x230/400V; 50Hz; Modbus® and M-Bus; 2 x S0 interface; 4PU			

Installation Notes

Subject to changes. Please also observe the further product documentation!