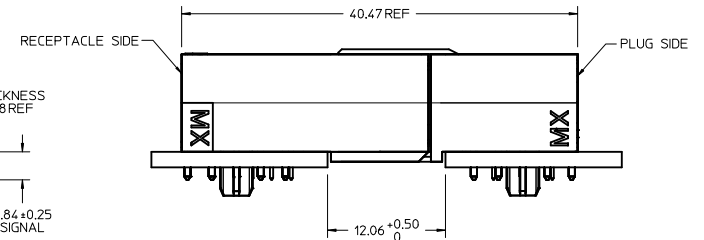
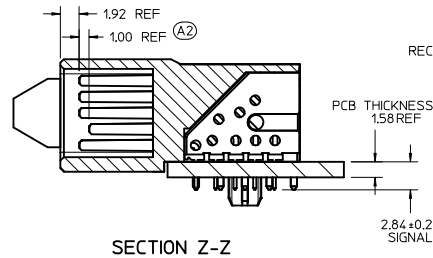
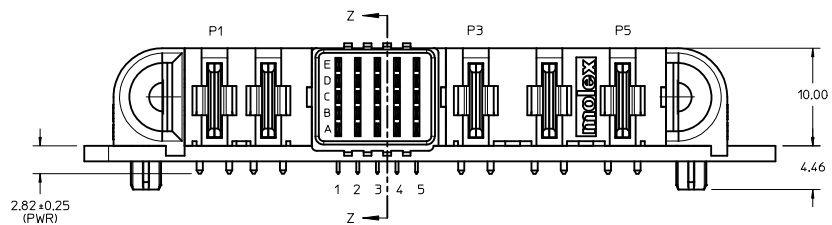
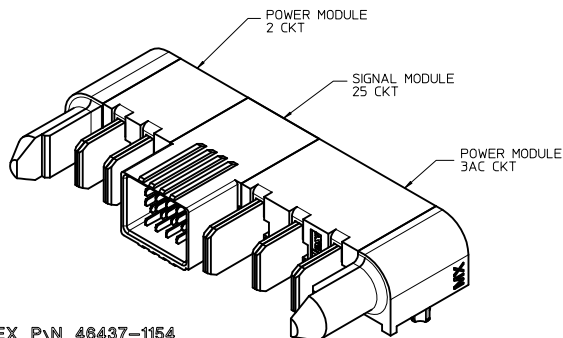


RECOMMENDED PCB LAYOUT AND KEEP-OUT ZONE

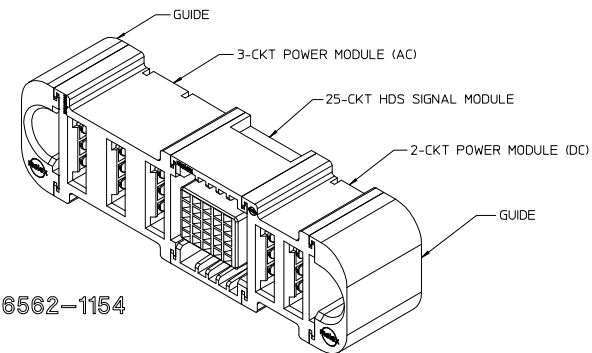
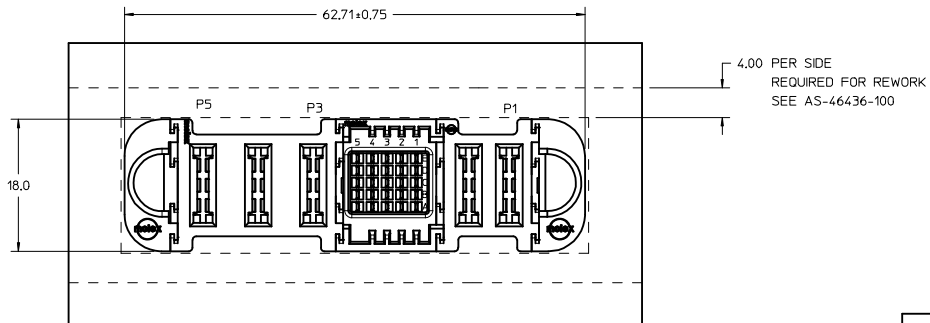
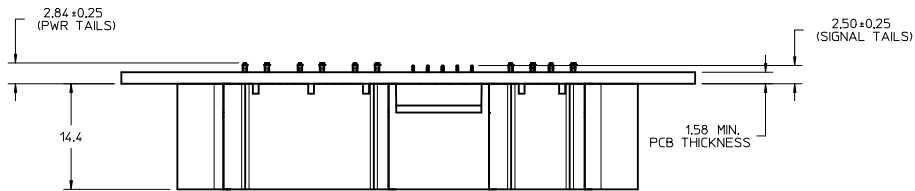


- NOTES:
- MATERIAL:
 - HOUSINGS: LCP UL94 V-0, COLOR: BLACK
 - TERMINALS: COPPER ALLOY
 - PLATING: 0.000127 NICKEL OVERALL WITH 0.00254 SELECTIVE MATTE TIN ON TAILS AND 0.000762 SELECTIVE GOLD ON CONTACT AREA
 - PACKAGING ASSEMBLIES TO BE TRAY PACKED, STD QUANTITY: TBD
 - PC BOARD REQUIRES SOLDER THRU HOLES. REFER TO PS-46436-100 FOR DETAILS
 - PRODUCT SPEC: PS-46436-100
 - APPLICATION SPEC: AS-46436-100
 - SEE PRODUCT SPEC FOR RoHS REQUIREMENTS
 - ASSEMBLY MATES WITH MOLEX R/A RECEPTACLE ASSEMBLY, P/N 46436-1154

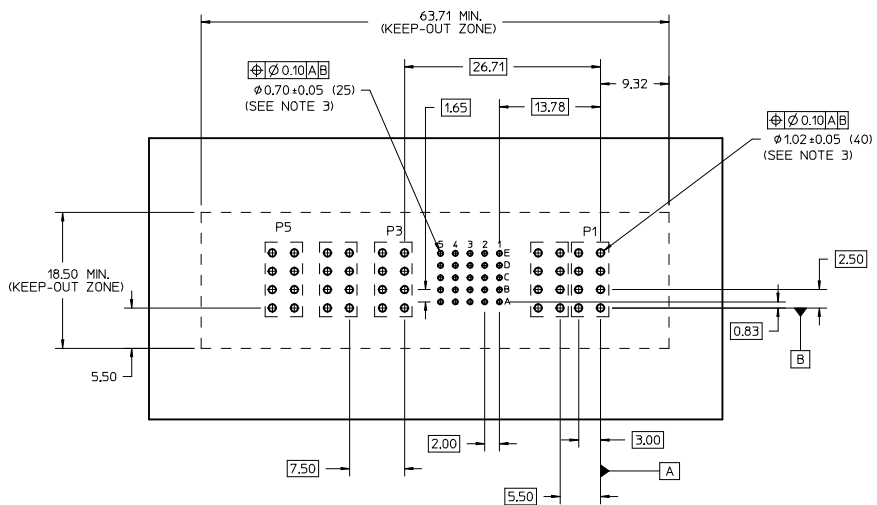
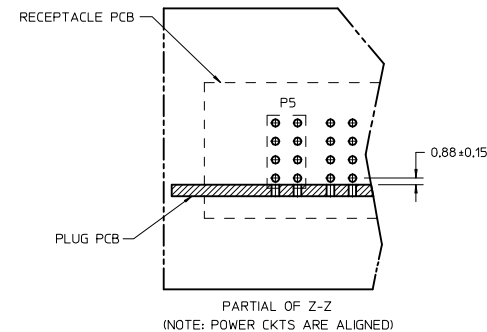
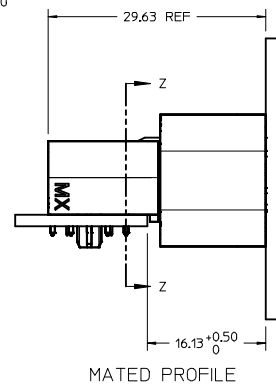


MOLEX P/N 46437-1154

RELEASED IEC NO. UCP2012-0907 DRAWN/KLE01 CHKD: APPR:APATEL 2011/09/20 2011/10/12	QUALITY SYMBOLS	GENERAL TOLERANCES (UNLESS SPECIFIED)	DIMENSION STYLE	SCALE	DESIGN UNITS	THIRD ANGLE PROJECTION
	▽=0	mm INCH	MM ONLY	4:1	METRIC	⊙
	▽=0	4 PLACES ±--- ±---	DRAWN BY	DATE	TITLE	
	▽=0	3 PLACES ±--- ±---	TMPATIL	2010/10/15	RA PLUG ASSY	
	2 PLACES ±0.25 ±---	2 PLACES ±0.25 ±---	CHKD BY	DATE		
	1 PLACE ±0.25 ±---	1 PLACE ±0.25 ±---	BKOSTIC	2010/10/20		
	ANGULAR ±1/2°	ANGULAR ±1/2°	APPROVED BY	DATE		
			APATEL	2010/11/15		
	DRAFT WHERE APPLICABLE MUST REMAIN WITHIN DIMENSIONS		MATERIAL NO.	DOCUMENT NO.		
			46437-1154	SD-46437-1154		
			MOLEX INCORPORATED			
			MOLEX INCORPORATED			
			SHEET NO. 1 OF 1			



P/N 46562-1154



RECOMMENDED PCB LAYOUT AND KEEP-OUT ZONE

NOTES:

- MATERIAL:
 - HOUSINGS: LCP UL94, V-0, COLOR: BLACK
 - TERMINALS: COPPER ALLOY
 - PLATING: 127 MICROMETER (50 MICROINCH) NICKEL OVERALL WITH 2.54 MICROMETER (100 MICROINCH) SELECTIVE TIN ON TAILS AND 0.762 MICROMETER (30 MICROINCH) SELECTIVE GOLD ON CONTACT AREA
- PACKAGING: ASSEMBLIES TO BE TRAY PACKED PER PACKAGING SPEC: TBD
- PLATED THRU HOLE SIZE, REFER TO PS-46436-100 FOR DETAILS
- PRODUCT SPEC: PS-46436-100
- APPLICATION SPEC: AS-46436-100
- PRODUCT TO MEET RoHS REQUIREMENTS
- ASSEMBLY MATES TO MOLEX PLUG ASSEMBLY P/N 46437-1154
- TAIL DESIGN: COMPLIANT PIN
- POWER AND SIGNAL CONTACTS ARE LUBRICATED

INITIAL RELEASE IEC NO. UCFP2013-3801 DRAWN BY: BPI/SZCZOR 2012/04/27 CHECKED BY: CHYK/BPI/SZCZOR 2013/03/11 APPR: APATEL 2013/03/11	QUALITY SYMBOLS ∇=0 ∇=0 ∇=0	GENERAL TOLERANCES (UNLESS SPECIFIED) mm INCH		DIMENSION STYLE MM ONLY		SCALE 3:1	DESIGN UNITS METRIC	THIRD ANGLE PROJECTION
		4 PLACES ± --- ± --- 3 PLACES ± --- ± --- 2 PLACES ± 0.13 ± --- 1 PLACE ± 0.25 ± --- 0 PLACE ± --- ± ---	DATE 2012/04/27 DATE 2013/03/11 DATE 2013/03/11	TITLE VERT RECEPT ASSY G-2DC-25S-3AC-G TEN60 POWER FAMILY		MATERIAL NO. 46562-1154		DOCUMENT NO. SD-46562-1154
ANGLULAR ±1/2° DRAFT WHERE APPLICABLE MUST REMAIN WITHIN DIMENSIONS		THIS DRAWING CONTAINS INFORMATION THAT IS PROPRIETARY TO MOLEX INCORPORATED AND SHOULD NOT BE USED WITHOUT WRITTEN PERMISSION						