

High Frequency Ceramic Solutions

4.0 GHz Wideband Band Pass Filter

P/N 4000BP15U1800

Detail Specification: 06/16/2020

Page 1 of 3

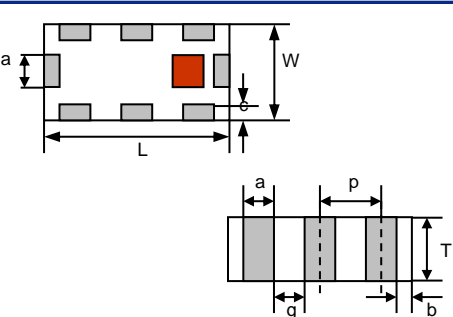
General Specifications

Part Number	4000BP15U1800	
Frequency (MHz)	3100 - 4900	
Insertion Loss	2.0 dB max.	
Return Loss	8.5 dB min.	
Attenuation (min.)	0.8 - 2.0 Ghz	25 dB
Attenuation (min.)	6.2 - 9.6 GHz	13 dB

Input Power	500 mW max.
Impedance	50 Ω
Operating Temperature	-40 to +105°C
Storage Temperature	+5 ~ +35°C, Humidity: 45~75%RH
Reel Quantity	4,000

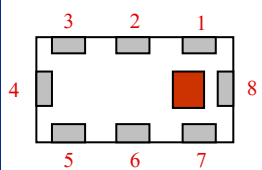
Mechanical Dimensions

	In	mm
L	0.079 ± 0.004	2.00 ± 0.10
W	0.049 ± 0.004	1.25 ± 0.10
T	0.028 ± 0.004	0.70 ± 0.10
a	0.012 ± 0.004	0.30 ± 0.10
b	0.008 ± 0.004	0.20 ± 0.10
c	0.012 +.004/-0.006	0.30 +0.1/-0.2
g	0.014 ± 0.004	0.35 ± 0.10
p	0.026 ± 0.002	0.65 ± 0.05



Terminal Configuration

No.	Function
1	In/Out
2	GND
3	In/Out
4	GND
5	GND
6	GND
7	GND
8	GND



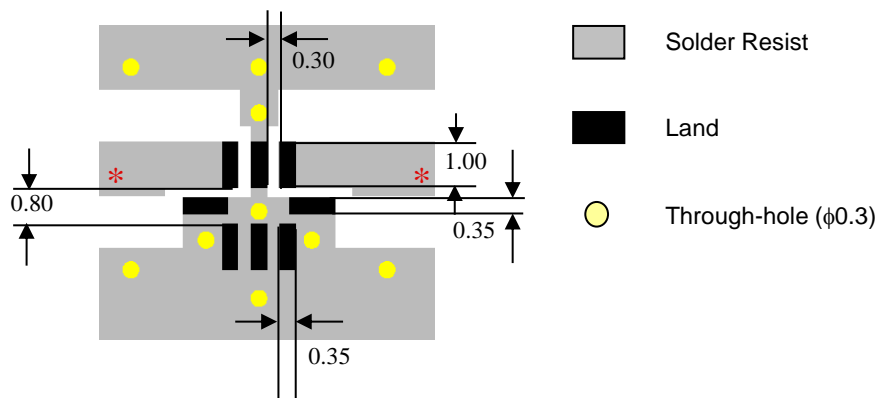
P/N Suffix	Packaging Style	Bulk (loose)	Suffix = S	Eg. 4000BP15U1800S
		T & R	Suffix = E	Eg. 4000BP15U1800E
	Evaluation Board	4000BP15U1800-EB-SMA		

Mounting Considerations

Mount these devices with brown mark facing up.

* Line width should be designed to provide 50Ω impedance matching characteristics.

Units: mm



Johanson Technology, Inc. reserves the right to make design changes without notice.

All sales are subject to Johanson Technology, Inc. terms and conditions.



V2.1

www.johansontechnology.com

4001 Calle Tecate • Camarillo, CA 93012 • TEL 805.389.1166 FAX 805.389.1821

2020 Johanson Technology, Inc. All Rights Reserved

High Frequency Ceramic Solutions

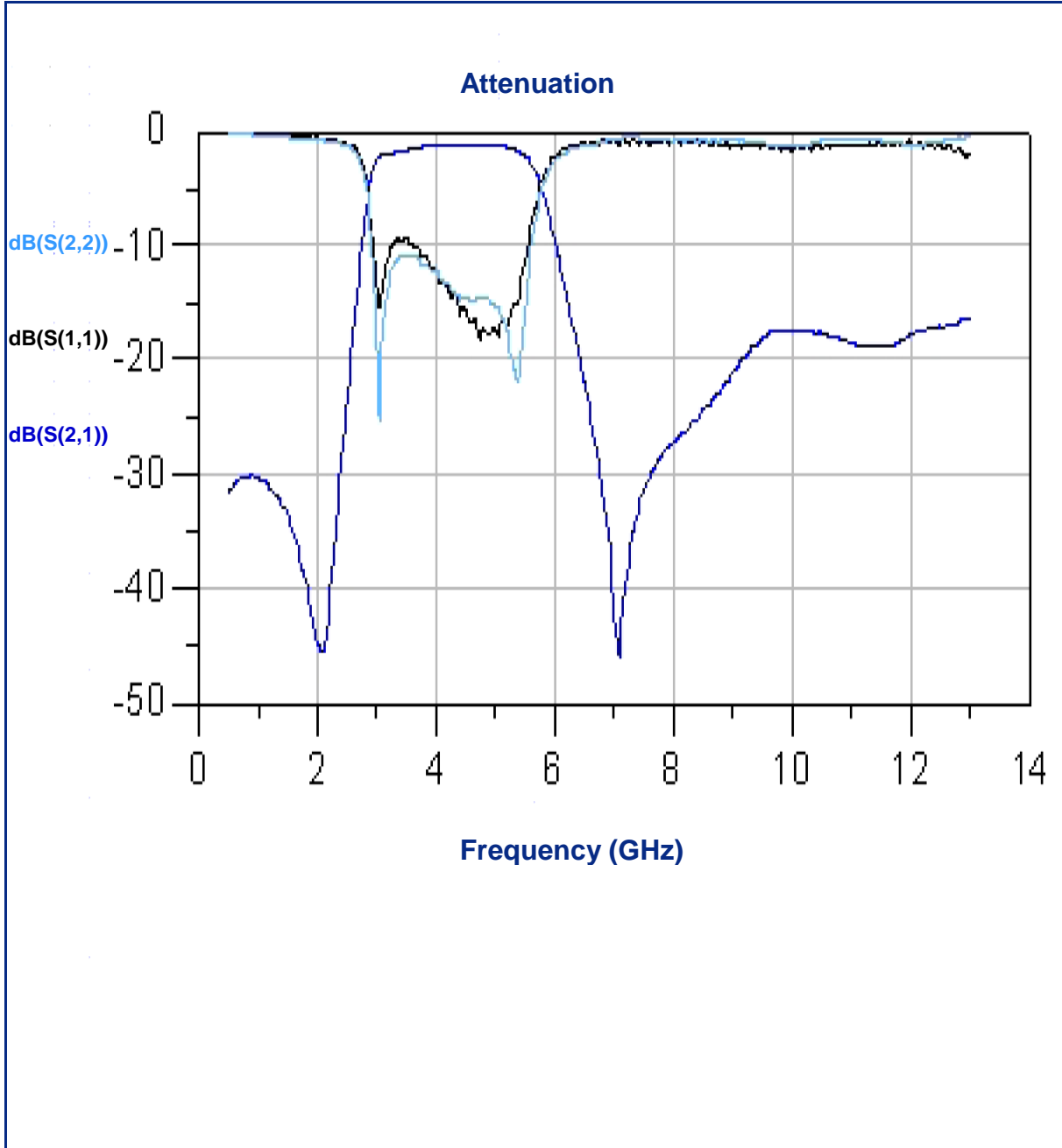
4.0 GHz Wideband Band Pass Filter

P/N 4000BP15U1800

Detail Specification: 06/16/2020

Page 2 of 3

Typical Electrical Performance (T=25°C)



Johanson Technology, Inc. reserves the right to make design changes without notice.

All sales are subject to Johanson Technology, Inc. terms and conditions.



V2.1

www.johansontechnology.com

4001 Calle Tecate • Camarillo, CA 93012 • TEL 805.389.1166 FAX 805.389.1821

2020 Johanson Technology, Inc. All Rights Reserved

High Frequency Ceramic Solutions

4.0 GHz Wideband Band Pass Filter

P/N 4000BP15U1800

Detail Specification: 06/16/2020

Page 3 of 3

Application Notes, Layout Files, and more

<https://www.johansontechnology.com/band-pass-filters>

Packaging information

<https://www.johansontechnology.com/tape-reel-packaging>

Soldering Information

<https://www.johansontechnology.com/ipcsoldering-profile>

MSL Info

<https://www.johansontechnology.com/msl-rating>

Recommended Storage Condition and Max Shelf Life

<https://www.johansontechnology.com/recommended-storage-conditions>

RoHS Compliance

<https://www.johansontechnology.com/technical-notes/rohs-compliance>

Antenna layout and tuning techniques

<https://www.johansontechnology.com/tuning.html>

Antenna layout review, tuning, and characterization services

<https://www.johansontechnology.com/ipc-antenna-services>

Johanson Technology, Inc. reserves the right to make design changes without notice.

All sales are subject to Johanson Technology, Inc. terms and conditions.



V2.1

www.johansontechnology.com

4001 Calle Tecate • Camarillo, CA 93012 • TEL 805.389.1166 FAX 805.389.1821

2020 Johanson Technology, Inc. All Rights Reserved