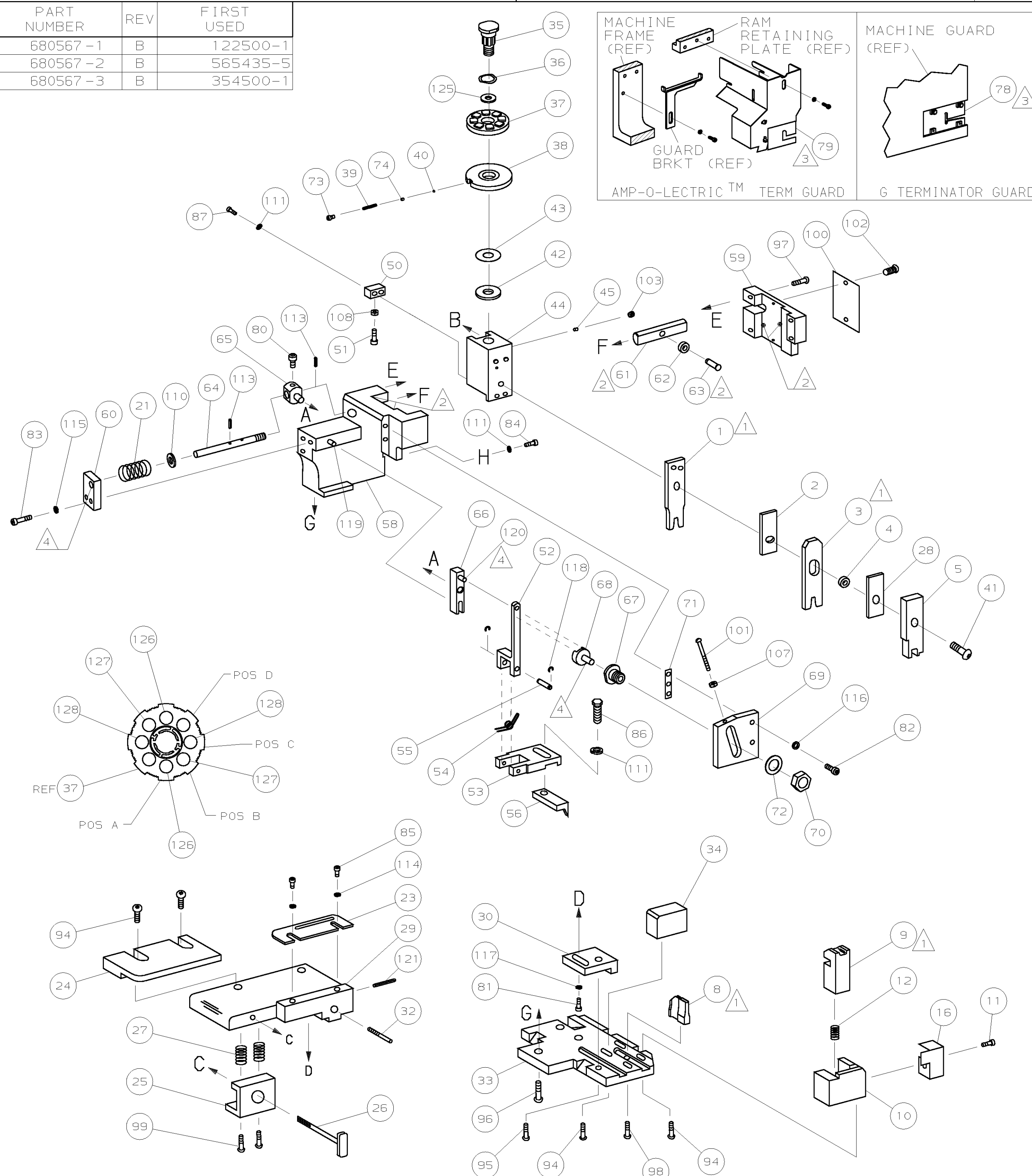
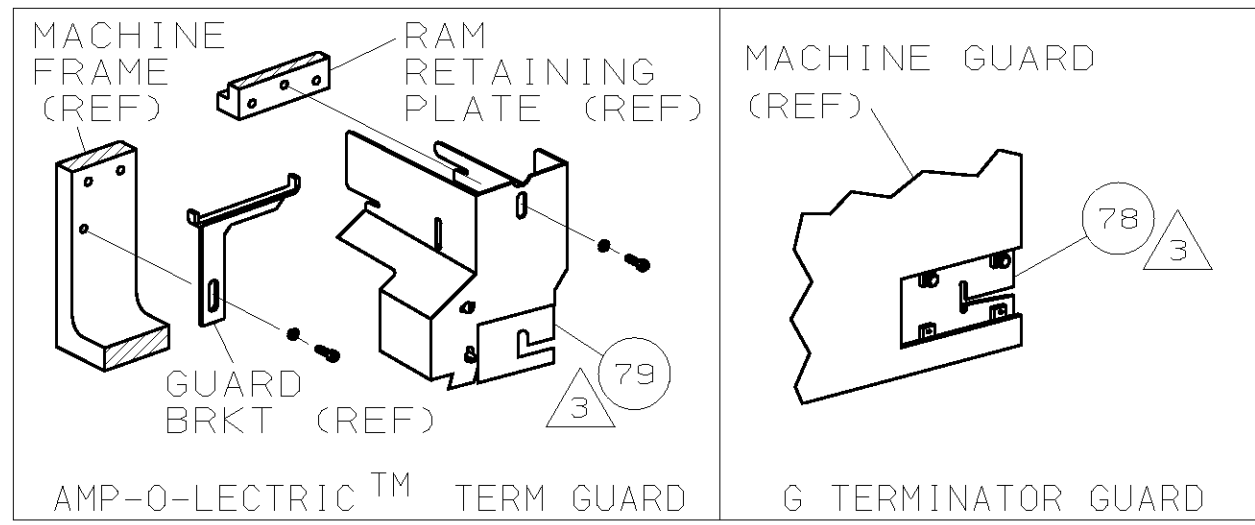


Table with 3 columns: PART NUMBER, REV, FIRST USED. Rows include 680567-1, 680567-2, 680567-3.

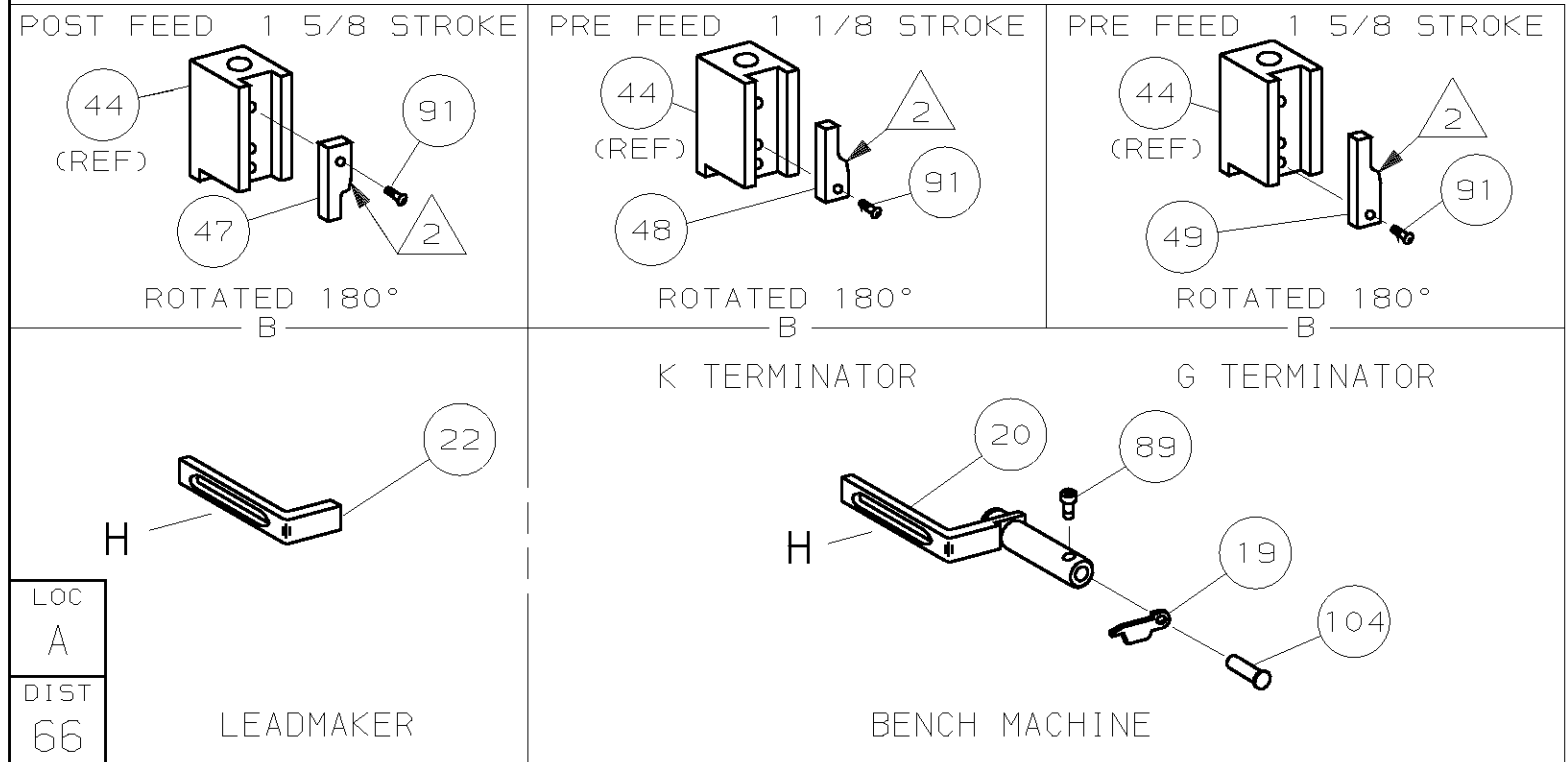


Terminal Name: RELAY SOCKET CONTACT CRIMP DATA PER AMP SPEC. Table with columns: AMP, MFG, CRIMPING DATA (CRIMP HEIGHT, WIRE SIZE), CRIMP SIZE, TYPE, RANGE, WIRE, INSUL.

Parts List table with columns: QTY REQD PER ASSY, PART NO, DESCRIPTION, ITEM NO. Lists various screws, washers, pins, and components.

Parts List table with columns: QTY REQD PER ASSY, PART NO, DESCRIPTION, ITEM NO. Lists components like leadmaker, bench model, nut, plate, shaft, bushing, lever, block, pivot, screw, pin, cam roller, roller, rod, feed rod, cap, housing, pawl, feed finger, spring, holder, lever, bumper, spacer, tonker, cam, ring, washer, lock, block, washer, lock, front stop guide, pin, strip, washer, lock, screw, nut, washer, flat, screw, nut, hex, holddown, feed adj, clevis, scr, set, drive, pan, plate, identification, drag, anvil, cap, housing, block, term h dwn, cam, stripper, dep-hold, feed finger, st guide, stripper, feed rod, blk, adj, pivot, guard, window, insert, spring, assist, ins disc, special, spacer, depressor, spacer, crimp, spacer, crimp, crimp, wire.

- 1 RECOMMENDED SPARE PARTS.
2 GREASE LIGHTLY.
3 GUARD MUST BE IN PLACE WHEN OPERATING APPLICATOR IN A BENCH MACHINE.
4 LUBRICATE DAILY USING NO. 20 MACHINE OIL.
5. ITEMS WITH QTY OF REF SPECIFIED (EXCEPT ITEMS 78 AND 79) ARE USED ON ITEM 46.
6 CUT TO LENGTH AT ASSY



THIS DRAWING IS A CONTROLLED DOCUMENT.

RELEASER FOR PUBLICATION: MAR 27 1998 BY AMP INCORPORATED. ALL RIGHTS RESERVED.

680567