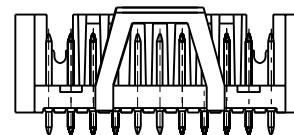


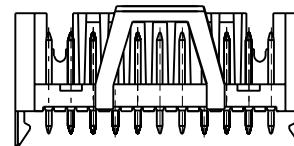
PART NO. SEE CHART  
 DWG. NO. SDA-90784

CCT SIZE	ENG. NUMBER WITH SNAP IN PEGS	DIM A	DIM B ±( 0.25 ) ± .010	DIM E ( ±0.25 ) ± .010
7	90784-1007	(15.0) .591	(20.2) .795	(22.5) .886
8	90784-1008	(17.5) .689	(22.7) .894	(25.0) .984
9	90784-1009	(20.0) .787	(25.2) .992	(27.5) 1.083
10	90784-1010	(22.5) .886	(27.7) 1.09	(30.0) 1.181
11	90784-1011	(25.0) .984	(30.2) 1.189	(32.5) 1.280
12	90784-1012	(27.5) 1.083	(32.7) 1.287	(35.0) 1.380
13	90784-1013	(30.0) 1.181	(35.2) 1.386	(37.5) 1.476
14	90784-1014	(32.5) 1.280	(37.7) 1.484	(40.0) 1.575
15	90784-1015	(35.00) 1.378	(40.2) 1.583	(42.5) 1.673
16	90784-1016	(37.5) 1.476	(42.7) 1.681	(45.0) 1.772
17	90784-1017	(40.0) 1.575	(45.2) 1.779	(47.5) 1.870
18	90784-1018	(42.5) 1.673	(47.7) 1.878	(50.0) 1.969
19	90784-1019	(45.0) 1.772	(50.2) 1.976	(52.5) 2.067
20	90784-1020	(47.5) 1.870	(52.7) 2.075	(55.0) 2.165

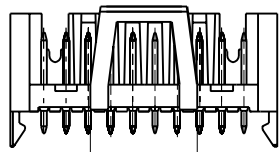
CCT SIZE	ENG. NUMBER WITHOUT SNAP IN PEGS	DIM A	DIM B ±( 0.25 ) ± .010	DIM E ( ±0.25 ) ± .010
11	90784-3011	(25.0) .984	(30.2) 1.189	(32.5) 1.280
18	90784-3018	(42.5) 1.673	(47.7) 1.878	(50.0) 1.969
19	90784-3019	(45.0) 1.772	(50.2) 1.976	(52.5) 2.067



OPTION 90784-3\*\*\*  
WITHOUT SNAP-IN PEGS

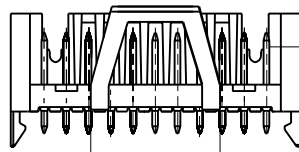


OPTION 90784-1\*\*\*  
WITH SNAP-IN PEGS



(12.0 ± 0.20) REF.  
 .472 ± .008 REF.

CIRCUIT SIZES 8, 10, 12, 14, 16, 18, 20



(14.5 ± 0.20) REF.  
 .571 ± .008 REF.

CIRCUIT SIZES 7, 9, 11, 13, 15, 17, 19

FOR PREVIOUS DRAWING ISSUES SEE MRI.

SEE SHEET 1

**REVISIONS**

NO.	DESCRIPTION	DATE
3	PLACE ± .006	
2	PLACE ± .008 ± 0.15	
1	PLACE ± 0.20	

DRAFT WHERE APPLICABLE MUST REMAIN WITHIN DIMENSIONS

DESIGN DIMENSION  (MM) (PRIMARY)  IN.

EQUIVALENT DIMENSION  (MM) (SECONDARY)  IN.

DRWG BY: PC  
 CHK'D BY:  
 APP'D BY:  
 SCALE: 4:1

REVISE ONLY ON CAD SYSTEM

CAD/CAM FILENAME: S90784X2 DGN

THIS DRAWING CONTAINS INFORMATION THAT IS PROPRIETARY TO MOLEX INC. & SHOULD NOT BE USED WITHOUT WRITTEN PERMISSION

TITLE: 2.5 mm PITCH P.C.B. HEADER BOARD TO BOARD (WITH SLOTS)

MOLEX EUROPE

SHEET NO. 20F DATE 93/02/09

PART NO. SEE CHART DWG. NO. SDA-90784 SIZE B