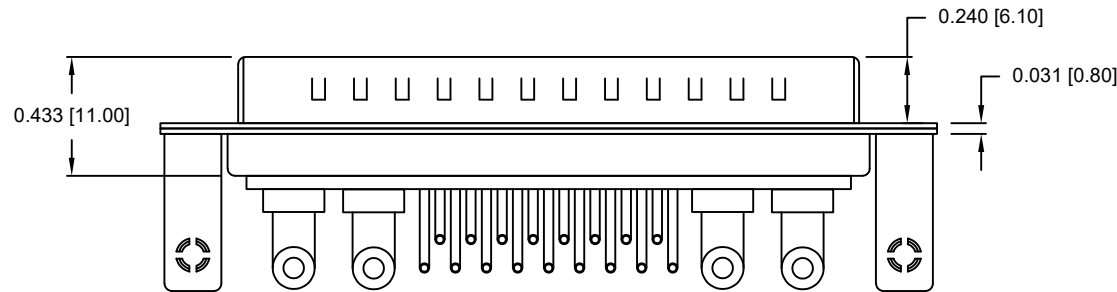


ELECTRICAL:  
 INSULATOR RESISTANCE: 5 GOhms MIN.  
 WORKING VOLTAGE: 250V  
 OPERATING TEMPERATURE: -55°C TO +125°C  
 POWER CONTACT RESISTANCE: 2.0 mOhms MAX.  
 SIGNAL CONTACT RESISTANCE: 10 mOhms MAX.  
 POWER CONTACT AMPERAGE: SEE P/N KEY  
 SIGNAL CONTACT AMPERAGE: 5 AMPS

MECHANICAL:  
 CONTACT INSERTION FORCE: 4.5 Kg MAX.  
 CONTACT SEPARATION FORCE: 0.3 Kg MIN.

MATERIALS:  
 CONTACTS: COPPER ALLOY, GOLD FLASH  
 INSULATOR: PBT UL94V-0 RATED  
 230°C PROCESS TEMP.  
 SHELL: NICKEL PLATED STEEL  
 BRACKET: NICKEL PLATED STEEL  
 BOARD LOCK: NICKEL PLATED BRASS



SEE SHEET 2  
 FOR CONTACT & BRACKET DIMENSION DETAILS

# 684M21WA4PLYYY

46 = 40 AMP POWER // #4-40 BRACKET // STANDARD PCB TAILS  
 62 = 40 AMP POWER // #4-40 BRACKET // 2.22mm PCB TAILS

1 = GOLD FLASH

RoHS COMPLIANT

UNITS = inches [mm] DO NOT SCALE FROM DRAWING



THESE DRAWINGS AND SPECIFICATIONS ARE THE PROPERTY OF NorComp AND SHALL NOT BE REPRODUCED, COPIED OR USED AS THE BASIS FOR THE MANUFACTURE OR SALE OF APPARATUS WITHOUT WRITTEN PERMISSION.

DRAWN:  
 M. SIGMON

DATE:  
 07/22/2013

NorComp

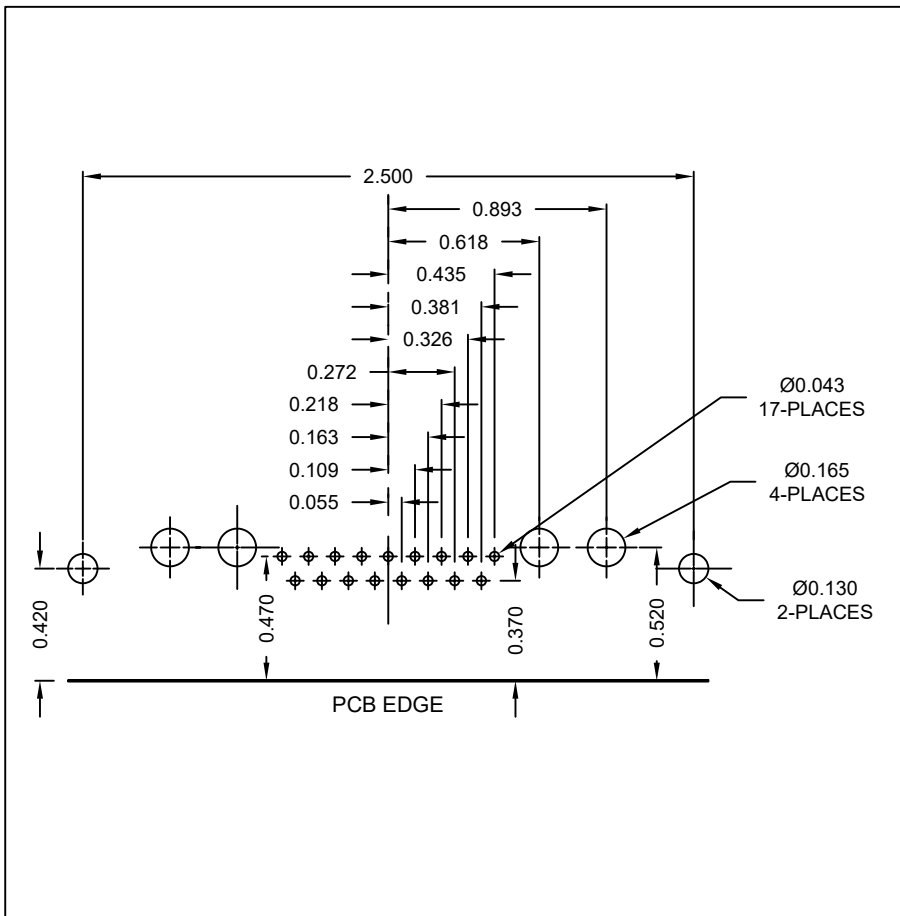
SCALE:  
 NTS

SHEET 1 OF 2

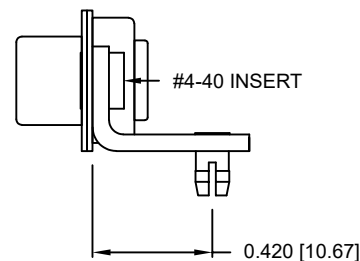
REV 3

DWG NO.

684M21WA4PL461

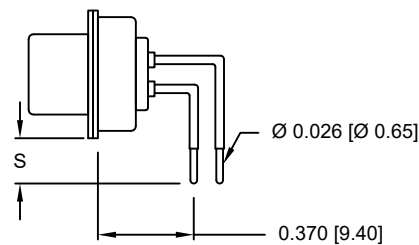


**RIGHT ANGLE BRACKET**

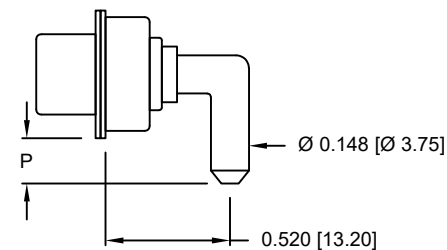


DIMENSIONS(in/mm)		
OPTION	S	P
46	0.146	0.185
	3.70	4.70
62	0.087	0.087
	2.22	2.22

**SIGNAL CONTACTS**



**POWER CONTACTS**



RoHS COMPLIANT

UNITS = inches [mm]

DO NOT SCALE FROM DRAWING



THESE DRAWINGS AND SPECIFICATIONS ARE THE PROPERTY OF NorComp AND SHALL NOT BE REPRODUCED, COPIED OR USED AS THE BASIS FOR THE MANUFACTURE OR SALE OF APPARATUS WITHOUT WRITTEN PERMISSION.

DRAWN:  
M. SIGMON

DATE:  
07/22/2013

**NorComp**

SCALE:  
NTS

SHEET 2 OF 2

REV 3

DWG NO.

684M21WA4PL461