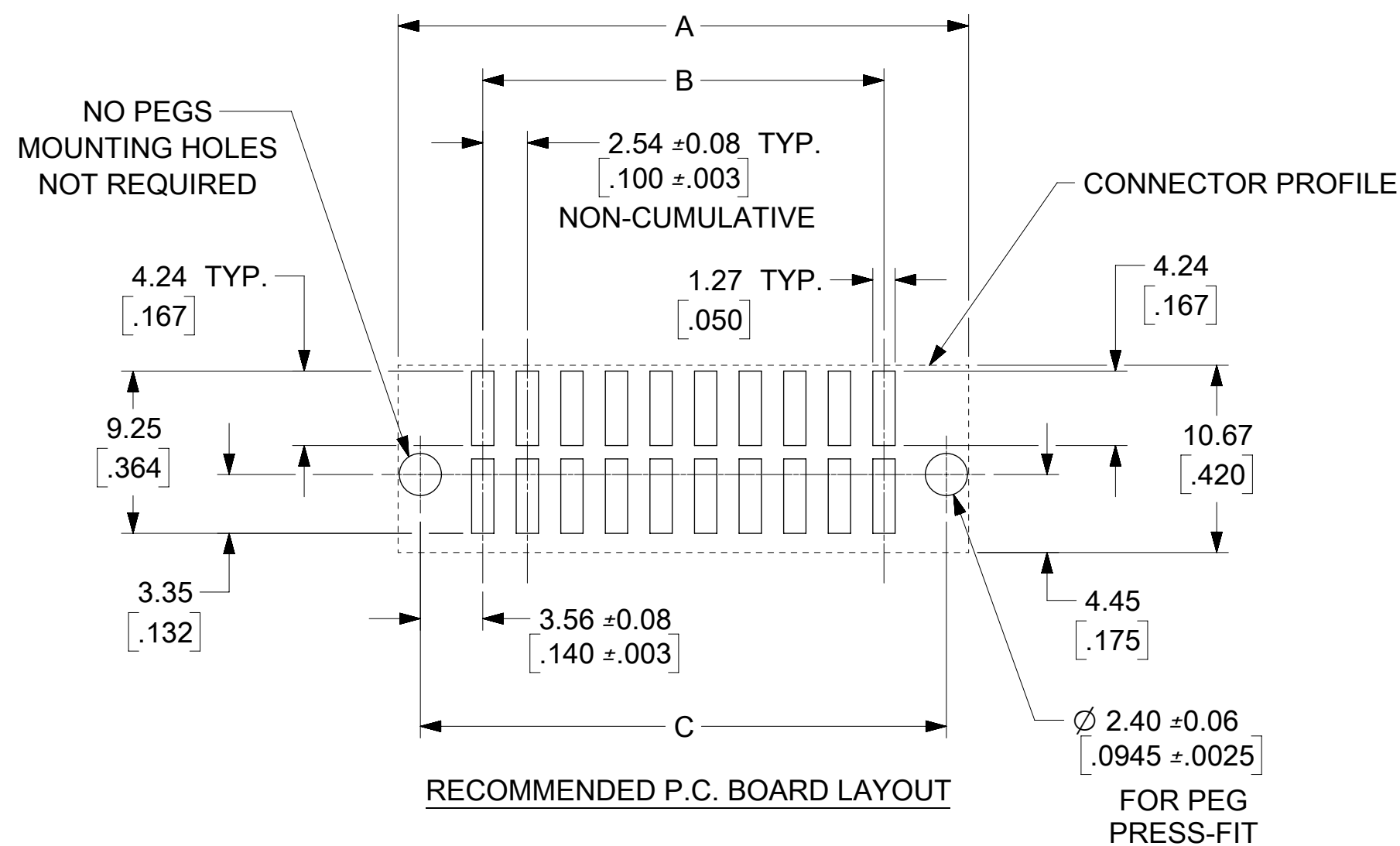
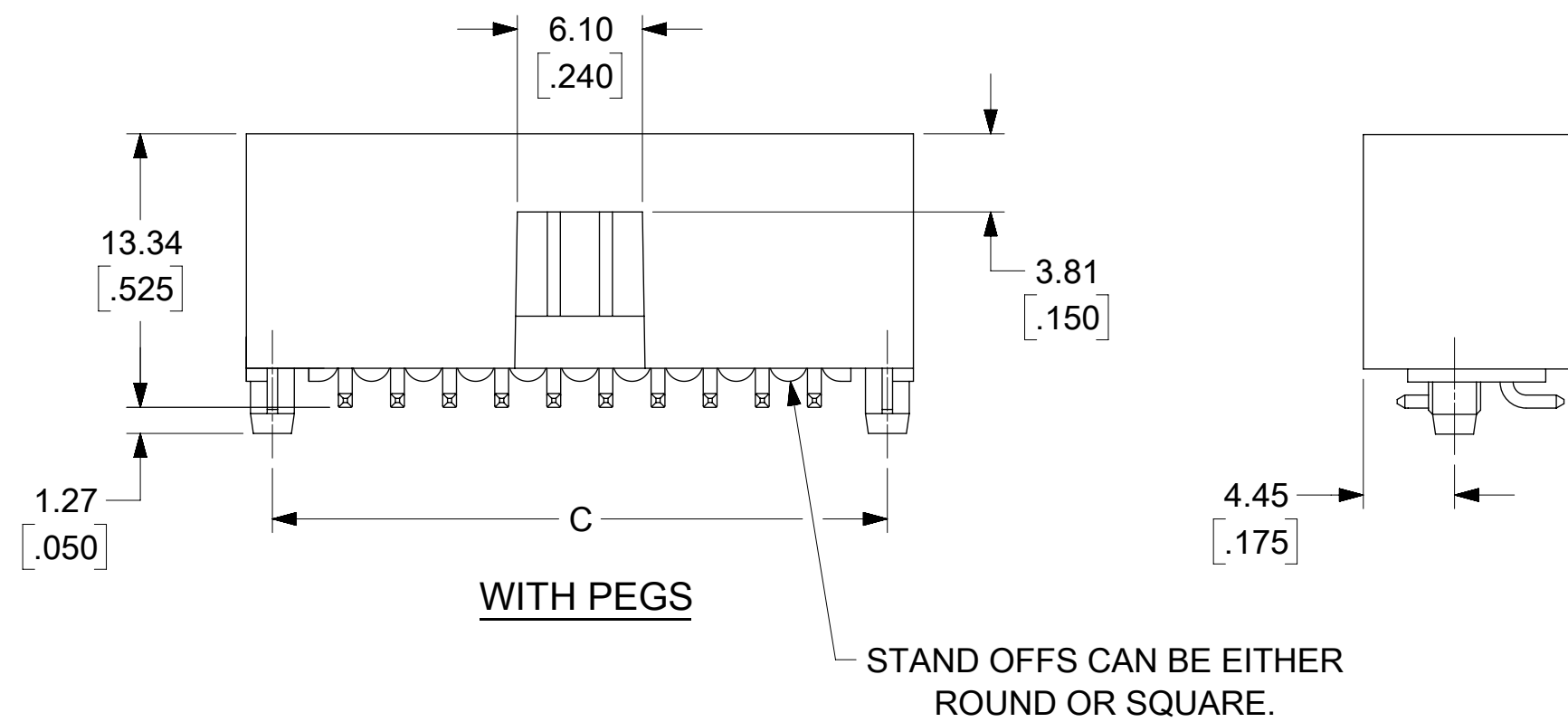
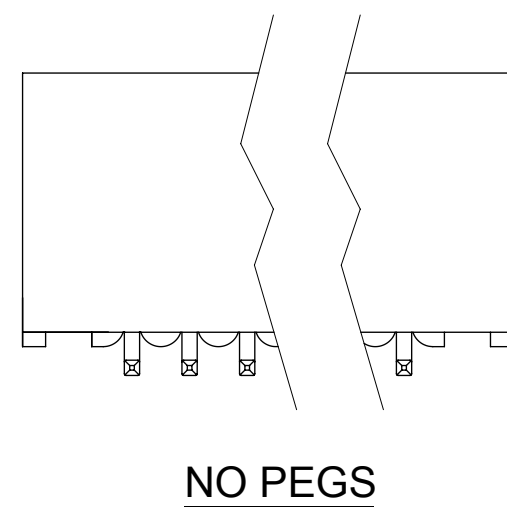
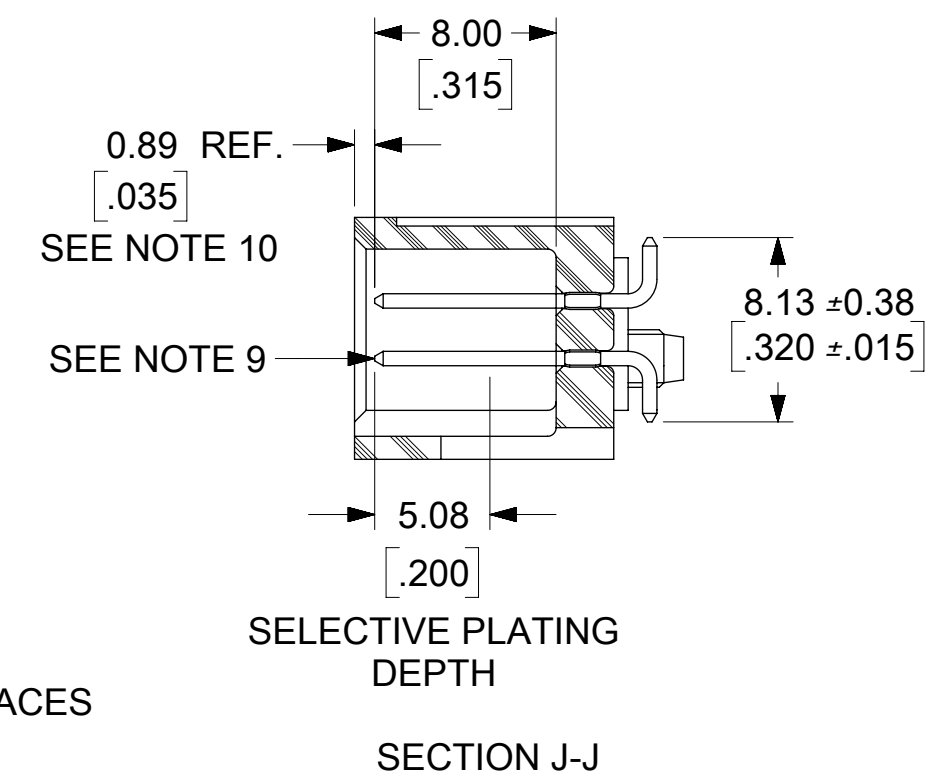
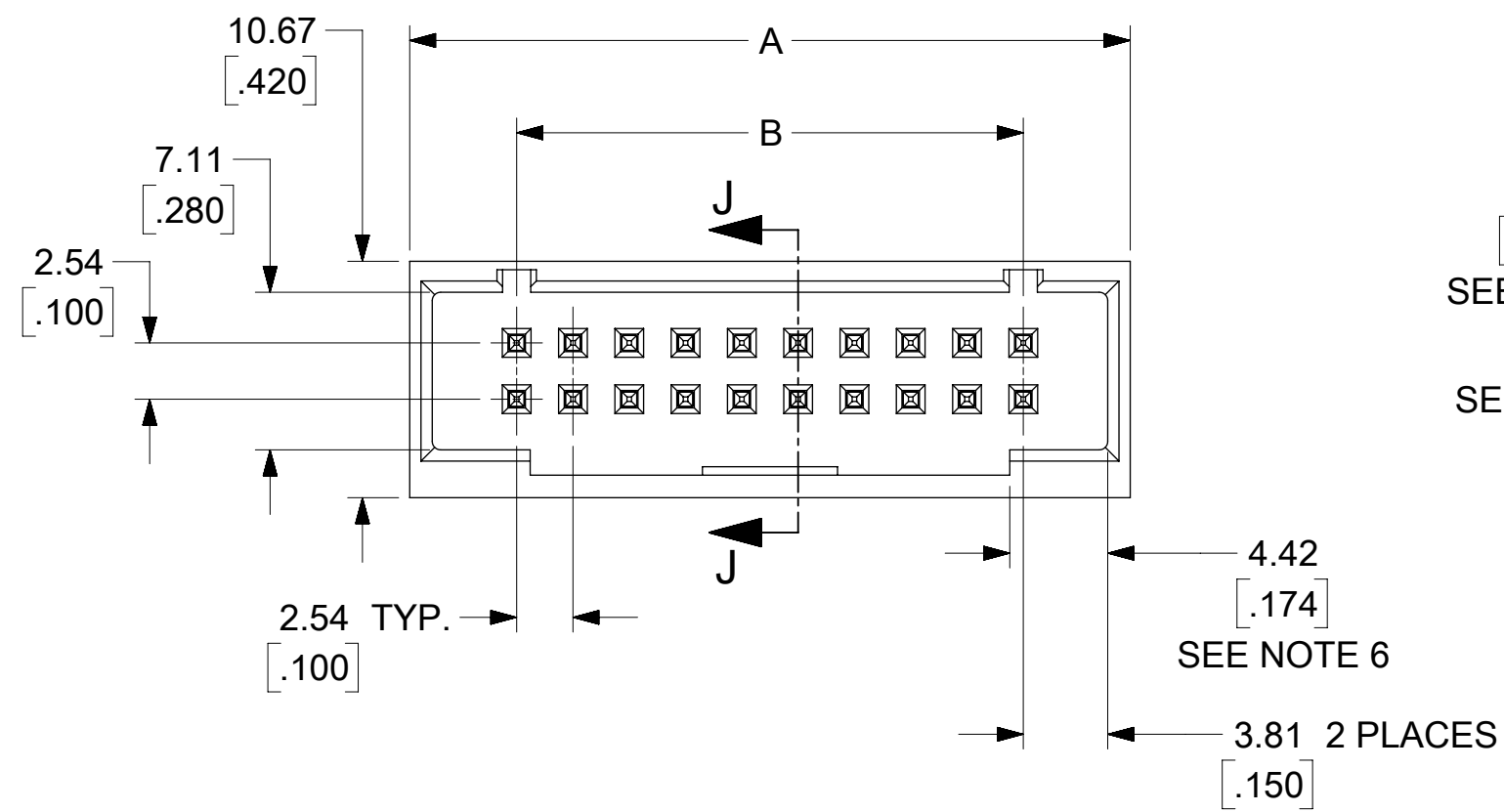


NOTES:

- MATERIALS: SHROUDED WAFER: LCP, COLOR: BLACK, 94V-0  
PINS: COPPER ALLOY
- FINISHES:  
TIN: 0.00381/[.000150] MINIMUM TIN OVER  
0.00127/[.000050] MINIMUM NICKEL.  
15 GOLD: 0.00038/[.000015] MINIMUM GOLD PLATE IN SELECTED AREA AND  
0.00191/[.000075] MINIMUM TIN IN SELECTED AREA  
OVER 0.00127/[.000050] MINIMUM NICKEL OVER-ALL.  
30 GOLD: 0.00076/[.000030] MINIMUM GOLD PLATE IN SELECTED AREA AND  
0.00191/[.000075] MINIMUM TIN IN SELECTED AREA  
OVER 0.00127/[.000050] MINIMUM NICKEL OVER-ALL.
- PRODUCT SPECIFICATION: PS-71349-001
- SEE SHEETS 3 AND 4 FOR PACKAGING DETAILS.
- PRODUCT MATES TO 70013B (6 TO 50 CKTS).
- THIS SHOULDER IS 3.18/[.125] FOR 6 CIRCUIT ONLY.  
4.42/[.174] FOR ALL OTHER CIRCUIT SIZES.
- 20 CIRCUIT SIZE SHOWN FOR ILLUSTRATION PURPOSES.
- PIN SMT TAILS MUST MEET SOLDERABILITY PER  
MIL-STD-202, METHOD 208B.
- PIN PUSHOUT FORCE 4 LBS/(17.79N) MINIMUM IN DIRECTION INDICATED.
- ROW TO ROW PIN HEIGHT VARIATION MUST NOT EXCEED 0.25/[.010].
- THIS PART CONFORMS TO CLASS B REQUIREMENTS OF COSMETIC  
SPECIFICATION PS-45499-002.
- PIN FEET TO BE COPLANAR WITHIN 0.20/[.008] TOTAL.



THIS DRAWING CONTAINS INFORMATION THAT IS PROPRIETARY TO MOLEX ELECTRONIC TECHNOLOGIES, LLC AND SHOULD NOT BE USED WITHOUT WRITTEN PERMISSION																										
DIMENSION UNITS		SCALE		CURRENT REV DESC: MIGRATED TO NX																						
MM/INCH		3:1		<table border="1"> <tr> <td colspan="3"><b>molex</b></td> </tr> <tr> <td colspan="3">SALES ASSY, WAFER-4 SIDES SHROUDED, HIGH TEMP, SMT POLAR SLOTS, .100 GRID</td> </tr> <tr> <td colspan="3">PRODUCT CUSTOMER DRAWING</td> </tr> <tr> <td>DOCUMENT NUMBER</td> <td>DOC TYPE</td> <td>DOC PART</td> <td>REVISION</td> </tr> <tr> <td>SD-71349-001</td> <td>PSD</td> <td>001</td> <td>F2</td> </tr> </table>						<b>molex</b>			SALES ASSY, WAFER-4 SIDES SHROUDED, HIGH TEMP, SMT POLAR SLOTS, .100 GRID			PRODUCT CUSTOMER DRAWING			DOCUMENT NUMBER	DOC TYPE	DOC PART	REVISION	SD-71349-001	PSD	001	F2
<b>molex</b>																										
SALES ASSY, WAFER-4 SIDES SHROUDED, HIGH TEMP, SMT POLAR SLOTS, .100 GRID																										
PRODUCT CUSTOMER DRAWING																										
DOCUMENT NUMBER	DOC TYPE	DOC PART	REVISION																							
SD-71349-001	PSD	001	F2																							
GENERAL TOLERANCES (UNLESS SPECIFIED)				EC NO: 613447																						
4 PLACES		±	±	DRWN: ABABU01		2019/03/06																				
3 PLACES		±	± 0.005	CHK'D: NMANE02		2019/03/11																				
2 PLACES		±	0.13 ± 0.01	APPR: MRAMAKRISHNA		2019/03/11																				
1 PLACE		±	0.25 ±	INITIAL REVISION:																						
0 PLACES		±	±	DRWN: BSMART		2005/02/18																				
ANGULAR TOL		±	0.5 °	APPR: SMILLER		2011/07/22																				
DRAFT WHERE APPLICABLE MUST REMAIN WITHIN DIMENSIONS				THIRD ANGLE PROJECTION		DRAWING		SERIES																		
				C-SIZE		71349		MATERIAL NUMBER																		
								CUSTOMER																		
								GENERAL MARKET																		
								SHEET NUMBER																		
								1 OF 4																		

NO. OF CKTS	"A"		"B"		"C"	
	INCH ±.005	MM ±0.13	INCH ±.003	MM ±0.08	INCH ±.003	MM ±0.08
06	.580	14.73	.200	5.08	.480	12.19
08	.680	17.27	.300	7.62	.580	14.73
10	.780	19.81	.400	10.16	.680	17.27
12	.880	22.35	.500	12.70	.780	19.81
14	.980	24.89	.600	15.24	.880	22.35
16	1.080	27.43	.700	17.78	.980	24.89
18	1.180	29.97	.800	20.32	1.080	27.43
20	1.280	32.51	.900	22.86	1.180	29.97
22	1.380	35.05	1.000	25.40	1.280	32.51
24	1.480	37.59	1.100	27.94	1.380	35.05
26	1.580	40.13	1.200	30.48	1.480	37.59
28	1.680	42.67	1.300	33.02	1.580	40.13
30	1.780	45.21	1.400	35.56	1.680	42.67
32	1.880	47.75	1.500	38.10	1.780	45.21
34	1.980	50.29	1.600	40.64	1.880	47.75
36	2.080	52.83	1.700	43.18	1.980	50.29
38	2.180	55.37	1.800	45.72	2.080	52.83
40	2.280	57.91	1.900	48.26	2.180	55.37
42	2.380	60.45	2.000	50.80	2.280	57.91
44	2.480	62.99	2.100	53.34	2.380	60.45
46	2.580	65.53	2.200	55.88	2.480	62.99
48	2.680	68.07	2.300	58.42	2.580	65.53
50	2.780	70.61	2.400	60.96	2.680	68.07
52	2.880	73.15	2.500	63.50	2.780	70.61
54	2.980	75.69	2.600	66.04	2.880	73.15
56	3.080	78.23	2.700	68.58	2.980	75.69
58	3.180	80.77	2.800	71.12	3.080	78.23
60	3.280	83.31	2.900	73.66	3.180	80.77
62	3.380	85.85	3.000	76.20	3.280	83.31
64	3.480	88.39	3.100	78.74	3.380	85.85
66	3.580	90.93	3.200	81.28	3.480	88.39
68	3.680	93.47	3.300	83.82	3.580	90.93
70	3.780	96.01	3.400	86.36	3.680	93.47
72	3.880	98.55	3.500	88.90	3.780	96.01

THIS DRAWING CONTAINS INFORMATION THAT IS PROPRIETARY TO MOLEX ELECTRONIC TECHNOLOGIES, LLC AND SHOULD NOT BE USED WITHOUT WRITTEN PERMISSION									
DIMENSION UNITS <b>MM/INCH</b>		SCALE <b>1:1</b>		CURRENT REV/DESC: MIGRATED TO NX				<b>molex</b>	
GENERAL TOLERANCES (UNLESS SPECIFIED)				EC NO: 613447		SALES ASSY, WAFER-4 SIDES SHROUDED, HIGH TEMP, SMT POLAR SLOTS, .100 GRID			
4 PLACES ±		±		DRWN: ABABU01		2019/03/06		PRODUCT CUSTOMER DRAWING	
3 PLACES ±		± 0.005		CHK'D: NMANE02		2019/03/11			
2 PLACES ±		± 0.13 ± 0.01		APPR: MRAMAKRISHNA		2019/03/11		DOCUMENT NUMBER <b>SD-71349-001</b>	
1 PLACE ±		± 0.25 ±		INITIAL REVISION:					
0 PLACES ±		±		DRWN: BSMART		2005/02/18		DOC TYPE   DOC PART   REVISION <b>PSD   001   F2</b>	
ANGULAR TOL ± 0.5 °				APPR: SMILLER		2011/07/22		MATERIAL NUMBER   CUSTOMER   SHEET NUMBER <b>SEE TABLE   GENERAL MARKET   2 OF 4</b>	
DRAFT WHERE APPLICABLE MUST REMAIN WITHIN DIMENSIONS				THIRD ANGLE PROJECTION		DRAWING <b>C-SIZE</b>		SERIES <b>71349</b>	

WITH PEGS							WITHOUT PEGS						
PLATING	TIN		15 GOLD		30 GOLD		PLATING	TIN		15 GOLD		30 GOLD	
PACKAGING	TUBES PK-70873-0019	TAPE & REEL PK-71349-001	TUBES PK-70873-0019	TAPE & REEL PK-71349-001	TUBES PK-70873-0019	TAPE & REEL PK-71349-001	PACKAGING	TUBES PK-70873-0018	TAPE & REEL PK-71349-001	TUBES PK-70873-0018	TAPE & REEL PK-71349-001	TUBES PK-70873-0018	TAPE & REEL PK-71349-001
NO. OF CKTS	ASSEMBLY ITEM NO.	ASSEMBLY ITEM NO.	ASSEMBLY ITEM NO.	ASSEMBLY ITEM NO.	ASSEMBLY ITEM NO.	ASSEMBLY ITEM NO.	NO. OF CKTS	ASSEMBLY ITEM NO.	ASSEMBLY ITEM NO.	ASSEMBLY ITEM NO.	ASSEMBLY ITEM NO.	ASSEMBLY ITEM NO.	ASSEMBLY ITEM NO.
06							06						
08							08						
10							10					71349-8071	71349-5937
12							12						
14							14						
16			71349-2940				16						
18							18						
20							20						
22							22						
24			71349-2944				24						
26							26						
28							28						
30							30						
32							32						
34							34						
36							36						
38							38						
40			71349-2952		71349-2986		40						
42							42						
44							44						
46							46						
48							48						
50							50						
52							52						
54							54						
56							56						
58							58						
60					71349-2996		60						
62							62						
64							64						
66							66						
68							68						
70							70						
72							72						

THIS DRAWING CONTAINS INFORMATION THAT IS PROPRIETARY TO MOLEX ELECTRONIC TECHNOLOGIES, LLC AND SHOULD NOT BE USED WITHOUT WRITTEN PERMISSION									
DIMENSION UNITS		SCALE		CURRENT REV DESC: MIGRATED TO NX					
MM/INCH		1:1		<p><b>molex</b></p> <p>SALES ASSY, WAFER-4 SIDES SHROUDED, HIGH TEMP, SMT POLAR SLOTS, .100 GRID</p> <p>PRODUCT CUSTOMER DRAWING</p> <p>DOCUMENT NUMBER: <b>SD-71349-001</b>    DOC TYPE: PSD    DOC PART: 001    REVISION: F2</p> <p>MATERIAL NUMBER: SEE TABLE    CUSTOMER: GENERAL MARKET    SHEET NUMBER: 3 OF 4</p>					
GENERAL TOLERANCES (UNLESS SPECIFIED)									
	MM		INCH						
4 PLACES	±		±						
3 PLACES	±	0.005	±						
2 PLACES	±	0.13	± 0.01						
1 PLACE	±	0.25	±						
0 PLACES	±		±						
ANGULAR TOL ± 0.5 °				EC NO: 613447		2019/03/06			
DRAFT WHERE APPLICABLE MUST REMAIN WITHIN DIMENSIONS				THIRD ANGLE PROJECTION		DRAWING		SERIES	
				C-SIZE		71349			

