

# HIGH TEMP BULLET PROBE

## 1" Bullet Probe, Platinum RTD

The ACI High Temperature Bullet Probe Series sensors and transmitters are a single point bullet probe sensor featuring a three wire RTD sensor assembly and a 316 Series stainless steel probe. The three wire sensors can be used with a two wire transmitter by connecting the two (White) colored wires to one of the RTD terminal blocks with the 3rd wire (Red) wire going to the second RTD Terminal block. The purpose of the 3rd wire is to compensate for external lead wire resistance that will affect the accuracy of your sensor output when using with a three wire temperature transmitter or sensor configuration on your Building Management System or PLC (Programmable Logic Controller). ACI recommends the use of 18 AWG lead wires to reduce the

external lead wire resistance when using the A/100/1K-3W-HT-BP style Platinum RTD series sensors without temperature transmitter. The operating specifications are for both the sensor and transmitter as designated in the specification table. Standard enclosure options include the "GD" Galvanized or "BB" Aluminum weather proof enclosure. NIST Certificates are available for all of the configurations listed in the ordering grid on the back of the product data sheet. For best accuracy, ACI recommends the use of the TTM100 or TTM1K Series Matched transmitters with a 3 or 5 Point NIST Calibration Certificate since they include a second calibration step in which the RTD and transmitter are calibrated together as a system, which will remove most of the sensor error over the calibrated temperature span of the transmitter.

**Applications:** Boilers, Pumps, Compressors, Remote Sensing, Process Control

The ACI High Temperature Bullet Probe Sensors and Transmitters Series is covered by ACI's Five (5) Year Limited Warranty. The warranty can be found in the front of ACI's Sensors & Transmitters catalog, as well as on ACI's website, [www.workaci.com](http://www.workaci.com).

### PRODUCT SPECIFICATIONS

<b>Transmitter Supply Voltage   Supply Current:</b>	+8.5 to 32 VDC (Reverse Polarity Protected)   25 mA minimum <b>250 Ohm Load (1-5 VDC):</b> +13.5 to 32 VDC   <b>500 Ohm Load (2-10 VDC):</b> +18.5 to 32 VDC
<b>Maximum Load Resistance:</b>	(Terminal Voltage - 8.5 V) / 0.020 A
<b>Output Signals:</b>	<b>Current:</b> 4-20 mA (2-Wire Loop Powered)   <b>Voltage:</b> 1-5 VDC or 2-10 VDC (3-Wires)
<b>Calibrated Transmitter Accuracy   Linearity:</b>	<b>Temp. Spans &lt; 500°F (260°C):</b> +/- 0.2%   <b>Temp. Spans &gt; 500°F (260°C):</b> +/- 0.5%
<b>Temperature Drift:</b>	<b>Temp. Spans &lt; 100oF (38°C):</b> +/- 0.04%/°F   <b>Temp. Spans &gt; 100°F (38°C):</b> +/- 0.02%
<b>Warm Up Time   Warm Up Drift:</b>	10 Minutes   +/- 0.1%
<b>Operating / Storage Temperature Range:</b>	-40°F (-40°C) to 185°F (85°C)
<b>Operating Humidity Range:</b>	0 to 90%, non-condensing
<b>Calibrated Temperature Spans <sup>1</sup>:</b>	<b>Minimum Temp. Span:</b> 50°F (28°C)   <b>Maximum Temp. Span:</b> 800°F (426°C)
<b>Connections   Wire Size:</b>	Screw Terminal Blocks   16 AWG (1.31 mm <sup>2</sup> ) to 26 AWG (0.129 mm <sup>2</sup> )
<b>Terminal Block Torque Rating:</b>	0.5 Nm nominal
<b>Sensor Type   Sensor Curve   Sensing Points:</b>	Platinum RTD   PTC (Positive Temperature Coefficient)   One
<b>Number Wires:</b>	A/100-3W-HT-BP-8' and A/1K-3W-HT-BP-8'': Three (Two White / Red) Polarity Sensitive
<b>Sensor Output @ 0°C (32°F):</b>	A/100-3W-HT-BP-8': 100 Ohms nominal   A/1K-3W-HT-BP-8': 1000 Ohms nominal
<b>Sensor Tolerance Class   Accuracy <sup>2</sup>:</b>	+/- 0.12% Class B   Class B Tolerance Formula: +/- °C = (0.30°C + (0.005 *  t ))
<b>Din Standard   Temperature Coefficient:</b>	DIN EN 60751 (IEC 751)   3850 ppm / °C
<b>Sensor Stability:</b>	< 0.04 % at 1000 hours at 400°C
<b>Self-Heating   Maximum Operating Current:</b>	100 Ohm RTD: 7 mW / °C (Still Air)   5 mA 1K Ohm RTD: 4 mW / °C (Still Air)   3 mA
<b>Sensor Operating Temperature Range:</b>	-40 to 395°C (-40 to 743°F)
<b>Enclosure Specifications (Operating Temperature Range, Material, Flammability, NEMA/IP Ratings):</b>	"GD" Enclosure: -40 to 199°C (-40 to 390°F)   Galvanized Steel; NEMA 1 (IP10) "BB" Enclosure: -40 to 85°C (-40 to 185°F)   Aluminum; NEMA 3R (IP 14)
<b>Storage Temperature Range:</b>	-40 to 85°C (-40 to 185°F)
<b>Operating Humidity Range:</b>	10 to 90% RH, non-condensing
<b>Probe Material   Probe Diameter:</b>	316 Stainless Steel   0.250" (6.35 mm)
<b>Compression Fitting Material:</b>	316 Stainless Steel
<b>Lead Length   Conductor Size:</b>	8' (2.44 m)   24 AWG (0.20 mm <sup>2</sup> )
<b>Lead Wire Insulation   Conductor Material:</b>	Fiberglass Braided Insulation w/ Mica Tape   27% Nickel Plated Copper
<b>Product Dimensions   Product Weight:</b>	See table on back of Product Data sheet
<b>Agency Approvals <sup>3</sup>:</b>	CE, RoHS2, WEEE

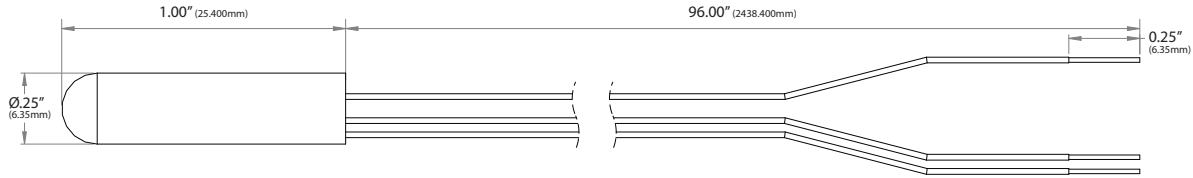
**Note 1:** Best transmitter accuracy with spans in 100°F Increments (ie. 0 to 100°F, 20 to 220°F, and 100 to 600°F) | **Note 2:** Where |t| is the absolute value of temperature above or below 0°C in Centigrade) | **Note 3:** All TT and TTM Series temperature transmitters are not CE Compliant but are RoHS2 and WEEE Compliant | The ACI High Temperature Bullet Probe Series sensors and transmitters are a single point bullet probe sensor featuring a three



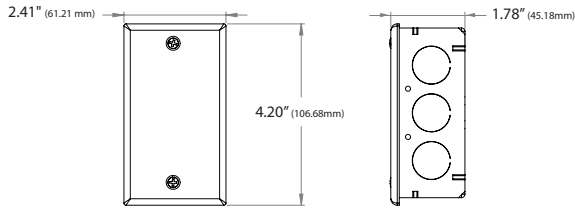


**DIMENSIONAL DRAWING**

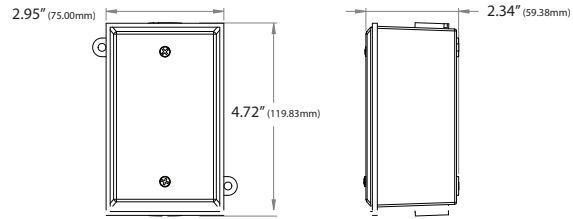
**Bullet Probe**



**Galvanized Enclosure** Transmitter only



**Bell Box Enclosure** Transmitter only



Standard View

**STANDARD ORDERING**

Model # Example: **A/100-3W-HT-BP-8'** -OR- **119985**

Model #	Item #	Description
<b>A/100-3W-HT-BP-8'</b>	119985	100 Ohm RTD, High Temp, 1" Bullet Probe, 8' Wire Length
<b>A/1K-3W-HT-BP-8'</b>	120377	1K Ohm RTD, High Temp, 1" Bullet Probe, 8' Wire Length
<b>A/100-3W-HT-BP-NIST</b>	146610	100 Ohm RTD, High Temp, 1" Bullet Probe, 8' Wire Length, NIST Certification
<b>A/1K-3W-HT-BP-NIST</b>	146611	1K Ohm RTD, High Temp, 1" Bullet Probe, 8' Wire Length, NIST Certification

**CUSTOM SENSOR ORDERING**

*High Temp Bullet Probe Transmitters*

Model # Example: **A/ TT100 HT BP 8' 1' GB**

**MODEL #**

<b>A. Sensor Series</b> <i>No Selection Required</i>	<b>A/</b> _____ →	<b>A/</b>
<b>B. Model Series</b> <i>Select One (1)</i>	<b>TT100</b> = Unmatched Temp. Transmitter & 100 Ohm RTD <b>TT1K</b> = Unmatched Temp. Transmitter & 1K RTD <b>TTM100</b> = Matched 100 Ohm Temp Transmitter/Sensor <b>TTM1K</b> = Matched 1K Ohm Temp Transmitter/Sensor <b>Must specify 3 or 5 Point NIST Certificates for all TTM100 and TTM1K Transmitters</b>	
<b>C. High Temp</b> <i>No Selection Required</i>	<b>HT</b> = High Temp Series _____ →	<b>HT</b>
<b>D. Configuration</b> <i>No Selection Required</i>	<b>BP</b> = Bullet Probe _____ →	<b>BP</b>
<b>E. Wire Length</b> <i>No Selection Required</i>	<b>8'</b> = 8' Wire Length _____ →	<b>8'</b>
<b>F. Analog Output</b> <i>Select One (1)</i>	<b>1</b> = 1 to 5 VDC   <b>2</b> = 2 to 10 VDC   <b>4</b> = 4 to 20 mA	
<b>G. Enclosure Options</b> <i>Select One (1)</i>	<b>GD</b> = Galvanized Enclosure   <b>BB</b> = Aluminum Weather Proof Enclosure	
<b>H. Calibrated Temp Span</b> <sup>4</sup>	<b>Specify Range</b> = Must Specify the Low and High range of your calibrated temp span in °F or °C	

**Note 4:** Best transmitter accuracy with spans in 100°F Increments (ie. 0 to 100°F, 20 to 220°F, and 100 to 600°F) | All TT and TTM Series temperature transmitters are not CE Compliant but are RoHS2 and WEEE Compliant

