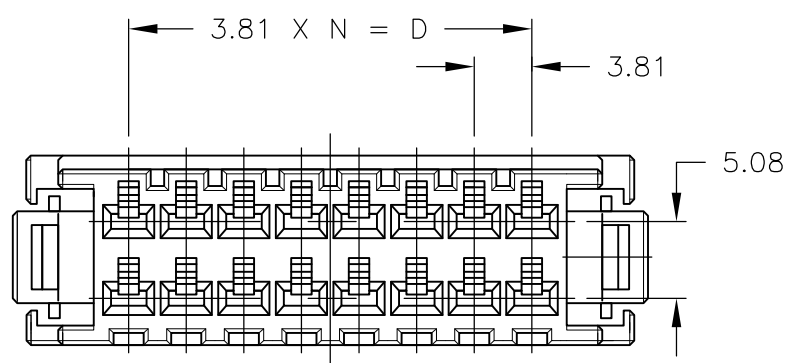
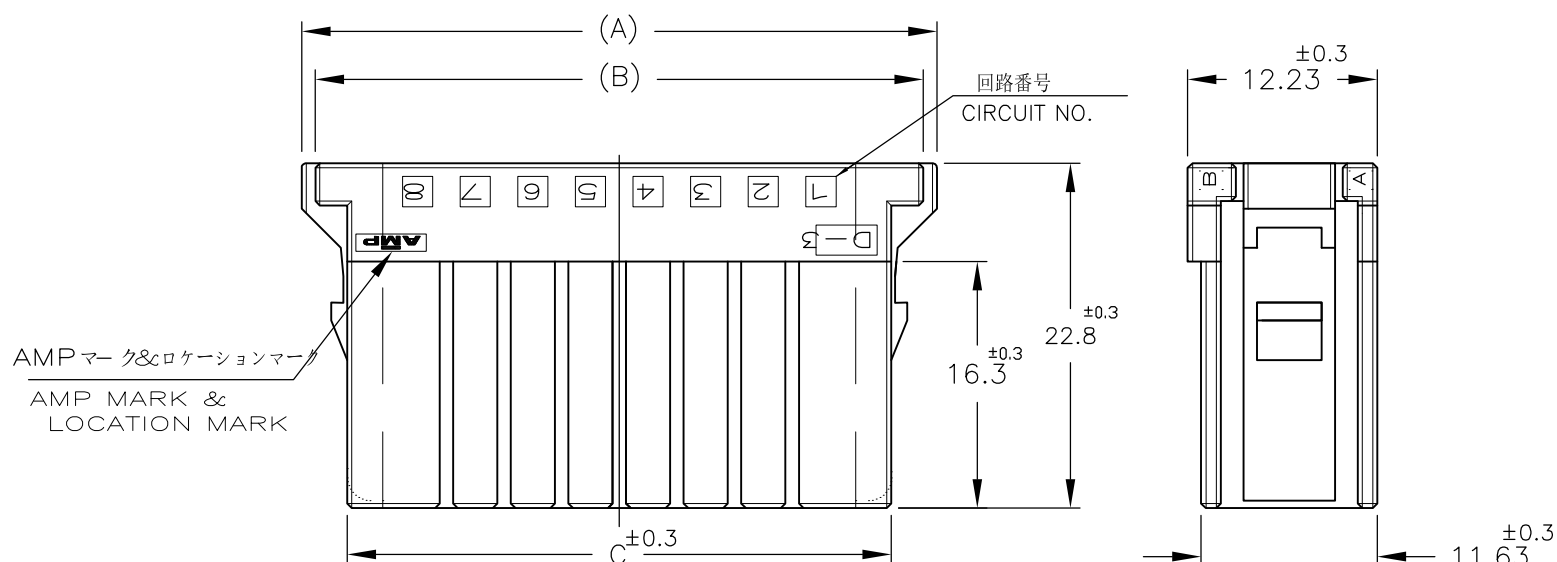
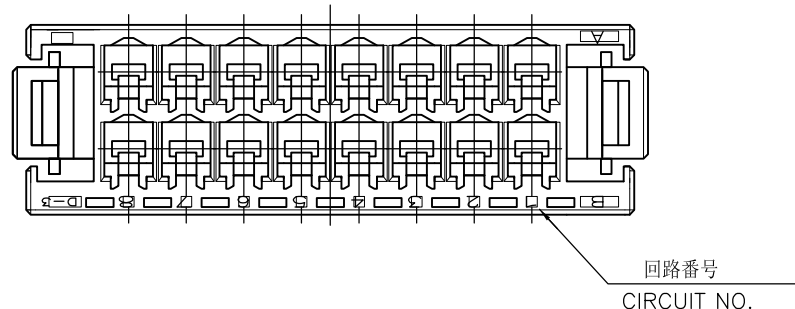


THIS DRAWING IS UNPUBLISHED. RELEASED FOR PUBLICATION

© COPYRIGHT - By Tyco Electronics Japan G.K.

ALL RIGHTS RESERVED.

| LOC | DIST | REVISIONS |     |             |           |     |      |
|-----|------|-----------|-----|-------------|-----------|-----|------|
| J   | -    | P         | LTR | DESCRIPTION | DATE      | DWN | APVD |
|     |      |           | C9  | REVISED     | 11NOV2014 | K.T | N.Y  |



NOTE

- 1 MATERIAL:GLASS FIELD THERMO PLASTIC,POLYESTER COLOR;BLACK
- ~~2 TO COAT ALL SURFACE OF HOUSING WITH TEFLON~~
- 3 THE SHAPE,SIZE AND POSITION OF THE CHARACTER SHOW THE OUTLINE THEY DON'T SHOW DETAILS

注記

- 1 材料: ガラス入り熱可塑性ポリエステル樹脂 色: 黒色
- ~~2 ハウジング全面にテフロン塗装のこと~~
- 3 文字の形状、大きさ、および位置については、大略を示すものであり、詳細を示すものではありません。

|          |              | 20 POS.   | 51.03 | 47.83 | 43.37          | 34.29 | 9 | 178289-8              |
|----------|--------------|-----------|-------|-------|----------------|-------|---|-----------------------|
| OBSOLETE | <del>△</del> | 16 POS.   |       |       |                |       |   | <del>5=178289=7</del> |
| OBSOLETE | <del>△</del> | 16 POS.   |       |       |                |       |   | <del>178289-7</del>   |
|          |              |           |       |       | SEE SHEET 20F2 |       |   |                       |
|          |              | 12 POS.   | 35.79 | 32.59 | 28.13          | 19.05 | 5 | 178289-6              |
| OBSOLETE | <del>△</del> | 10 POS.   | 31.98 | 28.78 | 24.32          | 15.24 | 4 | <del>5=178289=5</del> |
|          |              | 10 POS.   | 31.98 | 28.78 | 24.32          | 15.24 | 4 | 178289-5              |
|          |              | 8 POS.    | 28.17 | 24.97 | 20.51          | 11.43 | 3 | 178289-4              |
| OBSOLETE | <del>△</del> | 6 POS.    | 24.36 | 21.16 | 16.70          | 7.62  | 2 | <del>5=178289=3</del> |
|          |              | 6 POS.    | 24.36 | 21.16 | 16.70          | 7.62  | 2 | 178289-3              |
| FINISH   | POS.         | DIMENSION | A     | B     | C              | D     | N | PART NUMBER           |

THIS DRAWING IS A CONTROLLED DOCUMENT.

DWN N.MATSUBARA 09JUL1991  
 CHK H.OBATA 24FEB1992  
 APVD S.MANABE 04MAR1992

**STE** TE Connectivity

NAME: REC HSG FOR DYNAMIC DPUBLE ROW  
 DYNAMIC D-3100 REC HSG

PRODUCT SPEC: -  
 APPLICATION SPEC: -  
 MATERIAL: SEE NOTE  
 FINISH: -

SIZE: A3 CAGE CODE: 00779 DRAWING NO: C-178289 RESTRICTED TO: -  
 WEIGHT: -

CUSTOMER DRAWING SCALE: 2:1 SHEET: 1 OF 2 REV: C9

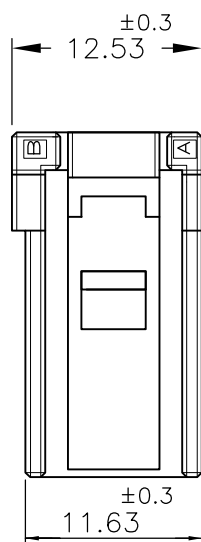
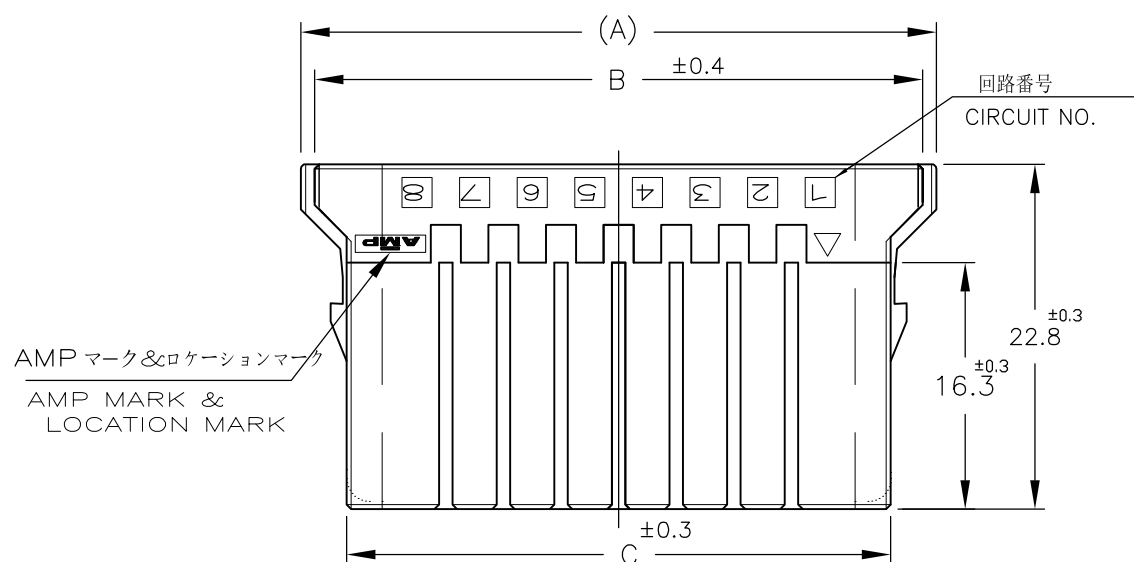
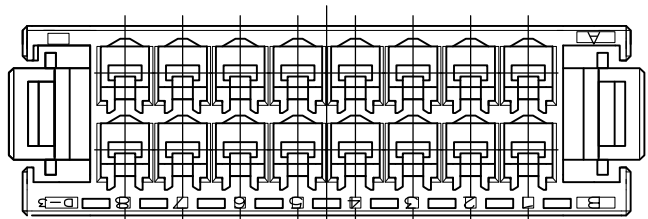
THIS DRAWING IS UNPUBLISHED.

RELEASED FOR PUBLICATION

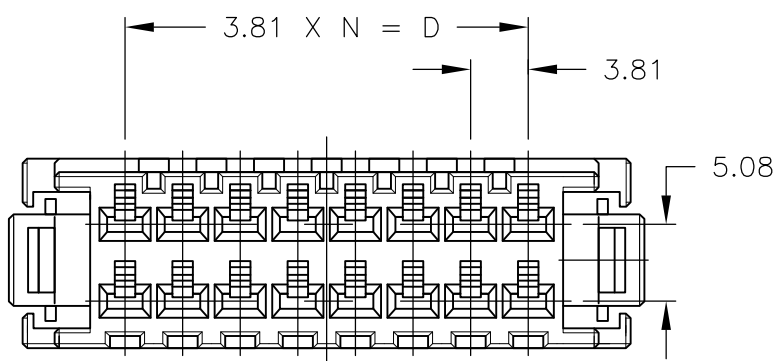
© COPYRIGHT - By Tyco Electronics Japan G.K.

ALL RIGHTS RESERVED.

| LOC | DIST | REVISIONS |     |             |      |     |      |
|-----|------|-----------|-----|-------------|------|-----|------|
| J   | -    | P         | LTR | DESCRIPTION | DATE | DWN | APVD |
|     |      | -         |     | SEE SHEET 1 | -    | -   | -    |



NOTE:SEE SHEET 1 OF 2



|          |  |        |       |           |       |       |   |   |   |             |
|----------|--|--------|-------|-----------|-------|-------|---|---|---|-------------|
| OBSOLETE |  |        |       |           |       |       |   |   |   | 5-178289-7  |
|          |  | 16POS  | 42.71 | 40.21     | 35.97 | 26.67 | 7 |   |   | 178289-7    |
|          |  | FINISH | POS.  | DIMENSION | A     | B     | C | D | N | PART NUMBER |

|  |  |  |             |  |                 |  |
|--|--|--|-------------|--|-----------------|--|
| THIS DRAWING IS A CONTROLLED DOCUMENT. |  | DWN                                    | N.MATSUBARA | 09JUL1991  | TE Connectivity |  |
|  |  | CHK                                    | H.OBATA     | 24FEB1992  |                 |  |
|  |  | APVD                                   | S.MANABE    | 04MAR1992  | NAME            |  |
| DIMENSIONS: mm                         |  | TOLERANCES UNLESS OTHERWISE SPECIFIED: |             | REC HSG FOR DYNAMIC DPUBLE ROW<br>DYNAMIC D-3100 REC HSG |                 |  |
|  |  | 0 PLC ±                                |             | -  |                 |  |
|  |  | 1 PLC ± 10 > : ±0.2                    |             | -  |                 |  |
| MATERIAL SEE NOTE                      |  | 2 PLC ± < 30 : ±0.25                   |             | APPLICATION SPEC   |                 |  |
|  |  | 3 PLC ± 30 < 100 : ±0.3                |             | -  |                 |  |
|  |  | 4 PLC ANGLES ± 3'                      |             | SIZE   |                 |  |
|  |  | FINISH -                               |             | CAGE CODE  |                 |  |
|  |  |  |             | DRAWING NO   |                 |  |
|  |  |  |             | RESTRICTED TO  |                 |  |
|  |  |  |             | A300779  |                 |  |
|  |  |  |             | C-178289   |                 |  |
|  |  |  |             | SCALE 2:1  |                 |  |
|  |  |  |             | SHEET 2 OF 2   |                 |  |
|  |  |  |             | REV C9   |                 |  |
|  |  |  |             | CUSTOMER DRAWING   |                 |  |