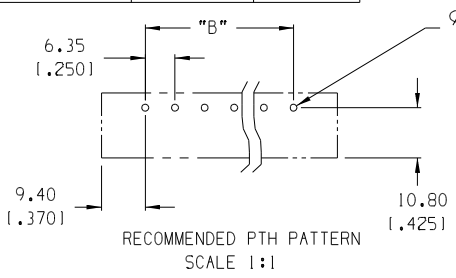
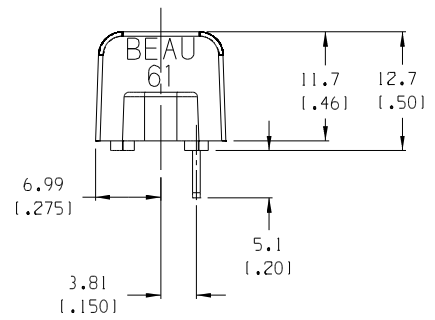
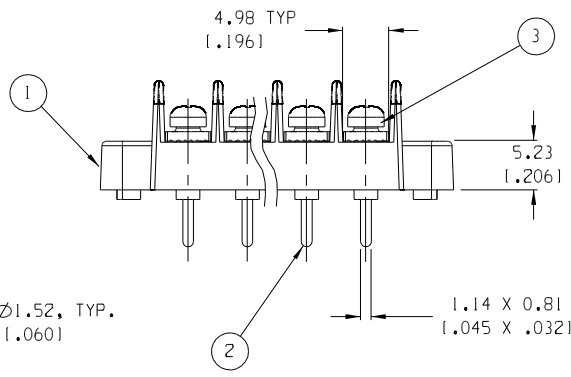
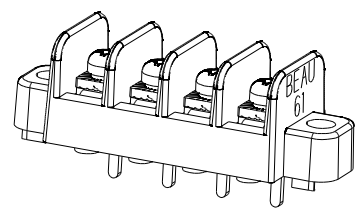
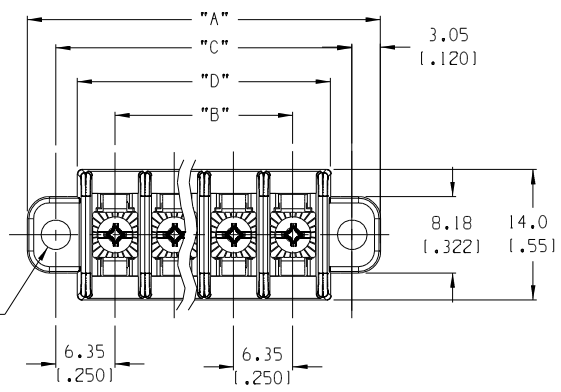


	10	9		8		7		6	5	4	3	2	1
	QTY. OF CIRC. "XX"	DIM. "A"		DIM. "B"		DIM. "C"		DIM. "D"		MATERIAL # (-50 OPT.)			
F	02	25.1	1.991	6.35	1.2501	19.05	1.7501	14.4	1.571	38610-7602			
	03	31.5	11.241	12.70	1.5001	25.40	11.0001	20.8	1.821	38610-7603			
	04	37.8	11.491	19.05	1.7501	31.75	11.2501	27.1	11.071	38610-7604			
	05	44.2	11.741	25.40	11.0001	38.10	11.5001	33.5	11.321	38610-7605			
	06	50.5	11.991	31.75	11.2501	44.45	11.7501	39.8	11.571	38610-7606			
	07	56.9	12.241	38.10	11.5001	50.80	12.0001	46.2	11.821	38610-7607			
	08	63.2	12.491	44.45	11.7501	57.15	12.2501	52.5	12.071	38610-7608			
	09	69.6	12.741	50.80	12.0001	63.50	12.5001	58.9	12.321	38610-7609			
	10	75.9	12.991	57.15	12.2501	69.85	12.7501	65.2	12.571	38610-7610			
E	11	82.3	13.241	63.50	12.5001	76.20	13.0001	71.6	12.821	38610-7611			
	12	88.6	13.491	69.85	12.7501	82.55	13.2501	77.9	13.071	38610-7612			
	13	95.0	13.741	76.20	13.0001	88.90	13.5001	84.3	13.321	38610-7613			
	14	101.3	13.991	82.55	13.2501	95.25	13.7501	90.6	13.571	38610-7614			
	15	107.7	14.241	88.90	13.5001	101.60	14.0001	97.0	13.821	38610-7615			
	16	114.0	14.491	95.25	13.7501	107.95	14.2501	103.3	14.071	38610-7616			
	17	120.4	14.741	101.60	14.0001	114.30	14.5001	109.7	14.321	38610-7617			
	18	126.7	14.991	107.95	14.2501	120.65	14.7501	116.0	14.571	38610-7618			
	19	133.1	15.241	114.30	14.5001	127.00	15.0001	122.4	14.821	38610-7619			
D	20	139.4	15.491	120.65	14.7501	133.35	15.2501	128.7	15.071	38610-7620			
	21	145.8	15.741	127.00	15.0001	139.70	15.5001	135.1	15.321	38610-7621			
	22	152.1	15.991	133.35	15.2501	146.05	15.7501	141.4	15.571	38610-7622			
	23	158.5	16.241	139.70	15.5001	152.40	16.0001	147.8	15.821	38610-7623			
	24	164.8	16.491	146.05	15.7501	158.75	16.2501	154.1	16.071	38610-7624			
	25	171.2	16.741	152.40	16.0001	165.10	16.5001	160.5	16.321	38610-7625			
	26	177.5	16.991	158.75	16.2501	171.45	16.7501	166.8	16.571	38610-7626			
	27	183.9	17.241	165.10	16.5001	177.80	17.0001	173.2	16.821	38610-7627			
C	28	190.2	17.491	171.45	16.7501	184.15	17.2501	179.5	17.071	38610-7628			
	29	196.6	17.741	177.80	17.0001	190.50	17.5001	185.9	17.321	38610-7629			
	30	202.9	17.991	184.15	17.2501	196.85	17.7501	192.2	17.571	38610-7630			
	31	209.3	18.241	190.50	17.5001	203.20	18.0001	198.6	17.821	38610-7631			
	32	215.6	18.491	196.85	17.7501	209.55	18.2501	204.9	18.071	38610-7632			



- NOTES:
1. MATERIAL: SEE TABLE
 2. FINISHES: SEE TABLE
 3. PRODUCT SPECIFICATION: NOT REQUIRED
 4. PACKAGING: NOT REQUIRED
 5. MATES WITH: NONE
 6. "XX" REFERS TO NUMBER OF CIRCUITS

ITEM	QTY.	DESCRIPTION	MATERIAL	FINISH
3	XX	SCREW & WASHER, #3-48 (-50 OPT)	STEEL	ZN, CLEAR CHROMATE
2	XX	TERMINAL, PC, STYLE 5	BRASS	TIN PLATE
1	1	BARRIER TERMINAL STRIP	THERMOPLASTIC	BLACK

EC NO. RELEASED DRW: CLY CH/K: APPR:	QUALITY SYMBOLS MAJOR CRITICAL SPC	GENERAL TOLERANCES: (UNLESS SPECIFIED)		SCALE 2:1	DESIGN UNITS <input type="checkbox"/> mm <input checked="" type="checkbox"/> INCH	THIRD ANGLE PROJECTION	PROJECT NO. - - -	DIMENSIONS: <input checked="" type="checkbox"/> mm <input type="checkbox"/> INCH <input type="checkbox"/> mm ONLY	SHT REV
		4 PLACES ±.0015 3 PLACES ±.005 2 PLACES ±.01 1 PLACE ±.3	DRAWN BY & DATE C. YORK 11-22-04	CHECKED BY & DATE	TITLE: 6.35mm (.250") SR BTS ASSY, CLAMP WASHER SCREW	REVISE ON CAD ONLY			
REV A	DESCRIPTION	ANGULAR: ±2°	DRAFT WHERE APPLICABLE MUST REMAIN WITHIN DIMENSIONS	APPROVED BY & DATE	CAD FILENAME 615XX	MATERIAL NO. SEE CHART	DRAWING NO. SD-38610-004	SHEET NO. 1 OF 1	SIZE B

THIS DRAWING CONTAINS INFORMATION THAT IS PROPRIETARY TO MOLEX INCORPORATED AND SHOULD NOT BE USED WITHOUT WRITTEN PERMISSION.