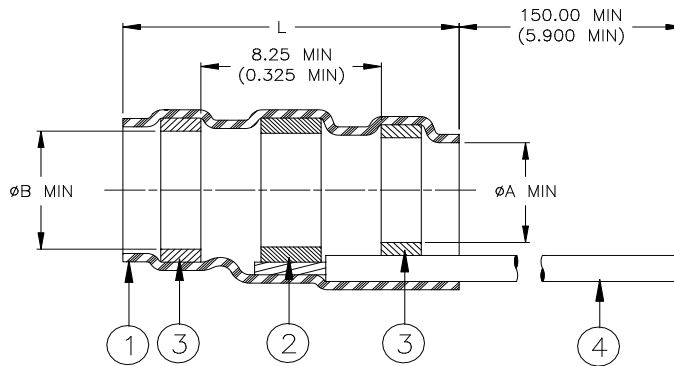


# CUSTOMER DRAWING



Product Name	Ident. Code	Product Dimensions			Cable Dimensions			
		$L \pm 1.75$ ( $L \pm 0.070$ )	$\phi A$ min	$\phi B$ min	$\phi D$ max	$\phi E$ max	$\phi F$ min	$\phi G$ min
SO63-1-W3-GA-9	SO631R	16.50 (0.650)	1.90 (0.075)	2.65 (0.105)	1.90 (0.075)	2.65 (0.105)	0.90 (0.035)	0.50 (0.020)
SO63-2- W3-GA-9	SO632R	16.50 (0.650)	2.65 (0.105)	3.68 (0.145)	2.65 (0.105)	3.68 (0.145)	1.40 (0.055)	0.75 (0.030)
SO63-3- W3-GA-9	SO633R	16.50 (0.650)	4.30 (0.170)	5.08 (0.200)	4.30 (0.170)	5.08 (0.200)	2.15 (0.085)	1.25 (0.050)
SO63-4- W3-GA-9	SO634R	19.10 (0.750)	5.95 (0.235)	6.45 (0.255)	5.95 (0.235)	6.45 (0.255)	3.30 (0.130)	1.80 (0.070)
SO63-5- W3-GA-9	SO635R	19.10 (0.750)	7.00 (0.275)	7.60 (0.300)	7.00 (0.275)	7.60 (0.300)	4.30 (0.170)	2.50 (0.100)

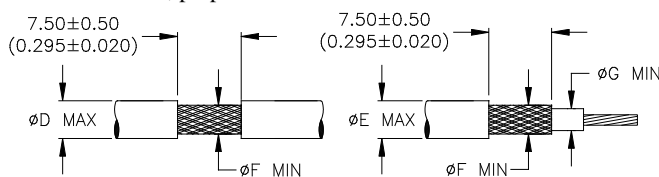
### MATERIALS

- INSULATION SLEEVE: Heat-shrinkable, transparent blue, radiation cross-linked modified polyvinylidene fluoride.
  - SOLDER PREFORM WITH FLUX AND THERMAL INDICATOR:
    - SOLDER: TYPE Sn63 per ANSI/J-STD-006.
    - FLUX: TYPE ROL1 per ANSI/J-STD-004.
    - THERMAL INDICATOR: Fusible ring, melt point: 221°C.
  - MELTABLE RINGS: Environment resistant thermoplastic. Color: blue.
  - GROUND LEAD: MIL-W-22759/33-GA-9 (Raychem 55A0114-GA-9) HSCA silver-plated stranded wire. Color: white.
- See part number guide for gauge information.

### APPLICATION

- These parts will provide a shield termination assembly which will meet the requirements of SAE-AS83519/2 when installed in accordance with Raychem RCPS-100-70 on cables rated for at least 125°C, meeting the dimensional criteria listed, having tin or silver plated shields. See M83519 or consult Raychem for compatible insulation material.
- Temperature rating: -55°C to +150°C.

For best results, prepare the cable as shown:





Parts shall be noted with identification code per table.  
"G" is the minimum diameter on which the sleeve will seal.

### Part Number Guide:

SO63-X-W3-GA-9

- Lead AWG 26, 28
- Lead type: M22759/33  
(Raychem 55A0114)
- Size 1 to 5

TE Connectivity, TE connectivity (logo), Raychem, and SolderSleeve are trademarks

				TITLE: <b>SOLDERSLEEVE DEVICE WITH                  PRE-INSTALLED LEAD, IMMERSION                  RESISTANT</b>					
Unless otherwise specified dimensions are in millimeters. [Inches dimensions are shown in brackets]				DOCUMENT NO.: <b>SO63-X-W3-GA-9</b>					
TOLERANCES: 0.00 N/A 0.0 N/A 0 N/A		ANGLES: N/A ROUGHNESS IN MICRON		TE Connectivity reserves the right to amend this drawing at any time. Users should evaluate the suitability of the product for their application.		Revision: 2		Issue Date: March 2020	
PREPARED BY: mforonda		DATE: 20-Jan-04		CAGE CODE : 06090		ECO: ECO-20-004480		SCALE: ---	
						SIZE: A		SHEET: 1 of 1	