

Customer Information Sheet

DRAWING No.: M22-220XXXX

SHEET 2 OF 2

IF IN DOUBT - ASK

©

NOT TO SCALE

THIRD ANGLE PROJECTION

ALL DIMENSIONS IN mm

SPECIFICATIONS:

MATERIAL:

MOULDING = NYLON 9T, ULV94V-0

CONTACTS = BRASS

FINISH:

45 = GOLD

46 = 100% TIN

ELECTRICAL:

CURRENT RATING = 2A

VOLTAGE RATING = 100V AC/DC

DIELECTRIC WITHSTANDING = 800V AC MIN

INSULATION RESISTANCE = 1,000MΩ MIN

ENVIRONMENTAL:

TEMPRETURE RANGE = -25°C TO +85°C

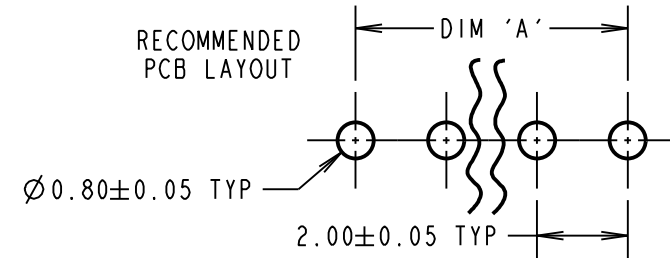
FOR COMPLETE SPECIFICATION, SEE COMPONENT

SPECIFICATION CO18XX (LATEST ISSUE)

NOTES:

- ALL TOLERANCES ARE ± 0.20 UNLESS SOTHERWISE STATED.

RECOMMENDED
PCB LAYOUT



Active products:

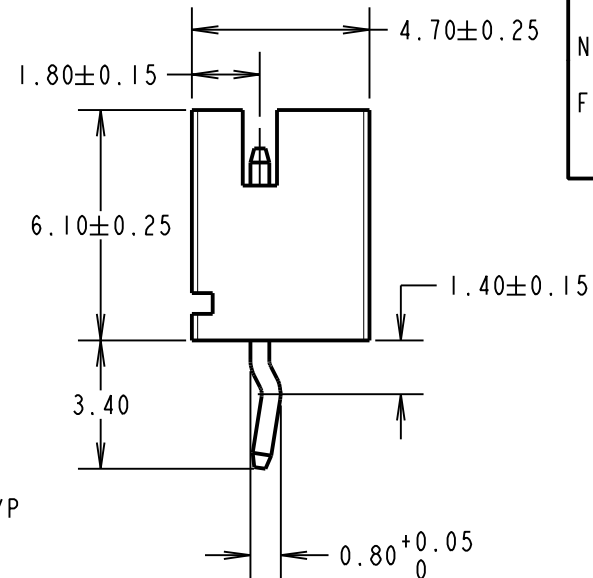
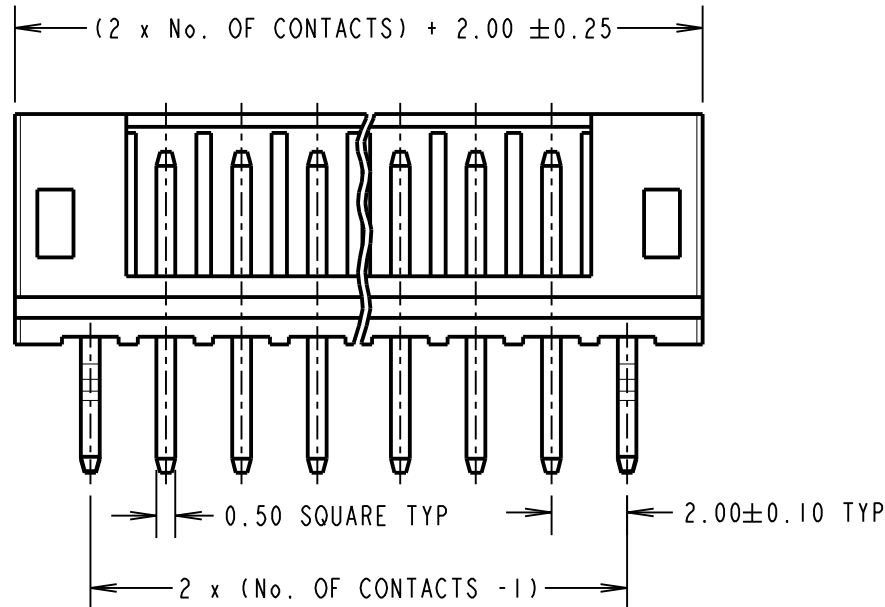
- M22-2200246
- M22-2200445
- M22-2200446
- M22-2200546

OBSOLETE
All other size/finish combinations not listed

ORDER CODE:
M22-220XXXX

No. OF CONTACTS: 02 TO 08

FINISH:
45 = GOLD
46 = 100% TIN



| | | | |
|--------------------|------|----------|--------|
| MSP | 12 | 15.06.15 | 12803 |
| NAME | ISS. | DATE | C/NOTE |
| APPROVED: M.PERREN | | | |
| CHECKED: S.BENNETT | | | |
| DRAWN: M.PERREN | | | |
| CUSTOMER REF.: | | | |
| ASSEMBLY DRG: | | | |

HARWIN

www.harwin.com
technical@harwin.com

THIS DRAWING AND ANY INFORMATION OR DESCRIPTIVE MATTER SET OUT HEREON ARE CONFIDENTIAL AND COPYRIGHT PROPERTY OF THE HARWIN GROUP AND MUST NOT BE DISCLOSED, LOANED, COPIED OR USED FOR MANUFACTURING, TENDERING OR FOR ANY OTHER PURPOSE WITHOUT THEIR WRITTEN PERMISSION.

TOLERANCES

~~X = ± 1 mm~~
~~X.X = ± 0.50 mm~~
~~X.XX = ± 0.10 mm~~
~~X.XXX = ± 0.01 mm~~
~~ANGLES = $\pm 5^\circ$~~
 UNLESS STATED

MATERIAL: SEE ABOVE

FINISH: SEE ABOVE

S/AREA: mm²

TITLE: 2mm VERTICAL SHROUDED PIN HEADER

DRAWING NUMBER: M22-220XXXX

SHT 2 OF 2