

Product Change Notice



MK-012354-SL

Issue Date : 26 November 2018

Dear Valued Customer,

This PCN covers changes to the led polarization as seen in figures 2 below. The end user should connect the long leg which is in the same side of the bung (please see figure 3) to the positive of the power.

Affected Part Numbers						
DX0998/GN	DX1090/GN	DX1091/GN	DX1092/GN	DX1093/GN	DX1120/GN	DX1121/GN
DX0998/RD	DX1090/RD	DX1091/RD	DX1092/RD	DX1093/RD	DX1120/RD	DX1121/RD
DX0998/YL	DX1090/YL	DX1091/YL	DX1092/YL	DX1093/YL	DX1120/YL	DX1121/YL
DX0999/GN						
DX0999/RD						

Figure 1 below shows the old led polarization. In this version the long leg is the negative (cathode) and the short one is the positive (anode).

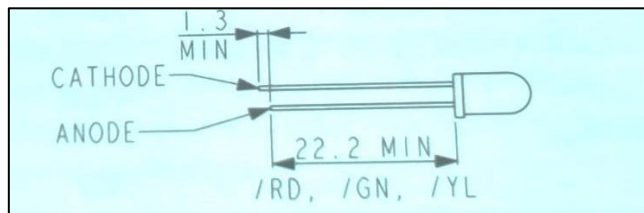


Figure 1: old led specification

Figure 2 below shows the new led polarization. In the new version the long leg is the positive (anode) and the short one is the negative (cathode). It's almost the opposite of the old version for the Red, green and yellow led color.

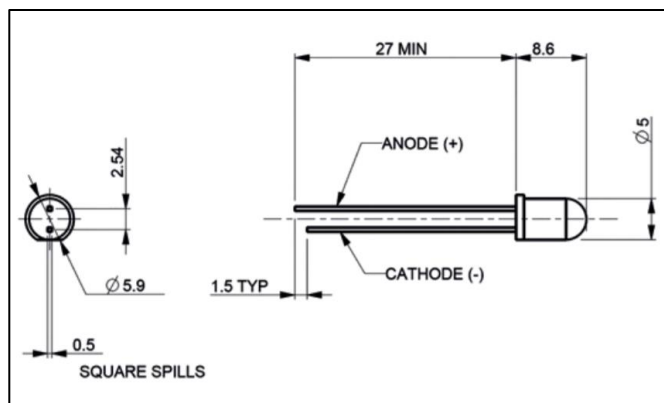


Figure 2: new led specification

Figure 3 below shows the led polarization on finished product.




Figure 3: polarization Led shown on finished product

If you have any questions about this change, please do not hesitate to contact your local sales representative or authorized distributors.