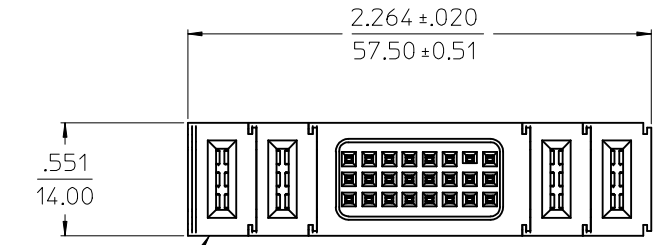
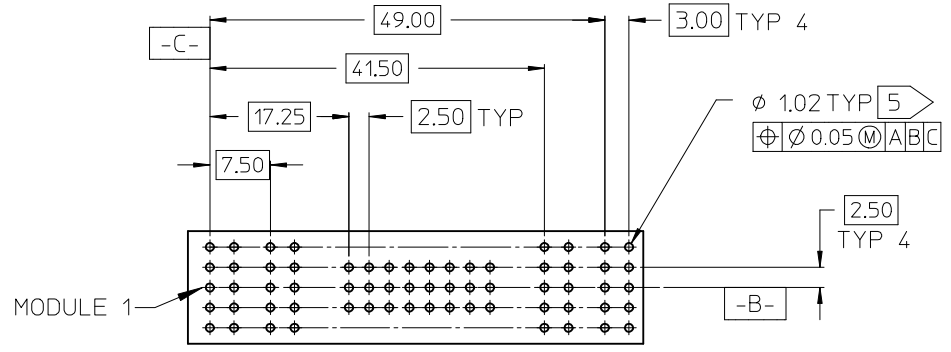
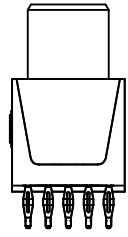
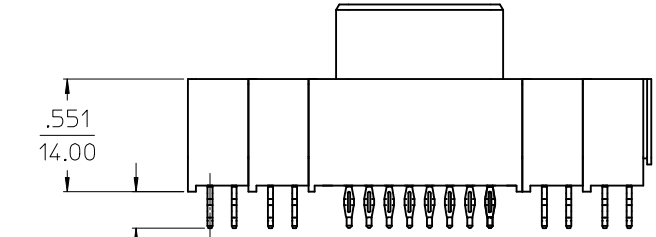


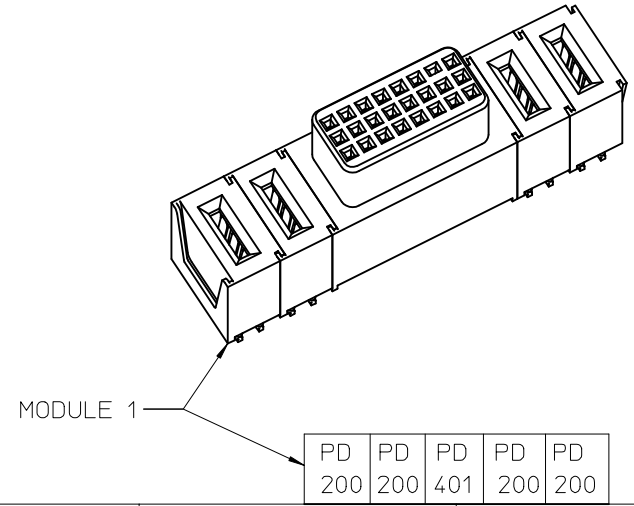
- NOTES:
1. MATERIAL: LCP, GLASS FILLED, UL94V-0, BLACK.
CONTACTS: COPPER ALLOY
 2. FINISH: SELECT GOLD: 30 MI MIN.
SELECT TIN: 100 MI MIN.
BOTH OVER NICKEL
 3. PRODUCT SPECIFICATION: PS-45424-001.
 4. PACKAGING SPECIFICATION: PK-45484-001.
 5. PCB HOLE SPECIFICATION: PS-45424-001.



MODULE 1



MODULE 1



| | | | | |
|-----|-----|-----|-----|-----|
| PD | PD | PD | PD | PD |
| 200 | 200 | 401 | 200 | 200 |

PCB LAYOUT: COMPONENT SIDE
PCB THICKNESS: .093/2.36
PCB TOLERANCE: ±.002/0.05

| | | |
|--------------|-------------|--------------------------|
| GEOM TOL PCB | DESCRIPTION | EC NO: UCP2005-2724 |
| | | DRWN: ADRA1N02005/07/07 |
| REV | REV | CH:KD:KSAMIEC 2005/07/08 |
| | | APPR: APATEL 2005/08/17 |
| D1 | | |

| | | |
|-----------------|---------------------------------------|---------------|
| QUALITY SYMBOLS | GENERAL TOLERANCES (UNLESS SPECIFIED) | |
| | mm | INCH |
| | 4 PLACES | ± --- ± --- |
| | 3 PLACES | ± --- ± .010 |
| | 2 PLACES | ± 0.25 ± .015 |
| | 1 PLACE | ± 0.38 ± --- |
| | ANGULAR ±1/2° | |
| | DRAFT WHERE APPLICABLE | |
| | MUST REMAIN WITHIN DIMENSIONS | |

| | |
|-----------------|--------------|
| SCALE | DESIGN UNITS |
| 1:1 | METRIC |
| DIMENSION STYLE | |
| IN/MM | |
| DRAWN BY | DATE |
| SAMIEC | 2003/03/25 |
| CHECKED BY | DATE |
| MARGULIS | 2003/03/25 |
| APPROVED BY | DATE |
| MARGULIS | 2003/03/25 |

| | | |
|---|---|-----------|
| THIRD ANGLE PROJECTION | REVISE ON CAD ONLY | |
| TITLE | POWER DOCK ASSEMBLY SOCKET VERTICAL CPI | |
| Molex logo | MOLEX INCORPORATED | |
| MATERIAL NO. | DOCUMENT NO. | SHEET NO. |
| 45484-0003 | SD-45484-003 | 1 OF 1 |
| THIS DRAWING CONTAINS INFORMATION THAT IS PROPRIETARY TO MOLEX INCORPORATED AND SHOULD NOT BE USED WITHOUT WRITTEN PERMISSION | | |