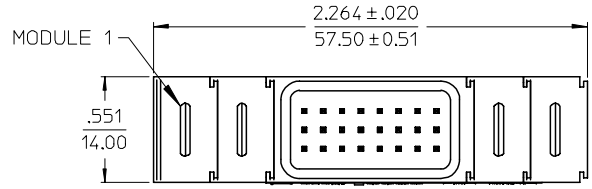
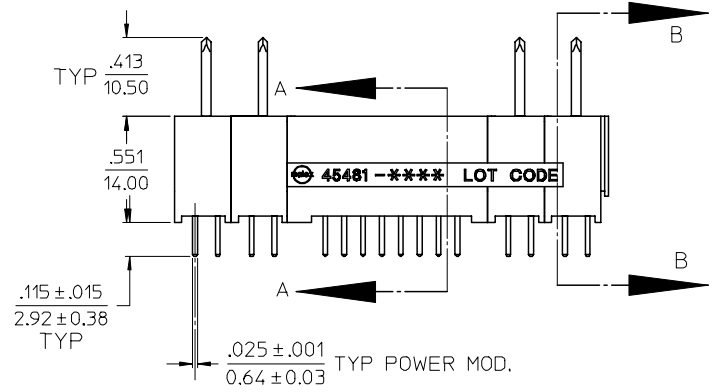
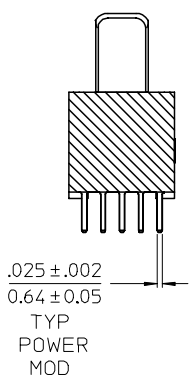


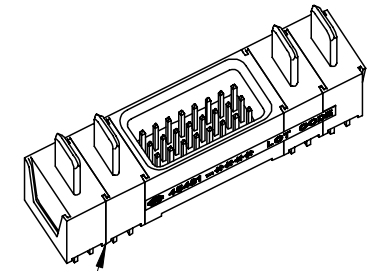
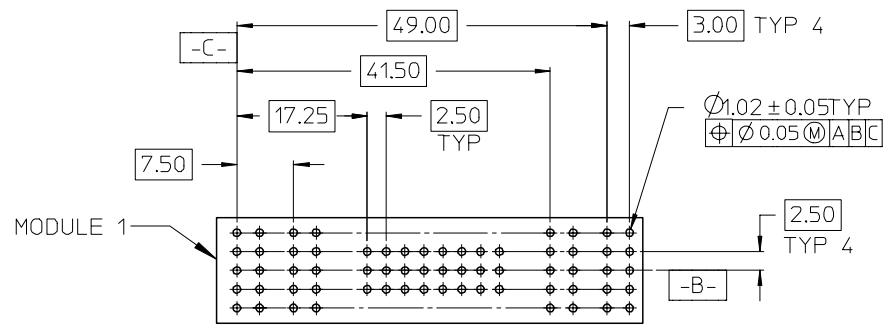
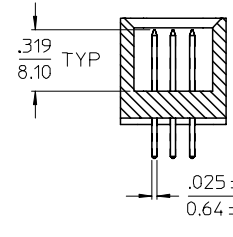
- NOTES:
1. MATERIAL: LCP, GLASS FILLED, UL94V-0, BLACK.
CONTACTS: COPPER ALLOY
 2. FINISH: SELECT GOLD: 30 MI MIN.
SELECT TIN: 100 MI MIN.
BOTH OVER NICKEL.
 3. PRODUCT SPECIFICATION: PS-45424-001.
 4. PACKAGING SPECIFICATION: PK-45481-001.



SECTION B-B



SECTION A-A



PD	PD	PD	PD	PD
101	101	330	101	101

PCB LAYOUT: COMPONENT SIDE
PCB THICKNESS: .062/1.57
PCB TOLERANCE: ±.002/0.05

ADDED STANDOFFS
EC NO: UCP2006-0519
DRWN:AD RATNOL2005/09/12
CHKD:KSAMEC 2005/09/15
APPR:APATEL 2005/09/15

QUALITY SYMBOLS	GENERAL TOLERANCES (UNLESS SPECIFIED)	
	mm	INCH
▲ - 0	4 PLACES ± ---	± ---
	3 PLACES ± ---	± .010
	2 PLACES ± 0.25	± .015
	1 PLACE ± 0.38	± ---
∇ - 0	ANGULAR ± 1/2°	
	DRAFT WHERE APPLICABLE	
	MUST REMAIN WITHIN DIMENSIONS	

SCALE	DESIGN UNITS	THIRD ANGLE PROJECTION	REVISE ON CAD ONLY
1:1	METRIC		
DIMENSION STYLE		TITLE	
IN/MM		POWER DOCK ASSEMBLY	
DRAWN BY	DATE	POWER	
SAMIEC	2003/04/24	VERTICAL SOLDER TAIL	
CHECKED BY	DATE	MOLEX INCORPORATED	
SAMIEC	2003/04/24	MOLEX INCORPORATED	
APPROVED BY	DATE	MATERIAL NO.	DOCUMENT NO.
MARGULIS	2003/04/24	45481-0002	SD-45481-002
THIS DRAWING CONTAINS INFORMATION THAT IS PROPRIETARY TO MOLEX INCORPORATED AND SHOULD NOT BE USED WITHOUT WRITTEN PERMISSION		SHEET NO.	1 OF 1

MATERIAL NO.		DOCUMENT NO.	SHEET NO.
45481-0002		SD-45481-002	1 OF 1