MARKETING SALES DRAWING

Electrical Testing per Tusonix standard test plans and Mil-Std-202 Test Methods.

DIMENSIONS IN INCHES - DO NOT SCALE THIS DRAWING
DIMENSIONS IN METRIC - [ ]

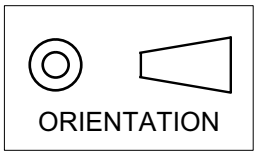

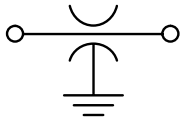

CIRCUIT

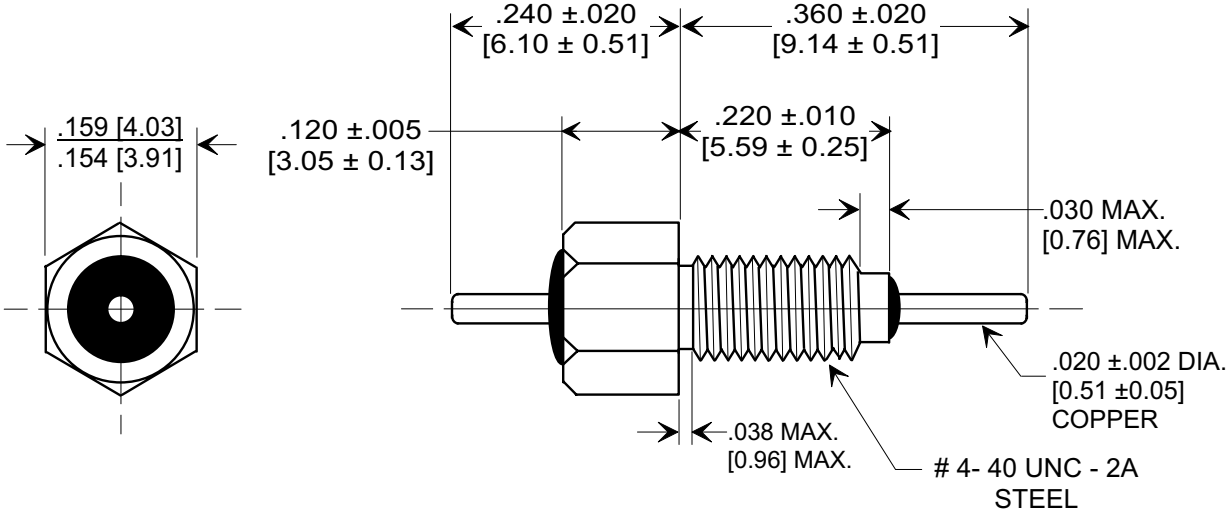

MOUNTING HARDWARE

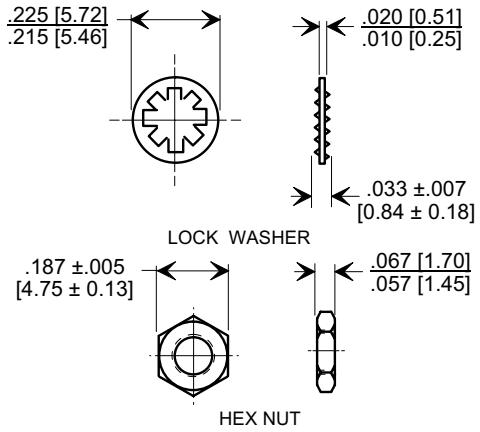

NOTES:

1. TUSONIX STANDARD PART NUMBER: 4400-007.
   TUSONIX RoHS COMPLIANT PART NUMBER: 4400-007 LF.
   CUSTOMER MUST SPECIFY STANDARD OR RoHS PART NUMBER WHEN ORDERING.
2. LEAD, BUSHING, AND MOUNTING HARDWARE: SILVER PLATED.
3. PART MARKING: TRADEMARK AND VARIATION NUMBER ON HEX FLATS. STANDARD PART: BLACK INK. RoHS PART: GREEN INK.
4. OPERATING TEMPERATURE RANGE : -55°C TO +125°C.
5. MAX. RECOMMENDED SOLDERING TEMPERATURE: 260°C.
6. SUPPLIED WITH HEX NUT AND INTERNAL TOOTH LOCK WASHER.
7. MAX. RECOMMENDED MOUNTING TORQUE - 2.0 lb.-in. [.226 Nm].

1,000	GMV	300	200	10 G Ω	500	10	----	5	20	35	45
CAP.(pf)	TOLERANCE	85°C	125°C	I.R. MIN. @ 100 (VDC.)	DWV (VDC)	DC CURRENT (AMPS)	1 MHz	10 MHz	100 MHz	1 GHz	10 GHz
		DC WORKING VOLTAGE					MIN. NO LOAD INSERTION LOSS (dB) @ 25°C PER MIL-STD-220				

REVISION RECORD															
0	Original Release C.O.	REDRAWN & REVISED ADDED 008,009. E.C. 05-30-90	10	5261	VARS 005,006,007 & 1MHz COLUMN ADDED. L.E. 11-07-90	11	5591	RDN TO COMP FMT & ADDED METRIC. S.M. 11-08-01	12	20000926-3-01	REVISED DWG. DRAWING MADE FOR EACH VAR. S.M. 12-02-02	13	20021125-1-08	10 (AMPS) WAS 5 (AMPS) L.E. 06-23-04	14	20040621-1-08	ADDED AND REVISED NOTES. S.M. 12-14-05	15	20051122-2-09

X-2015 Rev-0

--TOLERANCES--
Unless Otherwise Specified

DECIMAL ± **NOTED**

ANGLES ±

TUSONIX
TUCSON, ARIZONA

Title
BUSHING STYLE EMI FILTER

Drawn S.M. 11-07-01 | Scale 5 X

Approved B.Mc 11-07-01

A | **4400-007**