

# Inductive sensor

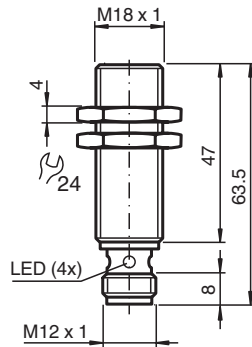
## NEB12-18GM50-E2-V1



- Increased operating distance
- 12 mm quasi flush



### Dimensions



### Technical Data

General specifications		
Switching function		Normally open (NO)
Output type		PNP
Rated operating distance	$s_n$	12 mm
Installation		quasi flush
Output polarity		DC
Assured operating distance	$s_a$	0 ... 9.72 mm
Actuating element		mild steel, e. g. 1.0037, SR235JR (formerly St37-2) 36 mm x 36 mm x 1 mm
Reduction factor $r_{Al}$		0.26
Reduction factor $r_{Cu}$		0.2
Reduction factor $r_{304}$		0.63
Reduction factor $r_{Brass}$		0.33
Output type		3-wire
Nominal ratings		
Installation conditions		
A		in steel 1.0037 (St37): 4 mm

Release date: 2023-01-25 Date of issue: 2023-01-25 Filename: 231731\_eng.pdf

Refer to "General Notes Relating to Pepperl+Fuchs Product Information".

Pepperl+Fuchs Group  
www.pepperl-fuchs.com

USA: +1 330 486 0001  
fa-info@us.pepperl-fuchs.com

Germany: +49 621 776 1111  
fa-info@de.pepperl-fuchs.com

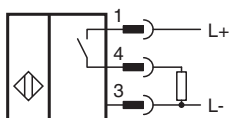
Singapore: +65 6779 9091  
fa-info@sg.pepperl-fuchs.com

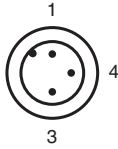
PEPPERL+FUCHS

## Technical Data

B		14 mm
C		36 mm
F		36 mm
Operating voltage	$U_B$	10 ... 30 V
Switching frequency	f	0 ... 500 Hz
Hysteresis	H	0.12 ... 1.8 mm
Reverse polarity protection		yes
Short-circuit protection		pulsing
Overload resistance		yes
Wire breakage protection		yes
Inductive overvoltage protection		yes
Surge suppression		yes
Ripple		10 %
Voltage drop	$U_d$	$\leq 2$ V
Repeat accuracy	R	0.6 mm
Operating current	$I_L$	0 ... 200 mA
Off-state current	$I_r$	$\leq 10$ $\mu$ A
No-load supply current	$I_0$	$\leq 11$ mA
Time delay before availability	$t_v$	$\leq 50$ ms
Switching state indicator		LED, yellow
<b>Functional safety related parameters</b>		
MTTF <sub>d</sub>		2650 a
Mission Time (T <sub>M</sub> )		20 a
Diagnostic Coverage (DC)		0 %
<b>Compliance with standards and directives</b>		
Standard conformity		
Standards		EN 60947-5-2:2007 IEC 60947-5-2:2007
<b>Approvals and certificates</b>		
UL approval		cULus Listed, General Purpose
CCC approval		CCC approval / marking not required for products rated $\leq 36$ V
<b>Ambient conditions</b>		
Ambient temperature		-25 ... 85 °C (-13 ... 185 °F)
Storage temperature		-40 ... 85 °C (-40 ... 185 °F)
<b>Mechanical specifications</b>		
Connection type		Connector plug M12 x 1 , 3-pin
Housing material		brass, nickel-plated
Sensing face		PBT
Degree of protection		IP67
Mass		50 g

## Connection

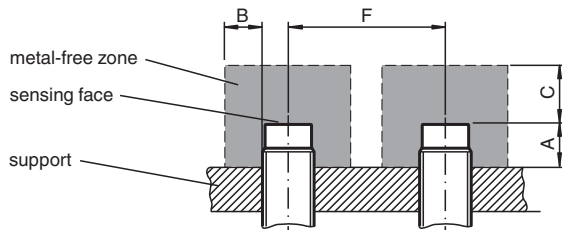




Wire colors in accordance with EN 60947-5-2

1	BN	(brown)
3	BU	(blue)
4	BK	(black)

## Installation



## Accessories

	<b>BF 18</b>	Mounting flange, 18 mm
	<b>V1-G-2M-PUR</b>	Female cordset single-ended M12 straight A-coded, 4-pin, PUR cable grey
	<b>V1-W-2M-PUR</b>	Female cordset single-ended M12 angled A-coded, 4-pin, PUR cable grey

Release date: 2023-01-25 Date of issue: 2023-01-25 Filename: 231731\_eng.pdf