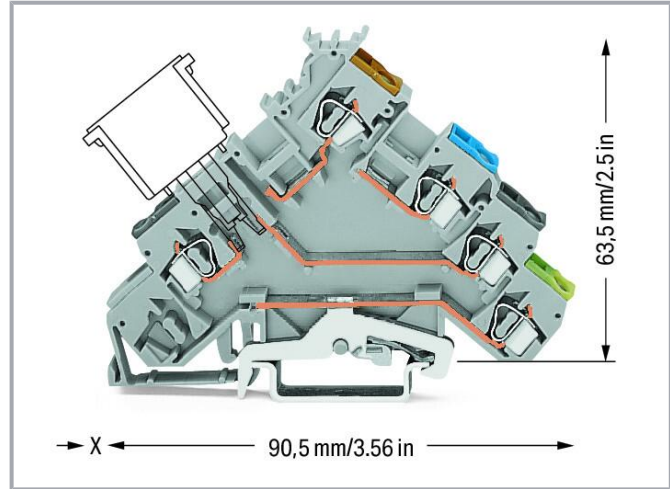
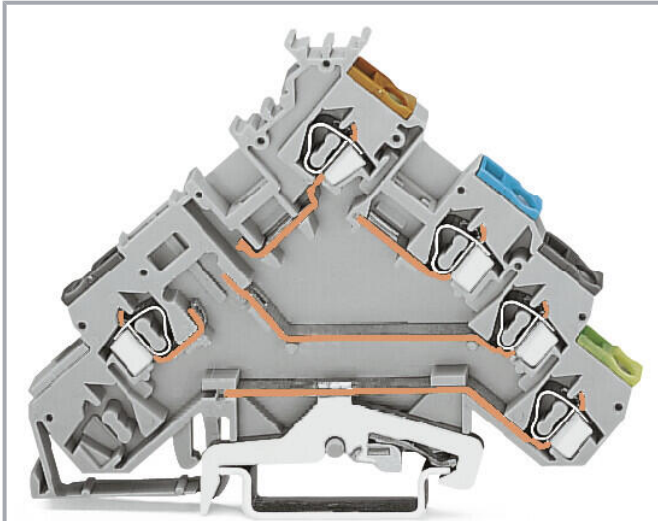


**Data sheet | Item number: 280-571**

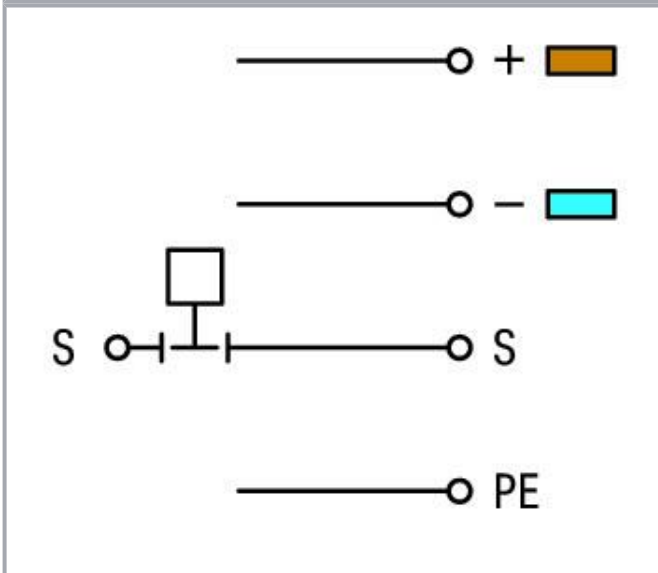
4-conductor sensor terminal block; with ground contact; for component plugs; with colored conductor entries; 2.5 mm<sup>2</sup>; CAGE CLAMP®; 2,50 mm<sup>2</sup>; gray



[www.wago.com/280-571](http://www.wago.com/280-571)



Color: —



**Data**

**Electrical data**

Subject to changes. Please also observe the further product documentation!

WAGO GmbH & Co. KG  
Hansastr. 27  
32423 Minden  
Phone: +49571 887-0 | Fax: +49571 887-169  
Email: [info.de@wago.com](mailto:info.de@wago.com) | Web: [www.wago.com](http://www.wago.com)

Do you have any questions about our products?  
We are always happy to take your call at +49 (571) 887-44222.

## Ratings per IEC/EN

|                               |  |
|-------------------------------|--|
| Ratings (note)                | Electrical ratings are given by the fuse plug or empty component plug housing. |
| Nominal voltage (III/3)       | 250 V  |
| Rated impulse voltage (III/3) | 4 kV   |
| Rated current                 | 6 A  |
| Legend (ratings)              | (III / 3) ≙ Overvoltage category III / Pollution degree 3                      |

## Power loss

|  |                |
|--|----------------|
| Power loss, per pole (potential)                             | 0.048 W        |
| Rated current $I_N$ for specified power loss                 | 6 A            |
| Resistance value for specified, current-dependent power loss | 0.001 $\Omega$ |

## Connection data

|                            |   |
|----------------------------|---|
| Connection points          | 5 |
| Total number of potentials | 5 |
| Number of levels           | 4 |

## Connection 1

|                                 |                    |
|---------------------------------|--------------------|
| Connection technology           | CAGE CLAMP®        |
| Actuation type                  | Operating tool     |
| Connectable conductor materials | Copper<br>Aluminum |

### Connectable conductor materials (note)

#### Terminating Aluminum Conductors

WAGO spring clamp terminal blocks are suitable for solid aluminum conductors up to 4 mm<sup>2</sup>/12 AWG if WAGO "Alu-Plus" Contact Paste 249-130 is used for termination.

#### "Alu-Plus" Contact Paste Advantages:

- Automatically destroys the oxide film during clamping.
- Prevents fresh oxidation at the clamping point.
- Prevents electrolytic corrosion between aluminum and copper conductors (in the same terminal block).
- Provides long-term protection against corrosion.

Subject to changes. Please also observe the further product documentation!



Using terminal blocks with CAGE CLAMP® Spring Pressure Connection Technology, **aluminum conductors must first be cleaned with a blade** and then immediately be inserted into the clamping units filled with "Alu-Plus" Contact Paste.

It is also possible to apply WAGO "Alu-Plus" **additionally** on the whole surface of the aluminum conductor before termination.

Please note that the nominal currents must be adapted to the reduced conductivity of the aluminum conductors::

2.5 mm<sup>2</sup> = 16 A

4 mm<sup>2</sup> = 22 A

|                                |  |
|--------------------------------|--|
| Solid conductor                | 0.08 ... 2.5 mm <sup>2</sup> / 28 ... 12 AWG |
| Fine-stranded conductor        | 0.08 ... 2.5 mm <sup>2</sup> / 28 ... 12 AWG |
| Note (conductor cross-section) | 12 AWG: THHN, THWN                           |
| Strip length                   | 8 ... 9 mm / 0.31 ... 0.35 inches            |
| Wiring direction               | Front-entry wiring                           |

### Physical data

|                                   |                        |
|-----------------------------------|------------------------|
| Width                             | 5 mm / 0.197 inches    |
| Height                            | 90.5 mm / 3.563 inches |
| Depth from upper-edge of DIN-rail | 63.5 mm / 2.5 inches   |

### Mechanical Data

|               |                |
|---------------|----------------|
| Design        | angled         |
| Mounting type | DIN-35 rail    |
| Marking level | Center marking |

### Material Data

Note (material data)

Information on material specifications can be found [here](#)

|                             |                  |
|-----------------------------|------------------|
| Color                       | gray             |
| Material group              | I                |
| Insulation material         | Polyamide (PA66) |
| Flammability class per UL94 | V0               |
| Fire load                   | 0.321 MJ         |
| Weight                      | 18.1 g           |

Subject to changes. Please also observe the further product documentation!

WAGO GmbH & Co. KG  
 Hansastr. 27  
 32423 Minden  
 Phone: +49571 887-0 | Fax: +49571 887-169  
 Email: [info.de@wago.com](mailto:info.de@wago.com) | Web: [www.wago.com](http://www.wago.com)

Do you have any questions about our products?  
 We are always happy to take your call at +49 (571) 887-44222.



## Environmental requirements

|                                  |                 |
|----------------------------------|-----------------|
| Processing temperature           | -35 ... +85 °C  |
| Continuous operating temperature | -60 ... +105 °C |

## Commercial data

|                       |                                  |
|-----------------------|----------------------------------|
| Product Group         | 1 (Rail Mounted Terminal Blocks) |
| eCl@ss 10.0           | 27-14-11-28                      |
| eCl@ss 9.0            | 27-14-11-28                      |
| ETIM 8.0              | EC000900                         |
| ETIM 7.0              | EC000900                         |
| PU (SPU)              | 50 pcs                           |
| Packaging type        | box                              |
| Country of origin     | DE                               |
| GTIN                  | 4045454093716                    |
| Customs tariff number | 85369010000                      |

## Environmental Product Compliance

|   |                                      |
|---|--------------------------------------|
| CAS-No.                                   | 7439-92-1                            |
| REACH Candidate List Substance            | Lead                                 |
| RoHS Compliance Status                    | Compliant,With Exemption             |
| RoHS Exemption                            | 6(c)<br>7(a)<br>7(c)-I<br>7(c)-II    |
| SCIP notification number (Austria)        | 34b55a03-e368-4fcf-afce-1d54ec5fcc25 |
| SCIP notification number (Belgium)        | c040c94b-be4a-4c0b-b8dc-c0c4dcc2409f |
| SCIP notification number (Bulgaria)       | c85cb806-92e2-475d-a9f4-523060cb8f2a |
| SCIP notification number (Czech Republic) | 3fb5ed59-6ed1-4ff7-b5b1-f767eb2f665b |
| SCIP notification number (Denmark)        | eaaf04aa-c259-47df-b473-365100a3fc94 |
| SCIP notification number (Finland)        | 828c16a9-4cb7-4af9-b4ea-d2f291d5a085 |
| SCIP notification number (France)         | dd1c117a-0b5e-4440-9ba0-fb8fa83ad004 |
| SCIP notification number (Germany)        | e34e0dcc-33ad-43ec-9bb6-e18892590a69 |
| SCIP notification number (Hungary)        | 87cb384d-7fce-48da-b7df-f5ffc557ee13 |
| SCIP notification number (Italy)          | b3f4adad-9297-45da-a07c-e621263f4cf7 |
| SCIP notification number (Netherlands)    | 992ce67d-f3c4-4a18-8ff4-7082a6da5d08 |
| SCIP notification number (Poland)         | b2a87a09-fb15-4c0e-a7f0-a7d822f842e4 |
| SCIP notification number (Romania)        | 0e5e3df3-ce99-4b09-b4b3-80b9dc8a96cb |

Subject to changes. Please also observe the further product documentation!

WAGO GmbH & Co. KG  
 Hansastr. 27  
 32423 Minden  
 Phone: +49571 887-0 | Fax: +49571 887-169  
 Email: [info.de@wago.com](mailto:info.de@wago.com) | Web: [www.wago.com](http://www.wago.com)




Do you have any questions about our products?  
 We are always happy to take your call at +49 (571) 887-44222.

SCIP notification number (Sweden)



75e3436d-cb66-431d-a008-1733515f4190

## Approvals / Certificates



### General approvals

| Logo   | Approval                             | Additional Approval Text | Certificate name |
|--|--------------------------------------|--------------------------|------------------|
|  | CCA<br>DEKRA Certification B.V.      | EN 60947                 | 2160584.53       |
|  | CSA<br>DEKRA Certification B.V.      | C22.2                    | 1536071          |
|  | UR<br>Underwriters Laboratories Inc. | UL 1059                  | E45172           |

### Declarations of conformity and manufacturer's declarations

| Logo   | Approval   | Additional Approval Text | Certificate name |
|--|--|--------------------------|------------------|
|  | EU-Declaration of Conformity<br>WAGO GmbH & Co. KG | -                        | -                |
|  | UK-Declaration of Conformity<br>WAGO GmbH & Co. KG | -                        | -                |

### Approvals for marine applications

| Logo   | Approval   | Additional Approval Text | Certificate name         |
|--|--|--------------------------|--------------------------|
|  | ABS<br>American Bureau of Shipping               | EN 60947                 | 20-<br>HG1941090-<br>PDA |
|  | DNV GL<br>Det Norske Veritas, Germanischer Lloyd | -                        | TAE00001V2               |

Subject to changes. Please also observe the further product documentation!

WAGO GmbH & Co. KG  
 Hansastr. 27  
 32423 Minden  
 Phone: +49571 887-0 | Fax: +49571 887-169  
 Email: [info.de@wago.com](mailto:info.de@wago.com) | Web: [www.wago.com](http://www.wago.com)

Do you have any questions about our products?  
 We are always happy to take your call at +49 (571) 887-44222.

## Required accessories

### End plate

#### End plate



**Item no.: 280-320**

End and intermediate plate; 1 mm thick; for quadruple-deck terminal blocks; gray

[www.wago.com/280-320](http://www.wago.com/280-320)



**Item no.: 280-323**

End and intermediate plate; 1 mm thick; for quadruple-deck terminal blocks; orange

[www.wago.com/280-323](http://www.wago.com/280-323)

## Optional accessories

### Carrier rail

#### Mounting accessories



**Item no.: 210-197**

Steel carrier rail; 35 x 15 mm; 1.5 mm thick; 2 m long; slotted; similar to EN 60715; silver-colored

[www.wago.com/210-197](http://www.wago.com/210-197)



**Item no.: 210-198**

Copper carrier rail; 35 x 15 mm; 2.3 mm thick; 2 m long; unslotted; according to EN 60715; copper-colored

[www.wago.com/210-198](http://www.wago.com/210-198)



**Item no.: 210-504**

Steel carrier rail; 35 x 7.5 mm; 1 mm thick; 2 m long; slotted; galvanized; according to EN 60715; silver-colored

[www.wago.com/210-504](http://www.wago.com/210-504)



**Item no.: 210-505**

Steel carrier rail; 35 x 7.5 mm; 1 mm thick; 2 m long; unslotted; galvanized; according to EN 60715; silver-colored

[www.wago.com/210-505](http://www.wago.com/210-505)



**Item no.: 210-506**

Steel carrier rail; 35 x 15 mm; 1.5 mm thick; 2 m long; unslotted; galvanized; similar to EN 60715; silver-colored

[www.wago.com/210-506](http://www.wago.com/210-506)



**Item no.: 210-508**

Steel carrier rail; 35 x 15 mm; 1.5 mm thick; 2 m long; slotted; galvanized; similar to EN 60715; silver-colored


[www.wago.com/210-508](http://www.wago.com/210-508)



**Item no.: 210-113**

Steel carrier rail; 35 x 7.5 mm; 1 mm thick; 2 m long; unslotted; according to EN 60715; silver-colored

[www.wago.com/210-113](http://www.wago.com/210-113)



**Item no.: 210-118**

Steel carrier rail; 35 x 15 mm; 2.3 mm thick; 2 m long; unslotted; according to EN 60715; silver-colored

[www.wago.com/210-118](http://www.wago.com/210-118)



**Item no.: 210-112**

Steel carrier rail; 35 x 7.5 mm; 1 mm thick; 2 m long; slotted; according to EN 60715; "Hole width 25 mm; silver-colored

[www.wago.com/210-112](http://www.wago.com/210-112)



**Item no.: 210-114**

Steel carrier rail; 35 x 15 mm; 1.5 mm thick; 2 m long; unslotted; similar to EN 60715; silver-colored

[www.wago.com/210-114](http://www.wago.com/210-114)

**Item no.: 210-115**

Subject to changes. Please also observe the further product documentation!

WAGO GmbH & Co. KG

Hansastr. 27

32423 Minden

Phone: +49571 887-0 | Fax: +49571 887-169


Email: [info.de@wago.com](mailto:info.de@wago.com) | Web: [www.wago.com](http://www.wago.com)

Do you have any questions about our products?

We are always happy to take your call at +49 (571) 887-44222.



Steel carrier rail; 35 x 7.5 mm; 1 mm thick; 2 m long; slotted; according to EN 60715; "Hole width 18 mm; [www.wago.com/210-115](http://www.wago.com/210-115)  
silver-colored



**Item no.: 210-196**  
Aluminum carrier rail; 35 x 8.2 mm; 1.6 mm thick; 2 m long; unslotted; similar to EN 60715; silver-colored [www.wago.com/210-196](http://www.wago.com/210-196)

**Jumpers**

Jumper



**Item no.: 210-123**  
Wire commoning chain; insulated; blue [www.wago.com/210-123](http://www.wago.com/210-123)



**Item no.: 280-402**  
Jumper; insulated; gray [www.wago.com/280-402](http://www.wago.com/280-402)



**Item no.: 210-103**  
Wire commoning chain; insulated; black [www.wago.com/210-103](http://www.wago.com/210-103)



**Item no.: 280-492**  
Jumper; 2-way; insulated; gray [www.wago.com/280-492](http://www.wago.com/280-492)



**Item no.: 280-482**  
Jumper; 2-way; insulated; gray [www.wago.com/280-482](http://www.wago.com/280-482)



**Item no.: 280-484**  
Jumper; 4-way; insulated; gray [www.wago.com/280-484](http://www.wago.com/280-484)



**Item no.: 280-490**  
Jumper; 10-way; insulated; gray [www.wago.com/280-490](http://www.wago.com/280-490)



**Item no.: 280-485**  
Jumper; 5-way; insulated; gray [www.wago.com/280-485](http://www.wago.com/280-485)



**Item no.: 280-483**  
Jumper; 3-way; insulated; gray [www.wago.com/280-483](http://www.wago.com/280-483)



**Item no.: 709-110**  
Wire commoning chain; 2.5 mm<sup>2</sup>; insulated; black [www.wago.com/709-110](http://www.wago.com/709-110)



**Item no.: 709-112**  
Wire commoning chain; 2.5 mm<sup>2</sup>; insulated; black [www.wago.com/709-112](http://www.wago.com/709-112)



**Item no.: 709-111**  
Wire commoning chain; 2.5 mm<sup>2</sup>; insulated; black [www.wago.com/709-111](http://www.wago.com/709-111)



















**Item no.: 780-454**  
Staggered jumper; from 1 to 4; insulated; gray [www.wago.com/780-454](http://www.wago.com/780-454)




**Item no.: 780-452**  
Staggered jumper; from 1 to 2; insulated; gray [www.wago.com/780-452](http://www.wago.com/780-452)


Subject to changes. Please also observe the further product documentation!

|   |  |  |
|---|--|--|
|   | <b>Item no.: 780-453</b><br>Staggered jumper; from 1 to 3; insulated; gray   | <a href="http://www.wago.com/780-453">www.wago.com/780-453</a> |
|   | <b>Item no.: 780-457</b><br>Staggered jumper; from 1 to 7; insulated; gray   | <a href="http://www.wago.com/780-457">www.wago.com/780-457</a> |
|   | <b>Item no.: 780-456</b><br>Staggered jumper; from 1 to 6; insulated; gray   | <a href="http://www.wago.com/780-456">www.wago.com/780-456</a> |
|   | <b>Item no.: 780-455</b><br>Staggered jumper; from 1 to 5; insulated; gray   | <a href="http://www.wago.com/780-455">www.wago.com/780-455</a> |
|   | <b>Item no.: 780-458</b><br>Staggered jumper; from 1 to 8; insulated; gray   | <a href="http://www.wago.com/780-458">www.wago.com/780-458</a> |
| <b>Insulation stop</b>  |  |  |
| Insulation stop   |  |  |
|   | <b>Item no.: 280-472</b><br>Insulation stop; 0.75 - 1 mm <sup>2</sup> ; 5 pieces/strip; black                                    | <a href="http://www.wago.com/280-472">www.wago.com/280-472</a> |
|   | <b>Item no.: 280-470</b><br>Insulation stop; 0.08 - 0.2 mm <sup>2</sup> "s" (0.14 mm <sup>2</sup> "f-st"); 5 pieces/strip; white | <a href="http://www.wago.com/280-470">www.wago.com/280-470</a> |
|   | <b>Item no.: 280-471</b><br>Insulation stop; 0.25 - 0.5 mm <sup>2</sup> ; 5 pieces/strip; light gray                             | <a href="http://www.wago.com/280-471">www.wago.com/280-471</a> |
| <b>Ferrule</b>  |  |  |
| Ferrule   |  |  |
|  | <b>Item no.: 216-101</b><br>Ferrule; Sleeve for 0.5 mm <sup>2</sup> / AWG 22; uninsulated; electro-tin plated; silver-colored    | <a href="http://www.wago.com/216-101">www.wago.com/216-101</a> |
|  | <b>Item no.: 216-104</b><br>Ferrule; Sleeve for 1.5 mm <sup>2</sup> / AWG 16; uninsulated; electro-tin plated; silver-colored    | <a href="http://www.wago.com/216-104">www.wago.com/216-104</a> |
|  | <b>Item no.: 216-102</b><br>Ferrule; Sleeve for 0.75 mm <sup>2</sup> / AWG 20; uninsulated; electro-tin plated; silver-colored   | <a href="http://www.wago.com/216-102">www.wago.com/216-102</a> |
|  | <b>Item no.: 216-103</b><br>Ferrule; Sleeve for 1 mm <sup>2</sup> / AWG 18; uninsulated; electro-tin plated                      | <a href="http://www.wago.com/216-103">www.wago.com/216-103</a> |
|  | <b>Item no.: 216-203</b><br>Ferrule; Sleeve for 1 mm <sup>2</sup> / AWG 18; insulated; electro-tin plated; red                   | <a href="http://www.wago.com/216-203">www.wago.com/216-203</a> |
|  | <b>Item no.: 216-202</b><br>Ferrule; Sleeve for 0.75 mm <sup>2</sup> / 18 AWG; insulated; electro-tin plated; gray               | <a href="http://www.wago.com/216-202">www.wago.com/216-202</a> |
|  | <b>Item no.: 216-204</b><br>Ferrule; Sleeve for 1.5 mm <sup>2</sup> / AWG 16; insulated; electro-tin plated; black               | <a href="http://www.wago.com/216-204">www.wago.com/216-204</a> |
|  | <b>Item no.: 216-201</b><br>Ferrule; Sleeve for 0.5 mm <sup>2</sup> / 20 AWG; insulated; electro-tin plated; white               | <a href="http://www.wago.com/216-201">www.wago.com/216-201</a> |

Subject to changes. Please also observe the further product documentation!




|   |  |  |
|---|--|--|
|  | <b>Item no.: 216-301</b><br>Ferrule; Sleeve for 0.25 mm <sup>2</sup> / AWG 24; insulated; electro-tin plated; yellow | <a href="http://www.wago.com/216-301">www.wago.com/216-301</a> |
|---|--|--|


|   |   |  |
|---|---|--|
|  | <b>Item no.: 216-302</b><br>Ferrule; Sleeve for 0.34 mm <sup>2</sup> / 22 AWG; insulated; electro-tin plated; light turquoise | <a href="http://www.wago.com/216-302">www.wago.com/216-302</a> |
|---|---|--|

**Mounting**


Cover carrier

|  |   |  |
|--|---|--|
|  | <b>Item no.: 709-168</b><br>Cover carrier; Type 2; incl. fixing/retaining screws and knurled nut; suitable for 283 to 285 Series rail-mounted terminal blocks; suitable for 279 to 281 Series double- and triple-deck terminal blocks; suitable for 780 to 785, 775, 776 and 777 Series TOPJOB® rail-mounted terminal blocks; suitable for 280 Series sensor and actuator terminal blocks; suitable for 282 Series disconnect/test terminal blocks for transformer circuits; gray | <a href="http://www.wago.com/709-168">www.wago.com/709-168</a> |
|--|---|--|

Cover


|  |  |  |
|--|--|--|
|  | <b>Item no.: 709-154</b><br>Cover; Type 2; suitable for cover carrier, type 2; 1 m long; transparent | <a href="http://www.wago.com/709-154">www.wago.com/709-154</a> |
|--|--|--|


Mounting accessories


|  |  |  |
|--|--|--|
|  | <b>Item no.: 249-116</b><br>Screwless end stop; 6 mm wide; for DIN-rail 35 x 15 and 35 x 7.5; gray | <a href="http://www.wago.com/249-116">www.wago.com/249-116</a> |
|--|--|--|


**Push-in type wire jumper**

Jumper

|  |  |  |
|--|--|--|
|  | <b>Item no.: 249-123</b><br>Push-in type wire jumper; 0.75 mm <sup>2</sup> ; insulated; 180 mm long; black | <a href="http://www.wago.com/249-123">www.wago.com/249-123</a> |
|--|--|--|


|  |  |  |
|--|--|--|
|  | <b>Item no.: 249-126</b><br>Push-in type wire jumper; 0.75 mm <sup>2</sup> ; insulated; 110 mm long; black | <a href="http://www.wago.com/249-126">www.wago.com/249-126</a> |
|--|--|--|


|  |  |  |
|--|--|--|
|  | <b>Item no.: 249-127</b><br>Push-in type wire jumper; 0.75 mm <sup>2</sup> ; insulated; 250 mm long; black | <a href="http://www.wago.com/249-127">www.wago.com/249-127</a> |
|--|--|--|


|  |  |  |
|--|--|--|
|  | <b>Item no.: 249-125</b><br>Push-in type wire jumper; insulated; 60 mm long; black | <a href="http://www.wago.com/249-125">www.wago.com/249-125</a> |
|--|--|--|

**Marking accessories**












Marker

|  |  |  |
|--|--|--|
|  | <b>Item no.: 2009-115/000-002</b><br>WMB-Inline; for Smart Printer; 1500 pieces on roll; stretchable 5 - 5.2 mm; plain; snap-on type; yellow | <a href="http://www.wago.com/2009-115/000-002">www.wago.com/2009-115/000-002</a> |
|--|--|--|

|  |  |  |
|--|--|--|
|  | <b>Item no.: 2009-115/000-007</b><br>WMB-Inline; for Smart Printer; 1500 pieces on roll; stretchable 5 - 5.2 mm; plain; snap-on type; gray | <a href="http://www.wago.com/2009-115/000-007">www.wago.com/2009-115/000-007</a> |
|--|--|--|

|  |   |  |
|--|---|--|
|  | <b>Item no.: 2009-115/000-017</b><br>WMB-Inline; for Smart Printer; 1500 pieces on roll; stretchable 5 - 5.2 mm; plain; snap-on type; light green | <a href="http://www.wago.com/2009-115/000-017">www.wago.com/2009-115/000-017</a> |
|--|---|--|

Subject to changes. Please also observe the further product documentation!

|  |  |  |
|--|--|--|
|   | <b>Item no.: 2009-115/000-023</b><br>WMB-Inline; for Smart Printer; 1500 pieces on roll; stretchable 5 - 5.2 mm; plain; snap-on type; green                    | <a href="http://www.wago.com/2009-115/000-023">www.wago.com/2009-115/000-023</a> |
|   | <b>Item no.: 2009-115/000-024</b><br>WMB-Inline; for Smart Printer; 1500 pieces on roll; stretchable 5 - 5.2 mm; plain; snap-on type; violet                   | <a href="http://www.wago.com/2009-115/000-024">www.wago.com/2009-115/000-024</a> |
|   | <b>Item no.: 2009-115</b><br>WMB-Inline; for Smart Printer; 1500 pieces on roll; stretchable 5 - 5.2 mm; plain; snap-on type; white                            | <a href="http://www.wago.com/2009-115">www.wago.com/2009-115</a>                 |
|    | <b>Item no.: 793-5501/000-007</b><br>WMB marking card; as card; for terminal block width 5 - 17.5 mm; stretchable 5 - 5.2 mm; plain; snap-on type; gray        | <a href="http://www.wago.com/793-5501/000-007">www.wago.com/793-5501/000-007</a> |
|    | <b>Item no.: 793-5501/000-012</b><br>WMB marking card; as card; for terminal block width 5 - 17.5 mm; stretchable 5 - 5.2 mm; plain; snap-on type; orange      | <a href="http://www.wago.com/793-5501/000-012">www.wago.com/793-5501/000-012</a> |
|    | <b>Item no.: 793-5501/000-017</b><br>WMB marking card; as card; for terminal block width 5 - 17.5 mm; stretchable 5 - 5.2 mm; plain; snap-on type; light green | <a href="http://www.wago.com/793-5501/000-017">www.wago.com/793-5501/000-017</a> |
|  | <b>Item no.: 793-5501/000-023</b><br>WMB marking card; as card; for terminal block width 5 - 17.5 mm; stretchable 5 - 5.2 mm; plain; snap-on type; green       | <a href="http://www.wago.com/793-5501/000-023">www.wago.com/793-5501/000-023</a> |
|  | <b>Item no.: 793-5501/000-024</b><br>WMB marking card; as card; for terminal block width 5 - 17.5 mm; stretchable 5 - 5.2 mm; plain; snap-on type; violet      | <a href="http://www.wago.com/793-5501/000-024">www.wago.com/793-5501/000-024</a> |
|  | <b>Item no.: 793-501/000-002</b><br>WMB marking card; as card; not stretchable; plain; snap-on type; yellow  | <a href="http://www.wago.com/793-501/000-002">www.wago.com/793-501/000-002</a>   |
|  | <b>Item no.: 793-501/000-007</b><br>WMB marking card; as card; not stretchable; plain; snap-on type; gray  | <a href="http://www.wago.com/793-501/000-007">www.wago.com/793-501/000-007</a>   |
|  | <b>Item no.: 793-501/000-017</b><br>WMB marking card; as card; not stretchable; plain; snap-on type; light green   | <a href="http://www.wago.com/793-501/000-017">www.wago.com/793-501/000-017</a>   |

Subject to changes. Please also observe the further product documentation!



**Item no.: 793-501/000-012**  
WMB marking card; as card; not stretchable; plain; snap-on type; orange

[www.wago.com/793-501/000-012](http://www.wago.com/793-501/000-012)



**Item no.: 793-501/000-023**  
WMB marking card; as card; not stretchable; plain; snap-on type; green

[www.wago.com/793-501/000-023](http://www.wago.com/793-501/000-023)



**Item no.: 793-501/000-006**  
WMB marking card; as card; not stretchable; plain; snap-on type; blue

[www.wago.com/793-501/000-006](http://www.wago.com/793-501/000-006)



**Item no.: 793-501/000-005**  
WMB marking card; as card; not stretchable; plain; snap-on type; red

[www.wago.com/793-501/000-005](http://www.wago.com/793-501/000-005)



**Item no.: 793-501**  
WMB marking card; as card; not stretchable; plain; snap-on type; white

[www.wago.com/793-501](http://www.wago.com/793-501)



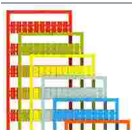
**Item no.: 793-501/000-024**  
WMB marking card; as card; not stretchable; plain; snap-on type; violet

[www.wago.com/793-501/000-024](http://www.wago.com/793-501/000-024)



**Item no.: 793-5501/000-005**  
WMB marking card; as card; for terminal block width 5 - 17.5 mm; stretchable 5 - 5.2 mm; plain; snap-on type; red

[www.wago.com/793-5501/000-005](http://www.wago.com/793-5501/000-005)



**Item no.: 793-5501/000-002**  
WMB marking card; as card; for terminal block width 5 - 17.5 mm; stretchable 5 - 5.2 mm; plain; snap-on type; yellow

[www.wago.com/793-5501/000-002](http://www.wago.com/793-5501/000-002)



**Item no.: 793-5501/000-006**  
WMB marking card; as card; for terminal block width 5 - 17.5 mm; stretchable 5 - 5.2 mm; plain; snap-on type; blue

[www.wago.com/793-5501/000-006](http://www.wago.com/793-5501/000-006)



**Item no.: 793-5501**  
WMB marking card; as card; for terminal block width 5 - 17.5 mm; stretchable 5 - 5.2 mm; plain; snap-on type; white

[www.wago.com/793-5501](http://www.wago.com/793-5501)



**Item no.: 2009-115/000-012**  
WMB-Inline; for Smart Printer; 1500 pieces on roll; stretchable 5 - 5.2 mm; plain; snap-on type; orange

[www.wago.com/2009-115/000-012](http://www.wago.com/2009-115/000-012)

Subject to changes. Please also observe the further product documentation!



Item no.: 2009-115/000-006

WMB-Inline; for Smart Printer; 1500 pieces on roll; stretchable 5 - 5.2 mm; plain; snap-on type; blue


[www.wago.com/2009-115/000-006](http://www.wago.com/2009-115/000-006)


---

**Testing and measuring**


---

## Testing accessories












|   |  |  |
|---|--|--|
|  | <b>Item no.: 209-170</b><br>Test plug adapter; 8.3 mm wide; for 4 mm Ø test plugs; suitable for 1.5 mm <sup>2</sup> - 10 mm <sup>2</sup> tbs; gray | <a href="http://www.wago.com/209-170">www.wago.com/209-170</a> |
|---|--|--|

---

**Plugs**















---

## Fuse plug

|   |   |  |
|---|---|--|
|    | <b>Item no.: 280-854/281-413</b><br>Fuse plug; with soldered miniature fuse; with indicator lamp; LED (red); DC 15 - 30 V; 1 A FF; 5 mm wide; gray                                | <a href="http://www.wago.com/280-854/281-413">www.wago.com/280-854/281-413</a> |
|    | <b>Item no.: 280-854/281-415</b><br>Fuse plug; with soldered miniature fuse; with indicator lamp; LED (red); AC 15 - 30 V; 1 A FF; 5 mm wide; gray                                | <a href="http://www.wago.com/280-854/281-415">www.wago.com/280-854/281-415</a> |
|    | <b>Item no.: 280-856/281-415</b><br>Fuse plug; with soldered miniature fuse; with indicator lamp; LED (red); AC 15 - 30 V; 2 A FF; 5 mm wide; gray                                | <a href="http://www.wago.com/280-856/281-415">www.wago.com/280-856/281-415</a> |
|    | <b>Item no.: 280-856/281-414</b><br>Fuse plug; with soldered miniature fuse; with indicator lamp; LED (red); DC 30 - 65 V; 2 A FF; 5 mm wide; gray                                | <a href="http://www.wago.com/280-856/281-414">www.wago.com/280-856/281-414</a> |
|  | <b>Item no.: 280-856</b><br>Fuse plug; with soldered miniature fuse; 2 A FF; 5 mm wide; gray  | <a href="http://www.wago.com/280-856">www.wago.com/280-856</a>                 |
|  | <b>Item no.: 280-854/281-414</b><br>Fuse plug; with soldered miniature fuse; with indicator lamp; LED (red); DC 30 - 65 V; 1 A FF; 5 mm wide; gray                                | <a href="http://www.wago.com/280-854/281-414">www.wago.com/280-854/281-414</a> |
|  | <b>Item no.: 280-856/281-413</b><br>Fuse plug; with soldered miniature fuse; with indicator lamp; LED (red); DC 15 - 30 V; 2 A FF; 5 mm wide; gray                                | <a href="http://www.wago.com/280-856/281-413">www.wago.com/280-856/281-413</a> |
|  | <b>Item no.: 281-511</b><br>Fuse plug; with pull-tab; for miniature metric fuses 5 x 20 mm and 5 x 25 mm; without blown fuse indication; 6 mm wide; gray                          | <a href="http://www.wago.com/281-511">www.wago.com/281-511</a>                 |
|  | <b>Item no.: 281-512/281-501</b><br>Fuse plug; with pull-tab; for miniature metric fuses 5 x 20 mm and 5 x 25 mm; with LED indicator; 24 V AC/DC; 6 mm wide; gray                 | <a href="http://www.wago.com/281-512/281-501">www.wago.com/281-512/281-501</a> |
|  | <b>Item no.: 281-512</b><br>Fuse plug; with pull-tab; for miniature metric fuses 5 x 20 mm and 5 x 25 mm; with port for LED; 6 mm wide; gray                                      | <a href="http://www.wago.com/281-512">www.wago.com/281-512</a>                 |
|  | <b>Item no.: 281-512/281-418</b><br>Fuse plug; with pull-tab; for miniature metric fuses 5 x 20 mm and 5 x 25 mm; with blown fuse indication by neon lamp; 120 V; 6 mm wide; gray | <a href="http://www.wago.com/281-512/281-418">www.wago.com/281-512/281-418</a> |

---

 Subject to changes. Please also observe the further product documentation!

|  |   |  |
|--|---|--|
|     | <p><b>Item no.: 281-512/281-417</b><br/>Fuse plug; with pull-tab; for miniature metric fuses 5 x 20 mm and 5 x 25 mm; with blown fuse indication by neon lamp; 230 V; 6 mm wide; gray</p> | <a href="http://www.wago.com/281-512/281-417">www.wago.com/281-512/281-417</a> |
|     | <p><b>Item no.: 280-850/281-414</b><br/>Fuse plug; with soldered miniature fuse; with indicator lamp; LED (red); DC 30 - 65 V; 250 mA FF; 5 mm wide; gray</p>                             | <a href="http://www.wago.com/280-850/281-414">www.wago.com/280-850/281-414</a> |
|     | <p><b>Item no.: 280-850/281-413</b><br/>Fuse plug; with soldered miniature fuse; with indicator lamp; LED (red); DC 15 - 30 V; 250 mA FF; 5 mm wide; gray</p>                             | <a href="http://www.wago.com/280-850/281-413">www.wago.com/280-850/281-413</a> |
|     | <p><b>Item no.: 280-850/281-415</b><br/>Fuse plug; with soldered miniature fuse; with indicator lamp; LED (red); AC 15 - 30 V; 250 mA FF; 5 mm wide; gray</p>                             | <a href="http://www.wago.com/280-850/281-415">www.wago.com/280-850/281-415</a> |
|     | <p><b>Item no.: 280-852/281-413</b><br/>Fuse plug; with soldered miniature fuse; with indicator lamp; LED (red); DC 15 - 30 V; 500 mA FF; 5 mm wide; gray</p>                             | <a href="http://www.wago.com/280-852/281-413">www.wago.com/280-852/281-413</a> |
|     | <p><b>Item no.: 280-852/281-414</b><br/>Fuse plug; with soldered miniature fuse; with indicator lamp; LED (red); DC 30 - 65 V; 500 mA FF; 5 mm wide; gray</p>                             | <a href="http://www.wago.com/280-852/281-414">www.wago.com/280-852/281-414</a> |
|     | <p><b>Item no.: 280-852/281-415</b><br/>Fuse plug; with soldered miniature fuse; with indicator lamp; LED (red); AC 15 - 30 V; 500 mA FF; 5 mm wide; gray</p>                             | <a href="http://www.wago.com/280-852/281-415">www.wago.com/280-852/281-415</a> |
|   | <p><b>Item no.: 280-854</b><br/>Fuse plug; with soldered miniature fuse; 1 A FF; 5 mm wide; gray</p>  | <a href="http://www.wago.com/280-854">www.wago.com/280-854</a>                 |
|   | <p><b>Item no.: 280-852</b><br/>Fuse plug; with soldered miniature fuse; 500 mA FF; 5 mm wide; gray</p>   | <a href="http://www.wago.com/280-852">www.wago.com/280-852</a>                 |
|   | <p><b>Item no.: 280-850</b><br/>Fuse plug; with soldered miniature fuse; 250 mA FF; 5 mm wide; gray</p>   | <a href="http://www.wago.com/280-850">www.wago.com/280-850</a>                 |
| <b>Empty component plug housing</b>  |   |  |
|   | <p><b>Item no.: 280-801</b><br/>Empty component plug housing; gray</p>  | <a href="http://www.wago.com/280-801">www.wago.com/280-801</a>                 |
| <b>Protective warning marker</b>   |   |  |
| Cover  |   |  |
|  | <p><b>Item no.: 280-415</b><br/>Protective warning marker; for 5 terminal blocks; with high-voltage symbol, black; yellow</p>   | <a href="http://www.wago.com/280-415">www.wago.com/280-415</a>                 |
| <b>Tool</b>  |   |  |
| Operating tool   |   |  |
|   | <p><b>Item no.: 210-657</b><br/>Operating tool; Blade: 3.5 x 0.5 mm; with a partially insulated shaft; short; multicoloured</p>   | <a href="http://www.wago.com/210-657">www.wago.com/210-657</a>                 |

Subject to changes. Please also observe the further product documentation!



Item no.: 210-658

Operating tool; Blade: 3.5 x 0.5 mm; with a partially insulated shaft; angled; short; multicoloured

[www.wago.com/210-658](http://www.wago.com/210-658)



Item no.: 210-720

Operating tool; Blade: 3.5 x 0.5 mm; with a partially insulated shaft; multicoloured

[www.wago.com/210-720](http://www.wago.com/210-720)

## Downloads

### Documentation

#### Bid Text

|                        |             |                |          |
|------------------------|-------------|----------------|----------|
| 280-571<br>X81 - Datei | 2019 Feb 19 | xml<br>3.5 kB  | Download |
| 280-571<br>doc - Datei | 2017 Mar 14 | doc<br>25.6 kB | Download |

#### Additional Information

|   |  |               |          |
|---|--|---------------|----------|
| Technical Section<br>Technical explanations |  | pdf<br>2.2 MB | Download |
|---|--|---------------|----------|

## CAD/CAE-Data

### CAD data

|                      |  |     |          |
|----------------------|--|-----|----------|
| 2D/3D Models 280-571 |  | URL | Download |
|----------------------|--|-----|----------|

### CAE data

|                        |  |     |          |
|------------------------|--|-----|----------|
| WSCAD Universe 280-571 |  | URL | Download |
|------------------------|--|-----|----------|

|                      |  |     |          |
|----------------------|--|-----|----------|
| ZUKEN Portal 280-571 |  | URL | Download |
|----------------------|--|-----|----------|

|                           |  |     |          |
|---------------------------|--|-----|----------|
| EPLAN Data Portal 280-571 |  | URL | Download |
|---------------------------|--|-----|----------|

## Environmental Product Compliance

### Compliance Search

Environmental Product Compliance 280-571


Subject to changes. Please also observe the further product documentation!

WAGO GmbH & Co. KG  
 Hansastr. 27  
 32423 Minden  
 Phone: +49571 887-0 | Fax: +49571 887-169  
 Email: [info.de@wago.com](mailto:info.de@wago.com) | Web: [www.wago.com](http://www.wago.com)

Do you have any questions about our products?  
 We are always happy to take your call at +49 (571) 887-44222.


## Installation Notes

### Installation



Snapping a terminal block onto the DIN-rail.


Terminal blocks with a grounding foot automatically establish a direct contact to the rail.



Removing the terminal block from DIN-rail.


Notice: Remove jumper contacts first!

### Conductor termination



#### CAGE CLAMP® connection

Inserting a conductor via straight operating tool (210-720).




#### CAGE CLAMP® connection

Inserting a conductor via angled operating tool (210-658).

### Commoning


Subject to changes. Please also observe the further product documentation!




Commoning using an adjacent jumper (280-402).

Push jumper down until fully inserted.

### Testing



Testing via banana plug and test plug adapter (209-170).

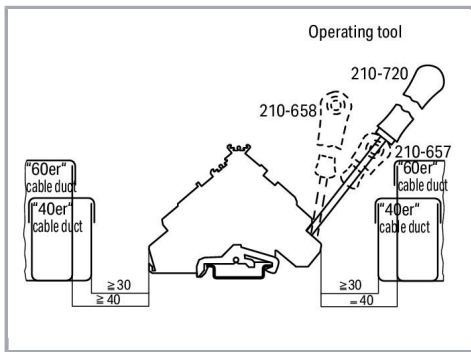


Testing via voltage tester directly on the current bar.

### Installation


Subject to changes. Please also observe the further product documentation!





Min. mounting distance – terminal blocks to cable duct

### Marking



Labeling via WMB Multi Marking System.

Subject to changes. Please also observe the further product documentation!