



QQGQ2.E317867
Power Supplies, Information Technology Equipment Including Electrical Business Equipment - Component

Page Bottom

Power Supplies, Information Technology Equipment Including Electrical Business Equipment - Component

See General Information for Power Supplies, Information Technology Equipment Including Electrical Business Equipment - Component

XP POWER L L C

E317867

SUITE 150

1241 E DYER RD

SANTA ANA, CA 92705 USA


Model No.	Rated Input			Max Output			OC	SP	EP	FC	GC
	Volts	Hz	SC	V	A	VA					
"Switching Power Supply".											
ECL15UD01-Z (Z can be P, T, E, S, SD)[*r]											
	100-240ac	50/60	0	-12dc	0.65	-	3	60950-1	20B	0	1
				12dc	0.65	-	3				
ECL15UD02-Z (Z can be P, T, E, S, SD)[*r]											
	100-240ac	50/60	0	15dc	0.5	-	3	60950-1	20B	0	1
				-15dc	0.5	-	3				
ECL15UD03-Z (Z can be P, T, E, S, SD)[*r]											
	100-240ac	50/60	0	5dc	2.0	-	3	60950-1	20B	0	1
				12dc	0.625	-	3				
ECL15UT02-Z (Z can be P, T, E, S, SD)[*r]											
	100-240ac	50/60	0	5dc	2.0	-	3	60950-1	20B	0	1
				12dc	0.2	-	3				
				-12dc	0.2	-	3				
ECL15UT03-Z (Z can be P, T, E, S, SD)[*r]											
	100-240ac	50/60	0	5dc	2.0	-	3	60950-1	20B	0	1
				15dc	0.15	-	3				
				-15dc	0.15	-	3				
ECL30UD01-Z (Z can be P, T, E, S, SD)[*r]											
	100-240ac	50/60	0	12dc	0.65	-	3	60950-1	20B	0	1
				-12dc	0.65	-	3				
ECL30UD02-Z (Z can be P, T, E, S, SD)[*r]											
	100-240ac	50/60	0	15dc	1.0	-	3	60950-1	20B	0	1
				-15dc	1.0	-	3				
ECL30UD03-Z (Z can be P, T, E, S, SD)[*r]											
	100-240ac	50/60	0	5dc	3.0	-	3	60950-1	20B	0	1
				12dc	1.3	-	3				

				-	6.6	-	3				
				-	4.2	-	3				
				-	3.3	-	3				
				-	2.8	-	3				
				-	2.1	-	3				
				-	1.75	-	3				
DLG150PSVVXYZ (VV can be 12,13,15,24,30,32,36,48,54 for output voltage, XYZ can be any alphanumeric or blank for marketing purpose only)[*r]											
	100-277ac	50-60	0	-	11	-	3	60950-1	20B	0	0
				-	10	-	3				
				-	10	-	3				
				-	6.3	-	3				
				-	5	-	3				
				-	4.7	-	3				
				-	4.2	-	3				
				-	3.2	-	3				
				-	2.8	-	3				
DNR05US05, DNR05US05-S[*r]											
	100-240ac	47-63	0	5dc	-	5	3	60950-1, 2nd	20B	0	1
DNR05US12, DNR05US12-S[*r]											
	100-240ac	47-63	0	12dc	-	5	3	60950-1, 2nd	20B	0	1
DNR05US15, DNR05US15-S[*r]											
	100-240ac	47-63	0	15dc	-	5	3	60950-1, 2nd	20B	0	1
DNR05US24, DNR05US24-S[*r]											
	100-240ac	47-63	0	24dc	-	5	3	60950-1, 2nd	20B	0	1
DNR10US05, DNR10US05-S[*r]											
	100-240ac	47-63	0	5dc	-	10	3	60950-1, 2nd	20B	0	1
DNR10US12, DNR10US12-S[*r]											
	100-240ac	47-63	0	12dc	-	10	3	60950-1, 2nd	20B	0	1
DNR10US15, DNR10US15-S[*r]											
	100-240ac	47-63	0	15dc	-	10	3	60950-1, 2nd	20B	1	0
DNR10US24, DNR10US24-S[*r]											
	100-240ac	47-63	0	24dc	-	10	3	60950-1, 2nd	20B	1	0
DNR120AS12-I											
	115/ 220/ 230ac	47-63	0	12.02	14	124.68	3	60950-1, 2nd	20B	0	1
DNR120AS12-ID											
	115/ 220/ 230ac	47-63	0	12.02	14	124.68	3	60950-1, 2nd	20B	0	1
DNR120AS24-I											

	115/ 220/ 230ac	47-63	0	24.07	7.6	131.7	3	60950-1, 2nd	20B	0	1
DNR120AS24-ID											
	115/ 220/ 230ac	47-63	0	24.07	7.6	131.7	3	60950-1, 2nd	20B	0	1
DNR120AS48-I											
	115/ 220/ 230ac	47-63	0	47.89	3.8	150.08	3	60950-1, 2nd	20B	0	1
DNR120AS48-ID											
	115/ 220/ 230ac	47-63	0	47.89	3.8	150.08	3	60950-1, 2nd	20B	0	1
DNR120LS12, DNR120LS12-D, DNR120PS12, DNR120PS12-D, DNR120PS12-I, DNR120PS12-ID, DNR120LS12-I, DNR120LS12-ID											
	115/ 230 Vac	47-63	0	12.92dc	13.8	129.83	3	60950-1, 2nd	20B	0	0
DNR120LS24, DNR120LS24-D, DNR120PS24, DNR120PS24-D, DNR120PS24-I, DNR120PS24-ID, DNR120LS24-I, DNR120LS24-ID, DNR120LS48, DNR120LS48-D, DNR120PS48, DNR120PS48-D, DNR120PS48-I, DNR120PS48-ID, DNR120LS48-I, DNR120LS48-ID											
	115/ 230 Vac	47-63	0	12.92dc	13.8	129.83	3	60950-1, 2nd	20B	0	0
DNR120TS12[*r]											
	3PH 400-500ac	47/63	0	12dc	-	120	3	60950-1	20B	0	1
DNR120TS24[*r]											
	3PH 400-500ac	47/63	0	24dc	-	120	3	60950-1	20B	0	1
DNR18US05, DNR18US05-S[*r]											
	100-240ac	47-63	0	5dc	-	15	3	60950-1, 2nd	20B	1	0
DNR18US12, DNR18US12-S[*r]											
	100-240ac	47-63	0	12dc	-	18	3	60950-1, 2nd	20B	1	0
DNR18US15, DNR18US15-S[*r]											
	100-240ac	47-63	0	15dc	-	18	3	60950-1, 2nd	20B	1	0
DNR18US24, DNR18US24-S[*r]											
	100-240ac	47-63	0	24dc	-	18	3	60950-1, 2nd	20B	1	0
DNR240PS24-I, DNR240PS24-ID, DNR240PS48-I, DNR240PS48-ID											
	115/ 230ac	47-63	0	24dc	14.5	308.1	3	60950-1, 2nd	20B	0	1
DNR240TS24-I											
	3PH 400-500Vac	47-63	0	24.1dc	13.7	289.92	3	60950-1	20B	0	1
DNR240TS48-I											
	3PH 400-500Vac	47-63	0	48.03dc	6.32	279.93	3	60950-1	20B	0	1
DNR30US05, DNR30US05-S											
	100-240ac	47-63	0	5.87dc	7.9	41.38	3	60950-1, 2nd	20B	0	1
DNR30US12, DNR30US12-S											
	100-240ac	47-63	0	14.96dc	4	45.88	3	60950-1, 2nd	20B	0	1
DNR30US24, DNR30US24-S[*r]											

- # - Represents 0-9.
- (#) - where X can be any number between 03 and 48
- (&) - input range from -36 to -72 Vdc (+/- 0% tolerance)
- (-P) - May be followed by suffix P.
- (1) - [#] where Y= B or C
- (2) - [+] where X= 05,12,15,24,30,48
- (a) - Where Y = T, P, E, S or SD
- (a1) - X can be any alphanumeric or blank
- (AA) - Where XX can be any number between 3 and 48 designating the output voltage
- (AB) - May also be provided with suffix "S" and/or "D", "-" provided optionally
- (b) - z=blank, 0-9 , A-Z
- (bb) - Rating B output max 155 W
- (c1) - followed by C, CD, CL, or CDL
- (c2) - followed by E, ED, EL, or EDL
- (c3) - followed by F, FD, FL, or FDL
- (cc) - Where xx can be alphanumeric or blank for marketing purposes only.
- (d) - Denotes that other output voltages are available for the series; tested voltages noted only.
- (gg) - 1st * = S, D, T or Q; 2nd to 3rd * = 00-48; 4th * = B, C, D or blank; 5th * = -C or blank
- (h) - May be followed by suffix L
- (i) - X may be - or blank; Y may be C, D, E, F or blank; Z may be B, D F or blank
- (j) - x may blank or F
- (k) - y may be Blank (without fan) or A (u-case + top cover)
- (l) - y is Blank (without fan)
- (m) - y is A (with fan)
- (n) - y is C (for Enclosure)
- (o) - y may be R, S or T
- (p) - z may be A-Z, a-z, 0-9 or blank
- (q) - output represents rated voltage
- (r) - Values for max. V and max. A are output ratings
- (s) - * may be blank, B or P; # may be blank or P
- (t) - Y can be E, P, T or S; Z can be 0-9, A-Z or a-z
- (u) - xxx will be 03 through 480 inclusively
- (v) - 4.99 Volt output is for model CU20-10; 24 Volt output is for model CU20-14; 15.87 Volt output is for model CU20-16
- * - Where X may be F or S; Y may be P or S; Z may be A or B
- @ - Where Y can be E, P, T or S. [@] - Where x represents either blank or ?-?
- X - X=05, 10 or 18
- Y - Y=05, 12, 15 or 24
- y = - z may be blank, 0-9 or A-Z for marketing use
- Z - can be N or blank, zz = 0-9, A-Z or blank
- [#] - X can be either P or U
- [\$] - Where y represents either blank or C
- [*r] - Output values are rated.
- [+] - YY may be any alphanumeric character or blank
- [x] - X may be 10, 12, 13, 13-1, 14, 16, 17, 18, 23, 24, 25, 30, 31, 32, 33, 40, 41, 42, 44, 45; Z may be A-Z or Blank



Marking: Company name or trademark  and model designation on the product or on the smallest unit container in which the product is packaged.

Last Updated on 2013-10-31

[Questions?](#)

[Print this page](#)

[Terms of Use](#)

[Page Top](#)

© 2013 UL LLC

When the UL Leaf Mark is on the product, or when the word "Environment" is included in the UL Mark, please search the [UL Environment database](#) for additional information regarding this product's certification.

The appearance of a company's name or product in this database does not in itself assure that products so identified have been manufactured under UL's Follow-Up Service. Only those products bearing the UL Mark should be considered to be Certified and covered under UL's Follow-Up Service. Always look for the Mark on the product.

UL permits the reproduction of the material contained in the Online Certification Directory subject to the following conditions: 1. The Guide Information, Assemblies, Constructions, Designs, Systems, and/or Certifications (files) must be presented in their entirety and in a non-misleading manner, without any manipulation of the data (or drawings). 2. The statement "Reprinted from the Online Certifications Directory with permission from UL" must appear adjacent to the extracted material. In addition, the reprinted material must include a copyright notice in the following format: "© 2013 UL LLC".



QQPX2.E326031 Power Supplies for Use in Hazardous Locations - Component

[Page Bottom](#)

Power Supplies for Use in Hazardous Locations - Component

[See General Information for Power Supplies for Use in Hazardous Locations - Component](#)

XP POWER LTD

E326031

401 COMMONWEALTH DR
HAW PAR TECHNOCENTRE
LOBBY B, #02-02
SINGAPORE, 149598 SINGAPORE

Class 1, Division 2, Groups A, B, C and D, Model(s) DNR05US05 ,DNR05US05-S,DNR05US12 ,DNR05US12-S,DNR05US15,DNR05US15-S ,DNR05US24,DNR05US24-S

DNR10US05 ,DNR10US05-S, DNR10US12 ,DNR10US12-S,DNR10US15 ,DNR10US15-S ,DNR10US24,DNR10US24-S

DNR120AS12-I, DNR120AS12-ID, DNR120AS24-I, DNR120AS24-ID, DNR120AS48-I, DNR120AS48-ID, DNR120TS12, DNR120TS24

DNR18US05 ,DNR18US05-S ,DNR18US12,DNR18US12-S,DNR18US15,DNR18US15-S ,DNR18US24,DNR18US24-S

DNR240PS24-I, DNR240PS24-ID, DNR240PS48-I, DNR240PS48-ID, DNR240TS24-I, DNR240TS48-I, DNR480PS24-I, DNR480PS24-ID, DNR480PS48-I, DNR480PS48-ID, DNR480TS24-I, DNR480TS48-I, DNR960TS24-I, DNR960TS48-I

Class 1, Division 2, Groups A, B, C and D (switching power supplies), Model(s) DNR30US05 ,DNR30US05-S, DNR30US12 ,DNR30US12-S, DNR30US24,DNR30US24-S, DNR30US48 ,DNR30US48-S, DNR60US05, DNR60US05-S, DNR60US12 , DNR60US12-S, DNR60US24 ,DNR60US24-S, DNR60US48 , DNR60US48-S

DSL240PS12, DSL240PS12-D, DSL240PS24, DSL240PS24-D

Marking: Company name and model designation.

[Last Updated](#) on 2012-08-06

[Questions?](#)

[Print this page](#)

[Terms of Use](#)

[Page Top](#)

© 2013 UL LLC

When the UL Leaf Mark is on the product, or when the word "Environment" is included in the UL Mark, please search the [UL Environment database](#) for additional information regarding this product's certification.

The appearance of a company's name or product in this database does not in itself assure that products so identified have been manufactured under UL's Follow-Up Service. Only those products bearing the UL Mark should be considered to be Certified and covered under UL's Follow-Up Service. Always look for the Mark on the product.

UL permits the reproduction of the material contained in the Online Certification Directory subject to the following conditions: 1. The Guide Information, Assemblies, Constructions, Designs, Systems, and/or Certifications (files) must be presented in their entirety and in a non-misleading manner, without any manipulation of the data (or drawings). 2. The statement "Reprinted from the Online Certifications Directory with permission from UL" must appear adjacent to the extracted material. In addition, the reprinted material must include a copyright notice in the following format: "© 2013 UL LLC".



NMTR.E318880 Power Circuit and Motor-mounted Apparatus

[Page Bottom](#)

Power Circuit and Motor-mounted Apparatus

[See General Information for Power Circuit and Motor-mounted Apparatus](#)**XP POWER LTD**

E318880

401 COMMONWEALTH DR
HAW PAR TECHNOCENTRE
LOBBY B, #02-02
SINGAPORE, 149598 SINGAPORE

Power supplies, Model(s) DNR05US05, DNR05US05-S, DNR05US12, DNR05US12-S, DNR05US15, DNR05US15-S, DNR05US24, DNR05US24-S, DNR10US05, DNR10US05-S, DNR10US12, DNR10US12-S, DNR10US15, DNR10US15-S, DNR10US24, DNR10US24-S, [DNR120AS12-I](#), [DNR120AS12-ID](#), [DNR120AS24-I](#), [DNR120AS24-ID](#), [DNR120AS48-I](#), [DNR120AS48-ID](#), [DNR120LS12](#), [DNR120LS12-D](#), [DNR120LS12-I](#), [DNR120LS12-ID](#), [DNR120LS24](#), [DNR120LS24-D](#), [DNR120LS24-I](#), [DNR120LS24-ID](#), [DNR120LS48](#), [DNR120LS48-D](#), [DNR120LS48-I](#), [DNR120LS48-ID](#), [DNR120PS12](#), [DNR120PS12-D](#), [DNR120PS12-I](#), [DNR120PS12-ID](#), [DNR120PS24](#), [DNR120PS24-D](#), [DNR120PS24-I](#), [DNR120PS24-ID](#), [DNR120PS48](#), [DNR120PS48-D](#), [DNR120PS48-I](#), [DNR120PS48-ID](#), [DNR120TS12](#), [DNR120TS24](#), DNR18US05, DNR18US05-S, DNR18US12, DNR18US12-S, DNR18US15, DNR18US15-S, DNR18US24, DNR18US24-S, DNR240PS24-I, DNR240PS24-ID, DNR240PS48-I, DNR240PS48-ID, DNR240TS24-I, DNR240TS48-I, DNR30US05, DNR30US05-S, DNR30US12, DNR30US12-S, DNR30US24, DNR30US24-S, DNR30US48, DNR30US48-S, DNR480PS24-I, DNR480PS24-ID, DNR480PS48-I, DNR480PS48-ID, DNR480TS24-I, DNR480TS48-I, DNR60US05, DNR60US05-S, DNR60US12, DNR60US12-S, DNR60US24, DNR60US24-S, DNR60US48, DNR60US48-S, DSL240PS12, DSL240PS12-D, DSL240PS24, DSL240PS24-D, THF120LS12, THF120LS24, THF120LS48, THF240PS24, THF240PS48, THF45US05, THF45US12, THF45US15, THF45US24, THF480LS24, THF480LS48, THF480PS24, THF480PS48, THF75US24, THF75US48

Switching power supplies, Model(s) DRS120PS12, DRS120PS24, DRS120PS48, DRS240PS12, DRS240PS24, DRS240PS48, DRS80US12, DRS80US24, DRS80US48

[Last Updated](#) on 2012-08-06[Questions?](#)[Print this page](#)[Terms of Use](#)[Page Top](#)

© 2013 UL LLC

When the UL Leaf Mark is on the product, or when the word "Environment" is included in the UL Mark, please search the [UL Environment database](#) for additional information regarding this product's certification.

The appearance of a company's name or product in this database does not in itself assure that products so identified have been manufactured under UL's Follow-Up Service. Only those products bearing the UL Mark should be considered to be Certified and covered under UL's Follow-Up Service. Always look for the Mark on the product.

UL permits the reproduction of the material contained in the Online Certification Directory subject to the following conditions: 1. The Guide Information, Assemblies, Constructions, Designs, Systems, and/or Certifications (files) must be presented in their entirety and in a non-misleading manner, without any manipulation of the data (or drawings). 2. The statement "Reprinted from the Online Certifications Directory with permission from UL" must appear adjacent to the extracted material. In addition, the reprinted material must include a copyright notice in the following format: "© 2013 UL LLC".



QQGQ2.E317867

Power Supplies, Information Technology Equipment Including Electrical Business Equipment - Component

Page Bottom

Power Supplies, Information Technology Equipment Including Electrical Business Equipment - Component

See General Information for Power Supplies, Information Technology Equipment Including Electrical Business Equipment - Component

XP POWER L L C

E317867

SUITE 150

1241 E DYER RD


SANTA ANA, CA 92705 USA

Model No.	Rated Input			Max Output			OC	SP	EP	FC	GC
	Volts	Hz	SC	V	A	VA					
"Switching Power Supply".											
ECL15UD01-Z (Z can be P, T, E, S, SD)[*r]											
	100-240ac	50/60	0	-12dc	0.65	-	3	60950-1	20B	0	1
				12dc	0.65	-	3				
ECL15UD02-Z (Z can be P, T, E, S, SD)[*r]											
	100-240ac	50/60	0	15dc	0.5	-	3	60950-1	20B	0	1
				-15dc	0.5	-	3				
ECL15UD03-Z (Z can be P, T, E, S, SD)[*r]											
	100-240ac	50/60	0	5dc	2.0	-	3	60950-1	20B	0	1
				12dc	0.625	-	3				
ECL15UT02-Z (Z can be P, T, E, S, SD)[*r]											
	100-240ac	50/60	0	5dc	2.0	-	3	60950-1	20B	0	1
				12dc	0.2	-	3				
				-12dc	0.2	-	3				
ECL15UT03-Z (Z can be P, T, E, S, SD)[*r]											
	100-240ac	50/60	0	5dc	2.0	-	3	60950-1	20B	0	1
				15dc	0.15	-	3				
				-15dc	0.15	-	3				
ECL30UD01-Z (Z can be P, T, E, S, SD)[*r]											
	100-240ac	50/60	0	12dc	0.65	-	3	60950-1	20B	0	1
				-12dc	0.65	-	3				
ECL30UD02-Z (Z can be P, T, E, S, SD)[*r]											
	100-240ac	50/60	0	15dc	1.0	-	3	60950-1	20B	0	1
				-15dc	1.0	-	3				
ECL30UD03-Z (Z can be P, T, E, S, SD)[*r]											
	100-240ac	50/60	0	5dc	3.0	-	3	60950-1	20B	0	1
				12dc	1.3	-	3				

	115/ 220/ 230ac	47-63	0	24.07	7.6	131.7	3	60950-1, 2nd	20B	0	1
DNR120AS24-ID											
	115/ 220/ 230ac	47-63	0	24.07	7.6	131.7	3	60950-1, 2nd	20B	0	1
DNR120AS48-I											
	115/ 220/ 230ac	47-63	0	47.89	3.8	150.08	3	60950-1, 2nd	20B	0	1
DNR120AS48-ID											
	115/ 220/ 230ac	47-63	0	47.89	3.8	150.08	3	60950-1, 2nd	20B	0	1
DNR120LS12, DNR120LS12-D, DNR120PS12, DNR120PS12-D, DNR120PS12-I, DNR120PS12-ID, DNR120LS12-I, DNR120LS12-ID											
	115/ 230 Vac	47-63	0	12.92dc	13.8	129.83	3	60950-1, 2nd	20B	0	0
DNR120LS24, DNR120LS24-D, DNR120PS24, DNR120PS24-D, DNR120PS24-I, DNR120PS24-ID, DNR120LS24-I, DNR120LS24-ID, DNR120LS48, DNR120LS48-D, DNR120PS48, DNR120PS48-D, DNR120PS48-I, DNR120PS48-ID, DNR120LS48-I, DNR120LS48-ID											
	115/ 230 Vac	47-63	0	12.92dc	13.8	129.83	3	60950-1, 2nd	20B	0	0
DNR120TS12[*r]											
	3PH 400-500ac	47/63	0	12dc	-	120	3	60950-1	20B	0	1
DNR120TS24[*r]											
	3PH 400-500ac	47/63	0	24dc	-	120	3	60950-1	20B	0	1
DNR18US05, DNR18US05-S[*r]											
	100-240ac	47-63	0	5dc	-	15	3	60950-1, 2nd	20B	1	0
DNR18US12, DNR18US12-S[*r]											
	100-240ac	47-63	0	12dc	-	18	3	60950-1, 2nd	20B	1	0
DNR18US15, DNR18US15-S[*r]											
	100-240ac	47-63	0	15dc	-	18	3	60950-1, 2nd	20B	1	0
DNR18US24, DNR18US24-S[*r]											
	100-240ac	47-63	0	24dc	-	18	3	60950-1, 2nd	20B	1	0
DNR240PS24-I, DNR240PS24-ID, DNR240PS48-I, DNR240PS48-ID											
	115/ 230ac	47-63	0	24dc	14.5	308.1	3	60950-1, 2nd	20B	0	1
DNR240TS24-I											
	3PH 400-500Vac	47-63	0	24.1dc	13.7	289.92	3	60950-1	20B	0	1
DNR240TS48-I											
	3PH 400-500Vac	47-63	0	48.03dc	6.32	279.93	3	60950-1	20B	0	1
DNR30US05, DNR30US05-S											
	100-240ac	47-63	0	5.87dc	7.9	41.38	3	60950-1, 2nd	20B	0	1
DNR30US12, DNR30US12-S											
	100-240ac	47-63	0	14.96dc	4	45.88	3	60950-1, 2nd	20B	0	1
DNR30US24, DNR30US24-S[*r]											

- # - Represents 0-9.
- (#) - where X can be any number between 03 and 48
- (&) - input range from -36 to -72 Vdc (+/- 0% tolerance)
- (-P) - May be followed by suffix P.
- (1) - [#] where Y= B or C
- (2) - [+] where X= 05,12,15,24,30,48
- (a) - Where Y = T, P, E, S or SD
- (a1) - X can be any alphanumeric or blank
- (AA) - Where XX can be any number between 3 and 48 designating the output voltage
- (AB) - May also be provided with suffix "S" and/or "D", "-" provided optionally
- (b) - z=blank, 0-9 , A-Z
- (bb) - Rating B output max 155 W
- (c1) - followed by C, CD, CL, or CDL
- (c2) - followed by E, ED, EL, or EDL
- (c3) - followed by F, FD, FL, or FDL
- (cc) - Where xx can be alphanumeric or blank for marketing purposes only.
- (d) - Denotes that other output voltages are available for the series; tested voltages noted only.
- (gg) - 1st * = S, D, T or Q; 2nd to 3rd * = 00-48; 4th * = B, C, D or blank; 5th * = -C or blank
- (h) - May be followed by suffix L
- (i) - X may be - or blank; Y may be C, D, E, F or blank; Z may be B, D F or blank
- (j) - x may blank or F
- (k) - y may be Blank (without fan) or A (u-case + top cover)
- (l) - y is Blank (without fan)
- (m) - y is A (with fan)
- (n) - y is C (for Enclosure)
- (o) - y may be R, S or T
- (p) - z may be A-Z, a-z, 0-9 or blank
- (q) - output represents rated voltage
- (r) - Values for max. V and max. A are output ratings
- (s) - * may be blank, B or P; # may be blank or P
- (t) - Y can be E, P, T or S; Z can be 0-9, A-Z or a-z
- (u) - xxx will be 03 through 480 inclusively
- (v) - 4.99 Volt output is for model CU20-10; 24 Volt output is for model CU20-14; 15.87 Volt output is for model CU20-16
- * - Where X may be F or S; Y may be P or S; Z may be A or B
- @ - Where Y can be E, P, T or S. [@] - Where x represents either blank or ?-?
- X - X=05, 10 or 18
- Y - Y=05, 12, 15 or 24
- y = - z may be blank, 0-9 or A-Z for marketing use
- Z - can be N or blank, zz = 0-9, A-Z or blank
- [#] - X can be either P or U
- [\$] - Where y represents either blank or C
- [*r] - Output values are rated.
- [+] - YY may be any alphanumeric character or blank
- [x] - X may be 10, 12, 13, 13-1, 14, 16, 17, 18, 23, 24, 25, 30, 31, 32, 33, 40, 41, 42, 44, 45; Z may be A-Z or Blank



Marking: Company name or trademark  and model designation on the product or on the smallest unit container in which the product is packaged.

Last Updated on 2013-10-31

[Questions?](#)

[Print this page](#)

[Terms of Use](#)

[Page Top](#)

© 2013 UL LLC

When the UL Leaf Mark is on the product, or when the word "Environment" is included in the UL Mark, please search the [UL Environment database](#) for additional information regarding this product's certification.

The appearance of a company's name or product in this database does not in itself assure that products so identified have been manufactured under UL's Follow-Up Service. Only those products bearing the UL Mark should be considered to be Certified and covered under UL's Follow-Up Service. Always look for the Mark on the product.

UL permits the reproduction of the material contained in the Online Certification Directory subject to the following conditions: 1. The Guide Information, Assemblies, Constructions, Designs, Systems, and/or Certifications (files) must be presented in their entirety and in a non-misleading manner, without any manipulation of the data (or drawings). 2. The statement "Reprinted from the Online Certifications Directory with permission from UL" must appear adjacent to the extracted material. In addition, the reprinted material must include a copyright notice in the following format: "© 2013 UL LLC".



QQPX2.E326031 Power Supplies for Use in Hazardous Locations - Component

[Page Bottom](#)

Power Supplies for Use in Hazardous Locations - Component

[See General Information for Power Supplies for Use in Hazardous Locations - Component](#)**XP POWER LTD**

E326031

401 COMMONWEALTH DR
HAW PAR TECHNOCENTRE
LOBBY B, #02-02
SINGAPORE, 149598 SINGAPORE

Class I, Division 2, Groups A, B, C and D, Model(s) DNR05US05 ,DNR05US05-S,DNR05US12 ,DNR05US12-S,DNR05US15,DNR05US15-S ,DNR05US24,DNR05US24-S

DNR10US05 ,DNR10US05-S, DNR10US12 ,DNR10US12-S,DNR10US15 ,DNR10US15-S ,DNR10US24,DNR10US24-S

DNR120AS12-I, DNR120AS12-ID, DNR120AS24-I, DNR120AS24-ID, DNR120AS48-I, DNR120AS48-ID, DNR120TS12, DNR120TS24

DNR18US05 ,DNR18US05-S ,DNR18US12,DNR18US12-S,DNR18US15,DNR18US15-S ,DNR18US24,DNR18US24-S

DNR240PS24-I, DNR240PS24-ID, DNR240PS48-I, DNR240PS48-ID, DNR240TS24-I, DNR240TS48-I, DNR480PS24-I, DNR480PS24-ID, DNR480PS48-I, DNR480PS48-ID, DNR480TS24-I, DNR480TS48-I, DNR960TS24-I, DNR960TS48-I

Class I, Division 2, Groups A, B, C and D (switching power supplies), Model(s) DNR30US05 ,DNR30US05-S, DNR30US12 ,DNR30US12-S, DNR30US24,DNR30US24-S, DNR30US48 ,DNR30US48-S, DNR60US05, DNR60US05-S, DNR60US12 , DNR60US12-S, DNR60US24 ,DNR60US24-S, DNR60US48 , DNR60US48-S

DSL240PS12, DSL240PS12-D, DSL240PS24, DSL240PS24-D

Marking: Company name and model designation.

[Last Updated](#) on 2012-08-06

[Questions?](#)[Print this page](#)[Terms of Use](#)[Page Top](#)

© 2013 UL LLC

When the UL Leaf Mark is on the product, or when the word "Environment" is included in the UL Mark, please search the [UL Environment database](#) for additional information regarding this product's certification.

The appearance of a company's name or product in this database does not in itself assure that products so identified have been manufactured under UL's Follow-Up Service. Only those products bearing the UL Mark should be considered to be Certified and covered under UL's Follow-Up Service. Always look for the Mark on the product.

UL permits the reproduction of the material contained in the Online Certification Directory subject to the following conditions: 1. The Guide Information, Assemblies, Constructions, Designs, Systems, and/or Certifications (files) must be presented in their entirety and in a non-misleading manner, without any manipulation of the data (or drawings). 2. The statement "Reprinted from the Online Certifications Directory with permission from UL" must appear adjacent to the extracted material. In addition, the reprinted material must include a copyright notice in the following format: "© 2013 UL LLC".



NMTR.E318880

Power Circuit and Motor-mounted Apparatus

[Page Bottom](#)

Power Circuit and Motor-mounted Apparatus

[See General Information for Power Circuit and Motor-mounted Apparatus](#)

XP POWER LTD

E318880

401 COMMONWEALTH DR
HAW PAR TECHNOCENTRE
LOBBY B, #02-02
SINGAPORE, 149598 SINGAPORE

Power supplies, Model(s) DNR05US05, DNR05US05-S, DNR05US12, DNR05US12-S, DNR05US15, DNR05US15-S, DNR05US24, DNR05US24-S, DNR10US05, DNR10US05-S, DNR10US12, DNR10US12-S, DNR10US15, DNR10US15-S, DNR10US24, DNR10US24-S, DNR120AS12-I, DNR120AS12-ID, DNR120AS24-I, DNR120AS24-ID, DNR120AS48-I, DNR120AS48-ID, DNR120LS12, DNR120LS12-D, DNR120LS12-I, DNR120LS12-ID, DNR120LS24, DNR120LS24-D, DNR120LS24-I, DNR120LS24-ID, DNR120LS48, DNR120LS48-D, DNR120LS48-I, DNR120LS48-ID, DNR120PS12, DNR120PS12-D, DNR120PS12-I, DNR120PS12-ID, DNR120PS24, DNR120PS24-D, DNR120PS24-I, DNR120PS24-ID, DNR120PS48, DNR120PS48-D, DNR120PS48-I, DNR120PS48-ID, DNR120TS12, DNR120TS24, DNR18US05, DNR18US05-S, DNR18US12, DNR18US12-S, DNR18US15, DNR18US15-S, DNR18US24, DNR18US24-S, **DNR240PS24-I, DNR240PS24-ID, DNR240PS48-I, DNR240PS48-ID, DNR240TS24-I, DNR240TS48-I**, DNR30US05, DNR30US05-S, DNR30US12, DNR30US12-S, DNR30US24, DNR30US24-S, DNR30US48, DNR30US48-S, DNR480PS24-I, DNR480PS24-ID, DNR480PS48-I, DNR480PS48-ID, DNR480TS24-I, DNR480TS48-I, DNR60US05, DNR60US05-S, DNR60US12, DNR60US12-S, DNR60US24, DNR60US24-S, DNR60US48, DNR60US48-S, DSL240PS12, DSL240PS12-D, DSL240PS24, DSL240PS24-D, THF120LS12, THF120LS24, THF120LS48, THF240PS24, THF240PS48, THF45US05, THF45US12, THF45US15, THF45US24, THF480LS24, THF480LS48, THF480PS24, THF480PS48, THF75US24, THF75US48

Switching power supplies, Model(s) DRS120PS12, DRS120PS24, DRS120PS48, DRS240PS12, DRS240PS24, DRS240PS48, DRS80US12, DRS80US24, DRS80US48

[Last Updated](#) on 2012-08-06

[Questions?](#)

[Print this page](#)

[Terms of Use](#)

[Page Top](#)

© 2013 UL LLC

When the UL Leaf Mark is on the product, or when the word "Environment" is included in the UL Mark, please search the [UL Environment database](#) for additional information regarding this product's certification.

The appearance of a company's name or product in this database does not in itself assure that products so identified have been manufactured under UL's Follow-Up Service. Only those products bearing the UL Mark should be considered to be Certified and covered under UL's Follow-Up Service. Always look for the Mark on the product.

UL permits the reproduction of the material contained in the Online Certification Directory subject to the following conditions: 1. The Guide Information, Assemblies, Constructions, Designs, Systems, and/or Certifications (files) must be presented in their entirety and in a non-misleading manner, without any manipulation of the data (or drawings). 2. The statement "Reprinted from the Online Certifications Directory with permission from UL" must appear adjacent to the extracted material. In addition, the reprinted material must include a copyright notice in the following format: "© 2013 UL LLC".



QQGQ2.E317867
Power Supplies, Information Technology Equipment Including Electrical Business Equipment - Component

Page Bottom

Power Supplies, Information Technology Equipment Including Electrical Business Equipment - Component

See General Information for Power Supplies, Information Technology Equipment Including Electrical Business Equipment - Component

XP POWER L L C

E317867

SUITE 150

1241 E DYER RD


SANTA ANA, CA 92705 USA

Model No.	Rated Input			Max Output			OC	SP	EP	FC	GC
	Volts	Hz	SC	V	A	VA					
"Switching Power Supply".											
ECL15UD01-Z (Z can be P, T, E, S, SD)[*r]											
	100-240ac	50/60	0	-12dc	0.65	-	3	60950-1	20B	0	1
				12dc	0.65	-	3				
ECL15UD02-Z (Z can be P, T, E, S, SD)[*r]											
	100-240ac	50/60	0	15dc	0.5	-	3	60950-1	20B	0	1
				-15dc	0.5	-	3				
ECL15UD03-Z (Z can be P, T, E, S, SD)[*r]											
	100-240ac	50/60	0	5dc	2.0	-	3	60950-1	20B	0	1
				12dc	0.625	-	3				
ECL15UT02-Z (Z can be P, T, E, S, SD)[*r]											
	100-240ac	50/60	0	5dc	2.0	-	3	60950-1	20B	0	1
				12dc	0.2	-	3				
				-12dc	0.2	-	3				
ECL15UT03-Z (Z can be P, T, E, S, SD)[*r]											
	100-240ac	50/60	0	5dc	2.0	-	3	60950-1	20B	0	1
				15dc	0.15	-	3				
				-15dc	0.15	-	3				
ECL30UD01-Z (Z can be P, T, E, S, SD)[*r]											
	100-240ac	50/60	0	12dc	0.65	-	3	60950-1	20B	0	1
				-12dc	0.65	-	3				
ECL30UD02-Z (Z can be P, T, E, S, SD)[*r]											
	100-240ac	50/60	0	15dc	1.0	-	3	60950-1	20B	0	1
				-15dc	1.0	-	3				
ECL30UD03-Z (Z can be P, T, E, S, SD)[*r]											
	100-240ac	50/60	0	5dc	3.0	-	3	60950-1	20B	0	1
				12dc	1.3	-	3				

	120-240ac	47-63	0	24dc	-	30	3	60950-1, 2nd	20B	0	1
DNR30US48, DNR30US48-S											
	100-240ac	47-63	0	56.87dc	0.93	42	3	60950-1, 2nd	20B	0	1
DNR480PS24-I, DNR480PS24-ID											
	115/ 230ac	47-63	0	24.07dc	27.3	567.1	3	60950-1, 2nd	20B	0	0
DNR480PS48-I, DNR480PS48-ID											
	115/ 230ac	47-63	0	48.05dc	13.5	583.9	3	60950-1, 2nd	20B	0	0
DNR480TS24-I											
	3PH 400-500ac	47-63	0	24.1dc	29.6	513	3	60950-1, 2nd	20B	1	0
DNR480TS48-I											
	3PH 400-500ac	47-63	0	48.2dc	19.7	498	3	60950-1, 2nd	20B	1	0
DNR60US05, DNR60US05-S											
	100-240ac	47-63	0	5.73dc	11.4	57.2	3	60950-1, 2nd	20B	0	1
DNR60US12, DNR60US12-S											
	100-240ac	47-63	0	14.76dc	7	87	3	60950-1, 2nd	20B	0	1
DNR60US24, DNR60US24-S											
	100-240ac	47-63	0	28.5dc	3.48	91.45	3	60950-1, 2nd	20B	0	1
DNR60US48, DNR60US48-S											
	100-240ac	47-63	0	57.0dc	1.8	91	3	60950-1, 2nd	20B	0	1
DNR960TS24-I											
	3PH 400-500Vac	47-63	0	24.1dc	44.5	1038	3	60950-1, 2nd	20B	0	1
DNR960TS48-I											
	3PH 400-500Vac	47-63	0	48.1dc	27.5	1176	3	60950-1, 2nd	20B	0	1
DSL240PS12, DSL240PS12-D											
	100-240ac	-	0	12.12dc	21.3	257.84	3	60950-1, 2nd	20B	0	1
DSL240PS24, DSL240PS24-D											
	100-240ac	-	0	24.08dc	13.1	315.51	3	60950-1, 2nd	20B	0	1
EC3AXXH/HM(d)*, EC4AYYH/HM(d)*, EC4AYYHL(d)*, EC4AYYM-HL(d)*, EC3ABXXH/HM(d)*, EC4ABYYH/HM(d)*											
	36-72dc	-	4	14.97	0.61	9.0219	3	60950-1	-	0	0
				5	1.54	7.32	-				
				15.07	0.5	6.93	-				
				-15.07	0.45	6.24	-				
				5.15	1.36	6.12	-				
				-5.14	1.5	6.76	-				
EC4BEXX* (h)											
	9-18Vdc	-	4	5.1	4.4	15.2	3	60950-1	20B	0	0
EC4BEXX* (i)											

- # - Represents 0-9.
- (#) - where X can be any number between 03 and 48
- (&) - input range from -36 to -72 Vdc (+/- 0% tolerance)
- (-P) - May be followed by suffix P.
- (1) - [#] where Y= B or C
- (2) - [+] where X= 05,12,15,24,30,48
- (a) - Where Y = T, P, E, S or SD
- (a1) - X can be any alphanumeric or blank
- (AA) - Where XX can be any number between 3 and 48 designating the output voltage
- (AB) - May also be provided with suffix "S" and/or "D", "-" provided optionally
- (b) - z=blank, 0-9 , A-Z
- (bb) - Rating B output max 155 W
- (c1) - followed by C, CD, CL, or CDL
- (c2) - followed by E, ED, EL, or EDL
- (c3) - followed by F, FD, FL, or FDL
- (cc) - Where xx can be alphanumeric or blank for marketing purposes only.
- (d) - Denotes that other output voltages are available for the series; tested voltages noted only.
- (gg) - 1st * = S, D, T or Q; 2nd to 3rd * = 00-48; 4th * = B, C, D or blank; 5th * = -C or blank
- (h) - May be followed by suffix L
- (i) - X may be - or blank; Y may be C, D, E, F or blank; Z may be B, D F or blank
- (j) - x may blank or F
- (k) - y may be Blank (without fan) or A (u-case + top cover)
- (l) - y is Blank (without fan)
- (m) - y is A (with fan)
- (n) - y is C (for Enclosure)
- (o) - y may be R, S or T
- (p) - z may be A-Z, a-z, 0-9 or blank
- (q) - output represents rated voltage
- (r) - Values for max. V and max. A are output ratings
- (s) - * may be blank, B or P; # may be blank or P
- (t) - Y can be E, P, T or S; Z can be 0-9, A-Z or a-z
- (u) - xxx will be 03 through 480 inclusively
- (v) - 4.99 Volt output is for model CU20-10; 24 Volt output is for model CU20-14; 15.87 Volt output is for model CU20-16
- * - Where X may be F or S; Y may be P or S; Z may be A or B
- @ - Where Y can be E, P, T or S. [@] - Where x represents either blank or ?-?
- X - X=05, 10 or 18
- Y - Y=05, 12, 15 or 24
- y = - z may be blank, 0-9 or A-Z for marketing use
- Z - can be N or blank, zz = 0-9, A-Z or blank
- [#] - X can be either P or U
- [\$] - Where y represents either blank or C
- [*r] - Output values are rated.
- [+] - YY may be any alphanumeric character or blank
- [x] - X may be 10, 12, 13, 13-1, 14, 16, 17, 18, 23, 24, 25, 30, 31, 32, 33, 40, 41, 42, 44, 45; Z may be A-Z or Blank



Marking: Company name or trademark  and model designation on the product or on the smallest unit container in which the product is packaged.

Last Updated on 2013-10-31

[Questions?](#)

[Print this page](#)

[Terms of Use](#)

[Page Top](#)

© 2013 UL LLC

When the UL Leaf Mark is on the product, or when the word "Environment" is included in the UL Mark, please search the [UL Environment database](#) for additional information regarding this product's certification.

The appearance of a company's name or product in this database does not in itself assure that products so identified have been manufactured under UL's Follow-Up Service. Only those products bearing the UL Mark should be considered to be Certified and covered under UL's Follow-Up Service. Always look for the Mark on the product.

UL permits the reproduction of the material contained in the Online Certification Directory subject to the following conditions: 1. The Guide Information, Assemblies, Constructions, Designs, Systems, and/or Certifications (files) must be presented in their entirety and in a non-misleading manner, without any manipulation of the data (or drawings). 2. The statement "Reprinted from the Online Certifications Directory with permission from UL" must appear adjacent to the extracted material. In addition, the reprinted material must include a copyright notice in the following format: "© 2013 UL LLC".



QQPX2.E326031 Power Supplies for Use in Hazardous Locations - Component

[Page Bottom](#)

Power Supplies for Use in Hazardous Locations - Component

[See General Information for Power Supplies for Use in Hazardous Locations - Component](#)

XP POWER LTD

E326031

401 COMMONWEALTH DR
HAW PAR TECHNOCENTRE
LOBBY B, #02-02
SINGAPORE, 149598 SINGAPORE

Class 1, Division 2, Groups A, B, C and D, Model(s) DNR05US05 ,DNR05US05-S,DNR05US12 ,DNR05US12-S,DNR05US15,DNR05US15-S ,DNR05US24,DNR05US24-S

DNR10US05 ,DNR10US05-S, DNR10US12 ,DNR10US12-S,DNR10US15 ,DNR10US15-S ,DNR10US24,DNR10US24-S

DNR120AS12-I, DNR120AS12-ID, DNR120AS24-I, DNR120AS24-ID, DNR120AS48-I, DNR120AS48-ID, DNR120TS12, DNR120TS24

DNR18US05 ,DNR18US05-S ,DNR18US12,DNR18US12-S,DNR18US15,DNR18US15-S ,DNR18US24,DNR18US24-S

DNR240PS24-I, DNR240PS24-ID, DNR240PS48-I, DNR240PS48-ID, DNR240TS24-I, DNR240TS48-I, **DNR480PS24-I, DNR480PS24-ID, DNR480PS48-I, DNR480PS48-ID, DNR480TS24-I,** DNR480TS48-I, DNR960TS24-I, DNR960TS48-I

Class 1, Division 2, Groups A, B, C and D (switching power supplies), Model(s) DNR30US05 ,DNR30US05-S, DNR30US12 ,DNR30US12-S, DNR30US24,DNR30US24-S, DNR30US48 ,DNR30US48-S, DNR60US05, DNR60US05-S, DNR60US12 , DNR60US12-S, DNR60US24 ,DNR60US24-S, DNR60US48 , DNR60US48-S

DSL240PS12, DSL240PS12-D, DSL240PS24, DSL240PS24-D

Marking: Company name and model designation.

[Last Updated](#) on 2012-08-06

[Questions?](#)

[Print this page](#)

[Terms of Use](#)

[Page Top](#)

© 2013 UL LLC

When the UL Leaf Mark is on the product, or when the word "Environment" is included in the UL Mark, please search the [UL Environment database](#) for additional information regarding this product's certification.

The appearance of a company's name or product in this database does not in itself assure that products so identified have been manufactured under UL's Follow-Up Service. Only those products bearing the UL Mark should be considered to be Certified and covered under UL's Follow-Up Service. Always look for the Mark on the product.

UL permits the reproduction of the material contained in the Online Certification Directory subject to the following conditions: 1. The Guide Information, Assemblies, Constructions, Designs, Systems, and/or Certifications (files) must be presented in their entirety and in a non-misleading manner, without any manipulation of the data (or drawings). 2. The statement "Reprinted from the Online Certifications Directory with permission from UL" must appear adjacent to the extracted material. In addition, the reprinted material must include a copyright notice in the following format: "© 2013 UL LLC".



NMTR.E318880 Power Circuit and Motor-mounted Apparatus

[Page Bottom](#)

Power Circuit and Motor-mounted Apparatus

[See General Information for Power Circuit and Motor-mounted Apparatus](#)**XP POWER LTD**

E318880

401 COMMONWEALTH DR
HAW PAR TECHNOCENTRE
LOBBY B, #02-02
SINGAPORE, 149598 SINGAPORE

Power supplies, Model(s) DNR05US05, DNR05US05-S, DNR05US12, DNR05US12-S, DNR05US15, DNR05US15-S, DNR05US24, DNR05US24-S, DNR10US05, DNR10US05-S, DNR10US12, DNR10US12-S, DNR10US15, DNR10US15-S, DNR10US24, DNR10US24-S, DNR120AS12-I, DNR120AS12-ID, DNR120AS24-I, DNR120AS24-ID, DNR120AS48-I, DNR120AS48-ID, DNR120LS12, DNR120LS12-D, DNR120LS12-I, DNR120LS12-ID, DNR120LS24, DNR120LS24-D, DNR120LS24-I, DNR120LS24-ID, DNR120LS48, DNR120LS48-D, DNR120LS48-I, DNR120LS48-ID, DNR120PS12, DNR120PS12-D, DNR120PS12-I, DNR120PS12-ID, DNR120PS24, DNR120PS24-D, DNR120PS24-I, DNR120PS24-ID, DNR120PS48, DNR120PS48-D, DNR120PS48-I, DNR120PS48-ID, DNR120TS12, DNR120TS24, DNR18US05, DNR18US05-S, DNR18US12, DNR18US12-S, DNR18US15, DNR18US15-S, DNR18US24, DNR18US24-S, DNR240PS24-I, DNR240PS24-ID, DNR240PS48-I, DNR240PS48-ID, DNR240TS24-I, DNR240TS48-I, DNR30US05, DNR30US05-S, DNR30US12, DNR30US12-S, DNR30US24, DNR30US24-S, DNR30US48, DNR30US48-S, **DNR480PS24-I, DNR480PS24-ID, DNR480PS48-I, DNR480PS48-ID, DNR480TS24-I, DNR480TS48-I**, DNR60US05, DNR60US05-S, DNR60US12, DNR60US12-S, DNR60US24, DNR60US24-S, DNR60US48, DNR60US48-S, DSL240PS12, DSL240PS12-D, DSL240PS24, DSL240PS24-D, THF120LS12, THF120LS24, THF120LS48, THF240PS24, THF240PS48, THF45US05, THF45US12, THF45US15, THF45US24, THF480LS24, THF480LS48, THF480PS24, THF480PS48, THF75US24, THF75US48

Switching power supplies, Model(s) DRS120PS12, DRS120PS24, DRS120PS48, DRS240PS12, DRS240PS24, DRS240PS48, DRS80US12, DRS80US24, DRS80US48

[Last Updated](#) on 2012-08-06[Questions?](#)[Print this page](#)[Terms of Use](#)[Page Top](#)

© 2013 UL LLC

When the UL Leaf Mark is on the product, or when the word "Environment" is included in the UL Mark, please search the [UL Environment database](#) for additional information regarding this product's certification.

The appearance of a company's name or product in this database does not in itself assure that products so identified have been manufactured under UL's Follow-Up Service. Only those products bearing the UL Mark should be considered to be Certified and covered under UL's Follow-Up Service. Always look for the Mark on the product.

UL permits the reproduction of the material contained in the Online Certification Directory subject to the following conditions: 1. The Guide Information, Assemblies, Constructions, Designs, Systems, and/or Certifications (files) must be presented in their entirety and in a non-misleading manner, without any manipulation of the data (or drawings). 2. The statement "Reprinted from the Online Certifications Directory with permission from UL" must appear adjacent to the extracted material. In addition, the reprinted material must include a copyright notice in the following format: "© 2013 UL LLC".



QQGQ2.E317867

Power Supplies, Information Technology Equipment Including Electrical Business Equipment - Component

Page Bottom

Power Supplies, Information Technology Equipment Including Electrical Business Equipment - Component

See General Information for Power Supplies, Information Technology Equipment Including Electrical Business Equipment - Component

XP POWER L L C

E317867

SUITE 150

1241 E DYER RD


SANTA ANA, CA 92705 USA

Model No.	Rated Input			Max Output			OC	SP	EP	FC	GC
	Volts	Hz	SC	V	A	VA					
"Switching Power Supply".											
ECL15UD01-Z (Z can be P, T, E, S, SD)[*r]											
	100-240ac	50/60	0	-12dc	0.65	-	3	60950-1	20B	0	1
				12dc	0.65	-	3				
ECL15UD02-Z (Z can be P, T, E, S, SD)[*r]											
	100-240ac	50/60	0	15dc	0.5	-	3	60950-1	20B	0	1
				-15dc	0.5	-	3				
ECL15UD03-Z (Z can be P, T, E, S, SD)[*r]											
	100-240ac	50/60	0	5dc	2.0	-	3	60950-1	20B	0	1
				12dc	0.625	-	3				
ECL15UT02-Z (Z can be P, T, E, S, SD)[*r]											
	100-240ac	50/60	0	5dc	2.0	-	3	60950-1	20B	0	1
				12dc	0.2	-	3				
				-12dc	0.2	-	3				
ECL15UT03-Z (Z can be P, T, E, S, SD)[*r]											
	100-240ac	50/60	0	5dc	2.0	-	3	60950-1	20B	0	1
				15dc	0.15	-	3				
				-15dc	0.15	-	3				
ECL30UD01-Z (Z can be P, T, E, S, SD)[*r]											
	100-240ac	50/60	0	12dc	0.65	-	3	60950-1	20B	0	1
				-12dc	0.65	-	3				
ECL30UD02-Z (Z can be P, T, E, S, SD)[*r]											
	100-240ac	50/60	0	15dc	1.0	-	3	60950-1	20B	0	1
				-15dc	1.0	-	3				
ECL30UD03-Z (Z can be P, T, E, S, SD)[*r]											
	100-240ac	50/60	0	5dc	3.0	-	3	60950-1	20B	0	1
				12dc	1.3	-	3				

	120-240ac	47-63	0	24dc	-	30	3	60950-1, 2nd	20B	0	1
DNR30US48, DNR30US48-S											
	100-240ac	47-63	0	56.87dc	0.93	42	3	60950-1, 2nd	20B	0	1
DNR480PS24-I, DNR480PS24-ID											
	115/ 230ac	47-63	0	24.07dc	27.3	567.1	3	60950-1, 2nd	20B	0	0
DNR480PS48-I, DNR480PS48-ID											
	115/ 230ac	47-63	0	48.05dc	13.5	583.9	3	60950-1, 2nd	20B	0	0
DNR480TS24-I											
	3PH 400-500ac	47-63	0	24.1dc	29.6	513	3	60950-1, 2nd	20B	1	0
DNR480TS48-I											
	3PH 400-500ac	47-63	0	48.2dc	19.7	498	3	60950-1, 2nd	20B	1	0
DNR60US05, DNR60US05-S											
	100-240ac	47-63	0	5.73dc	11.4	57.2	3	60950-1, 2nd	20B	0	1
DNR60US12, DNR60US12-S											
	100-240ac	47-63	0	14.76dc	7	87	3	60950-1, 2nd	20B	0	1
DNR60US24, DNR60US24-S											
	100-240ac	47-63	0	28.5dc	3.48	91.45	3	60950-1, 2nd	20B	0	1
DNR60US48, DNR60US48-S											
	100-240ac	47-63	0	57.0dc	1.8	91	3	60950-1, 2nd	20B	0	1
DNR960TS24-I											
	3PH 400-500Vac	47-63	0	24.1dc	44.5	1038	3	60950-1, 2nd	20B	0	1
DNR960TS48-I											
	3PH 400-500Vac	47-63	0	48.1dc	27.5	1176	3	60950-1, 2nd	20B	0	1
DSL240PS12, DSL240PS12-D											
	100-240ac	-	0	12.12dc	21.3	257.84	3	60950-1, 2nd	20B	0	1
DSL240PS24, DSL240PS24-D											
	100-240ac	-	0	24.08dc	13.1	315.51	3	60950-1, 2nd	20B	0	1
EC3AXXH/HM(d)*, EC4AYYH/HM(d)*, EC4AYYHL(d)*, EC4AYYM-HL(d)*, EC3ABXXH/HM(d)*, EC4ABYYH/HM(d)*											
	36-72dc	-	4	14.97	0.61	9.0219	3	60950-1	-	0	0
				5	1.54	7.32	-				
				15.07	0.5	6.93	-				
				-15.07	0.45	6.24	-				
				5.15	1.36	6.12	-				
				-5.14	1.5	6.76	-				
EC4BEXX* (h)											
	9-18Vdc	-	4	5.1	4.4	15.2	3	60950-1	20B	0	0
EC4BEXX* (i)											

- # - Represents 0-9.
- (#) - where X can be any number between 03 and 48
- (&) - input range from -36 to -72 Vdc (+/- 0% tolerance)
- (-P) - May be followed by suffix P.
- (1) - [#] where Y= B or C
- (2) - [+] where X= 05,12,15,24,30,48
- (a) - Where Y = T, P, E, S or SD
- (a1) - X can be any alphanumeric or blank
- (AA) - Where XX can be any number between 3 and 48 designating the output voltage
- (AB) - May also be provided with suffix "S" and/or "D", "-" provided optionally
- (b) - z=blank, 0-9 , A-Z
- (bb) - Rating B output max 155 W
- (c1) - followed by C, CD, CL, or CDL
- (c2) - followed by E, ED, EL, or EDL
- (c3) - followed by F, FD, FL, or FDL
- (cc) - Where xx can be alphanumeric or blank for marketing purposes only.
- (d) - Denotes that other output voltages are available for the series; tested voltages noted only.
- (gg) - 1st * = S, D, T or Q; 2nd to 3rd * = 00-48; 4th * = B, C, D or blank; 5th * = -C or blank
- (h) - May be followed by suffix L
- (i) - X may be - or blank; Y may be C, D, E, F or blank; Z may be B, D F or blank
- (j) - x may blank or F
- (k) - y may be Blank (without fan) or A (u-case + top cover)
- (l) - y is Blank (without fan)
- (m) - y is A (with fan)
- (n) - y is C (for Enclosure)
- (o) - y may be R, S or T
- (p) - z may be A-Z, a-z, 0-9 or blank
- (q) - output represents rated voltage
- (r) - Values for max. V and max. A are output ratings
- (s) - * may be blank, B or P; # may be blank or P
- (t) - Y can be E, P, T or S; Z can be 0-9, A-Z or a-z
- (u) - xxx will be 03 through 480 inclusively
- (v) - 4.99 Volt output is for model CU20-10; 24 Volt output is for model CU20-14; 15.87 Volt output is for model CU20-16
- * - Where X may be F or S; Y may be P or S; Z may be A or B
- @ - Where Y can be E, P, T or S. [@] - Where x represents either blank or ?-?
- X - X=05, 10 or 18
- Y - Y=05, 12, 15 or 24
- y = - z may be blank, 0-9 or A-Z for marketing use
- Z - can be N or blank, zz = 0-9, A-Z or blank
- [#] - X can be either P or U
- [\$] - Where y represents either blank or C
- [*r] - Output values are rated.
- [+] - YY may be any alphanumeric character or blank
- [x] - X may be 10, 12, 13, 13-1, 14, 16, 17, 18, 23, 24, 25, 30, 31, 32, 33, 40, 41, 42, 44, 45; Z may be A-Z or Blank



Marking: Company name or trademark  and model designation on the product or on the smallest unit container in which the product is packaged.

Last Updated on 2013-10-31

[Questions?](#)

[Print this page](#)

[Terms of Use](#)

[Page Top](#)

© 2013 UL LLC

When the UL Leaf Mark is on the product, or when the word "Environment" is included in the UL Mark, please search the [UL Environment database](#) for additional information regarding this product's certification.

The appearance of a company's name or product in this database does not in itself assure that products so identified have been manufactured under UL's Follow-Up Service. Only those products bearing the UL Mark should be considered to be Certified and covered under UL's Follow-Up Service. Always look for the Mark on the product.

UL permits the reproduction of the material contained in the Online Certification Directory subject to the following conditions: 1. The Guide Information, Assemblies, Constructions, Designs, Systems, and/or Certifications (files) must be presented in their entirety and in a non-misleading manner, without any manipulation of the data (or drawings). 2. The statement "Reprinted from the Online Certifications Directory with permission from UL" must appear adjacent to the extracted material. In addition, the reprinted material must include a copyright notice in the following format: "© 2013 UL LLC".



QQPX2.E326031 Power Supplies for Use in Hazardous Locations - Component

[Page Bottom](#)

Power Supplies for Use in Hazardous Locations - Component

[See General Information for Power Supplies for Use in Hazardous Locations - Component](#)

XP POWER LTD

E326031

401 COMMONWEALTH DR
HAW PAR TECHNOCENTRE
LOBBY B, #02-02
SINGAPORE, 149598 SINGAPORE

Class 1, Division 2, Groups A, B, C and D, Model(s) DNR05US05 ,DNR05US05-S,DNR05US12 ,DNR05US12-S,DNR05US15,DNR05US15-S ,DNR05US24,DNR05US24-S

DNR10US05 ,DNR10US05-S, DNR10US12 ,DNR10US12-S,DNR10US15 ,DNR10US15-S ,DNR10US24,DNR10US24-S

DNR120AS12-I, DNR120AS12-ID, DNR120AS24-I, DNR120AS24-ID, DNR120AS48-I, DNR120AS48-ID, DNR120TS12, DNR120TS24

DNR18US05 ,DNR18US05-S ,DNR18US12,DNR18US12-S,DNR18US15,DNR18US15-S ,DNR18US24,DNR18US24-S

DNR240PS24-I, DNR240PS24-ID, DNR240PS48-I, DNR240PS48-ID, DNR240TS24-I, DNR240TS48-I, DNR480PS24-I, DNR480PS24-ID, DNR480PS48-I, DNR480PS48-ID, DNR480TS24-I, DNR480TS48-I, **DNR960TS24-I, DNR960TS48-I**

Class 1, Division 2, Groups A, B, C and D (switching power supplies), Model(s) DNR30US05 ,DNR30US05-S, DNR30US12 ,DNR30US12-S, DNR30US24,DNR30US24-S, DNR30US48 ,DNR30US48-S, DNR60US05, DNR60US05-S, DNR60US12 , DNR60US12-S, DNR60US24 ,DNR60US24-S, DNR60US48 , DNR60US48-S

DSL240PS12, DSL240PS12-D, DSL240PS24, DSL240PS24-D

Marking: Company name and model designation.

[Last Updated](#) on 2012-08-06

[Questions?](#)

[Print this page](#)

[Terms of Use](#)

[Page Top](#)

© 2013 UL LLC

When the UL Leaf Mark is on the product, or when the word "Environment" is included in the UL Mark, please search the [UL Environment database](#) for additional information regarding this product's certification.

The appearance of a company's name or product in this database does not in itself assure that products so identified have been manufactured under UL's Follow-Up Service. Only those products bearing the UL Mark should be considered to be Certified and covered under UL's Follow-Up Service. Always look for the Mark on the product.

UL permits the reproduction of the material contained in the Online Certification Directory subject to the following conditions: 1. The Guide Information, Assemblies, Constructions, Designs, Systems, and/or Certifications (files) must be presented in their entirety and in a non-misleading manner, without any manipulation of the data (or drawings). 2. The statement "Reprinted from the Online Certifications Directory with permission from UL" must appear adjacent to the extracted material. In addition, the reprinted material must include a copyright notice in the following format: "© 2013 UL LLC".