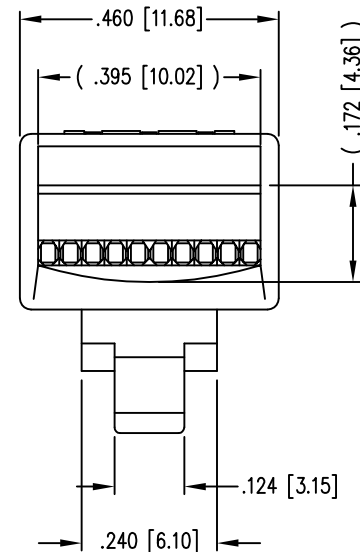
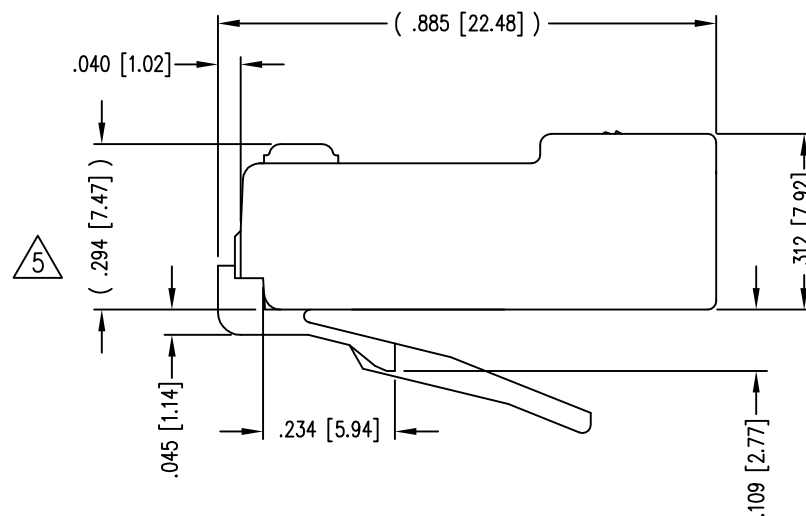
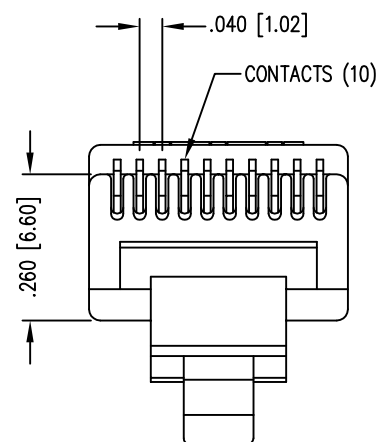
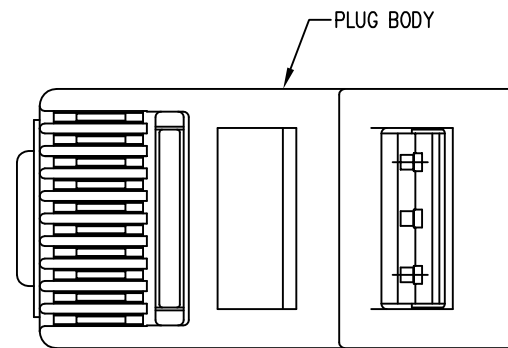


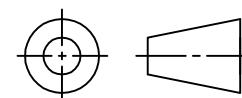
| DATE    | REV | ECN   | APP'D. BY |
|---------|-----|-------|-----------|
| 1-5-15  | B3  | 10166 | TRM       |
| 3-14-16 | B4  | 10605 | TRM       |
|         |     |       |           |
|         |     |       |           |



- NOTES:
- MATERIALS:  
 PLUG BODY: POLYCARBONATE, UL 94-V0, CLEAR  
 CONTACTS: PHOSPHOR BRONZE, SELECTIVE GOLD PLATING
  - CONTACTS TERMINATE SOLID OR STRANDED CONDUCTORS UP TO .037 [0.94] OUTSIDE DIAMETER OF INSULATION.
  - FOR PRODUCT SPECIFICATION SEE PRO26-01.
  - DIMENSIONS AND TOLERANCES COMPLY WITH TIA-1096 STANDARD.
- 5 TERMINATED PLUG HEIGHT: .237 [6.02] ±.005 [0.13]

|           |                                |                    |
|-----------|--------------------------------|--------------------|
| BAG OF 25 | 50 MICRO-INCHES [1.27um]       | 940-SP-301010R-B25 |
| BULK      | 50 MICRO-INCHES [1.27um]       | 940-SP-301010R     |
| PACKAGE   | CONTACT PLATING IN MATING AREA | PART NUMBER        |

THIRD ANGLE PROJECTION



1118 Susquehanna Trail South  
 Glen Rock, PA 17327-9199  
 (717) 235-7512

<http://www.stewartconnector.com>

DO NOT SCALE DRAWING  
 DRAWING IS SUBJECT TO  
 CHANGE WITHOUT NOTICE

TITLE: TEN CONDUCTOR/TEN POSITION LINE CORD MODULE  
 WITH RADIAL BACK; COLOR: CLEAR

DIMENSIONS: INCHES [METRIC]  
 UNLESS OTHERWISE SPECIFIED  
 TOLERANCES ARE ±.005 [0.13]  
 ANGLES ARE ± 1°

THIS DRAWING AND THE SUBJECT MATTER SHOWN THEREON ARE CONFIDENTIAL AND THE PROPRIETARY PROPERTY OF STEWART CONNECTOR AND SHALL NOT BE REPRODUCED, COPIED, OR USED IN ANY MANNER WITHOUT PRIOR WRITTEN CONSENT OF STEWART CONNECTOR. ONE OR MORE U.S. PATENTS MAY APPLY TO THIS PRODUCT. FOR DETAILS, PLEASE VISIT: [HTTP://BELFUSE.COM/STEWART/STEWART\\_PATENTS/](http://BELFUSE.COM/STEWART/STEWART_PATENTS/)

DRN BY: SAR DATE 1-21-03

APPD BY: RGC DATE 2-7-03

DWG NO. CT300094 REV. B4

SHEET NO. 1 OF 1

