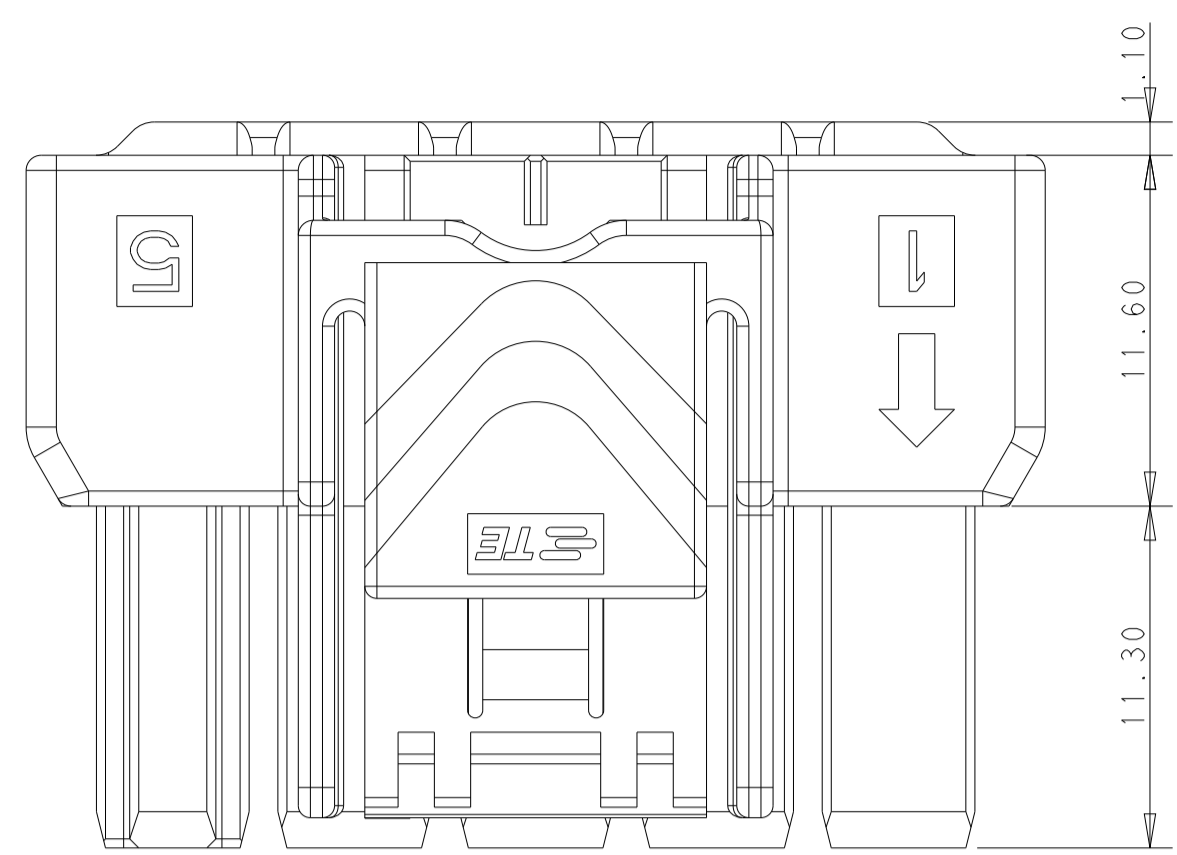
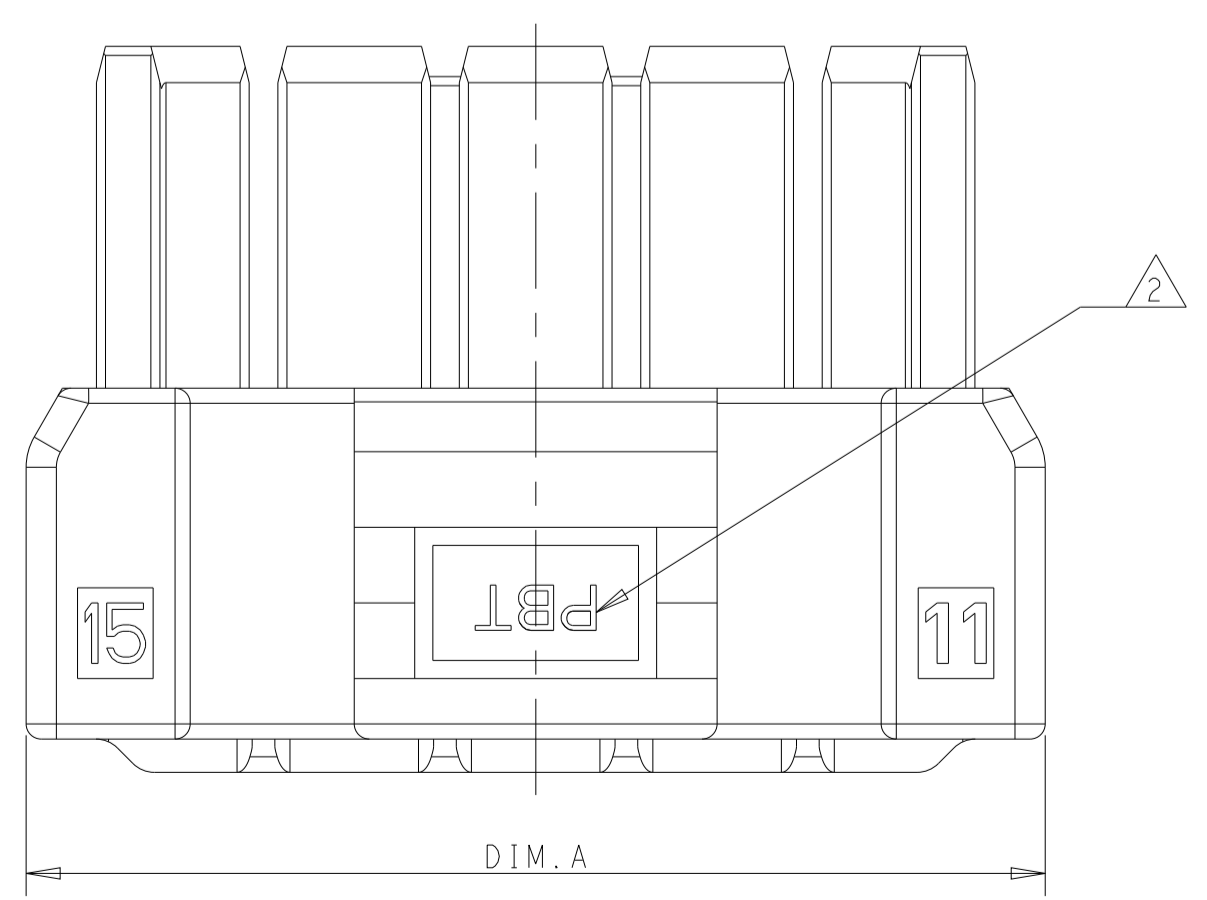
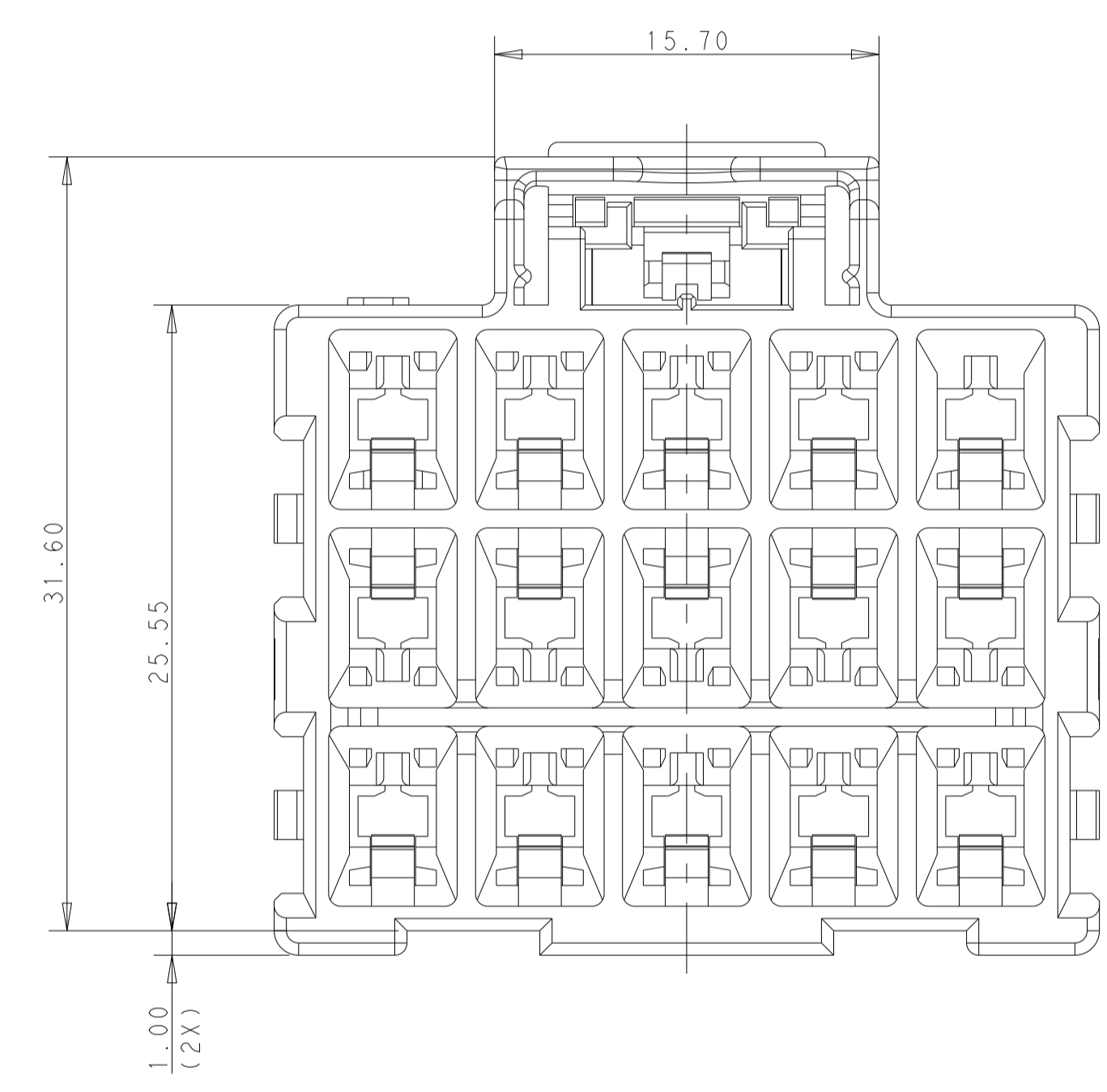
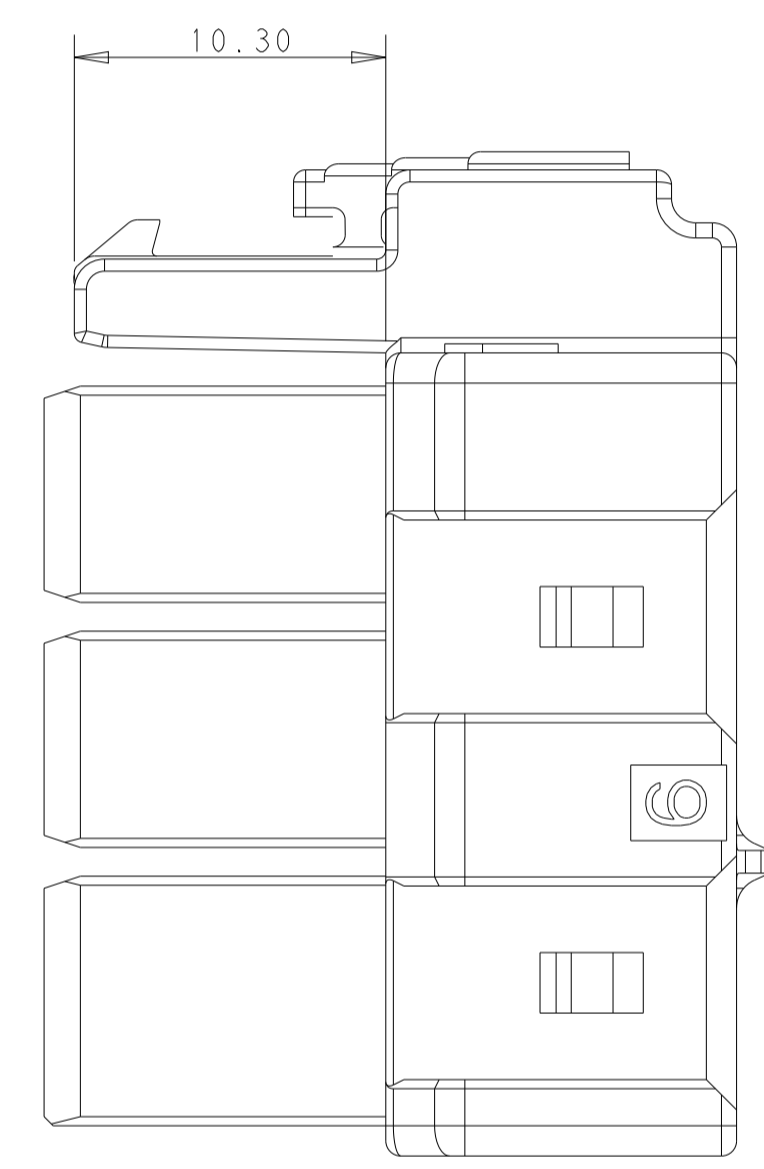
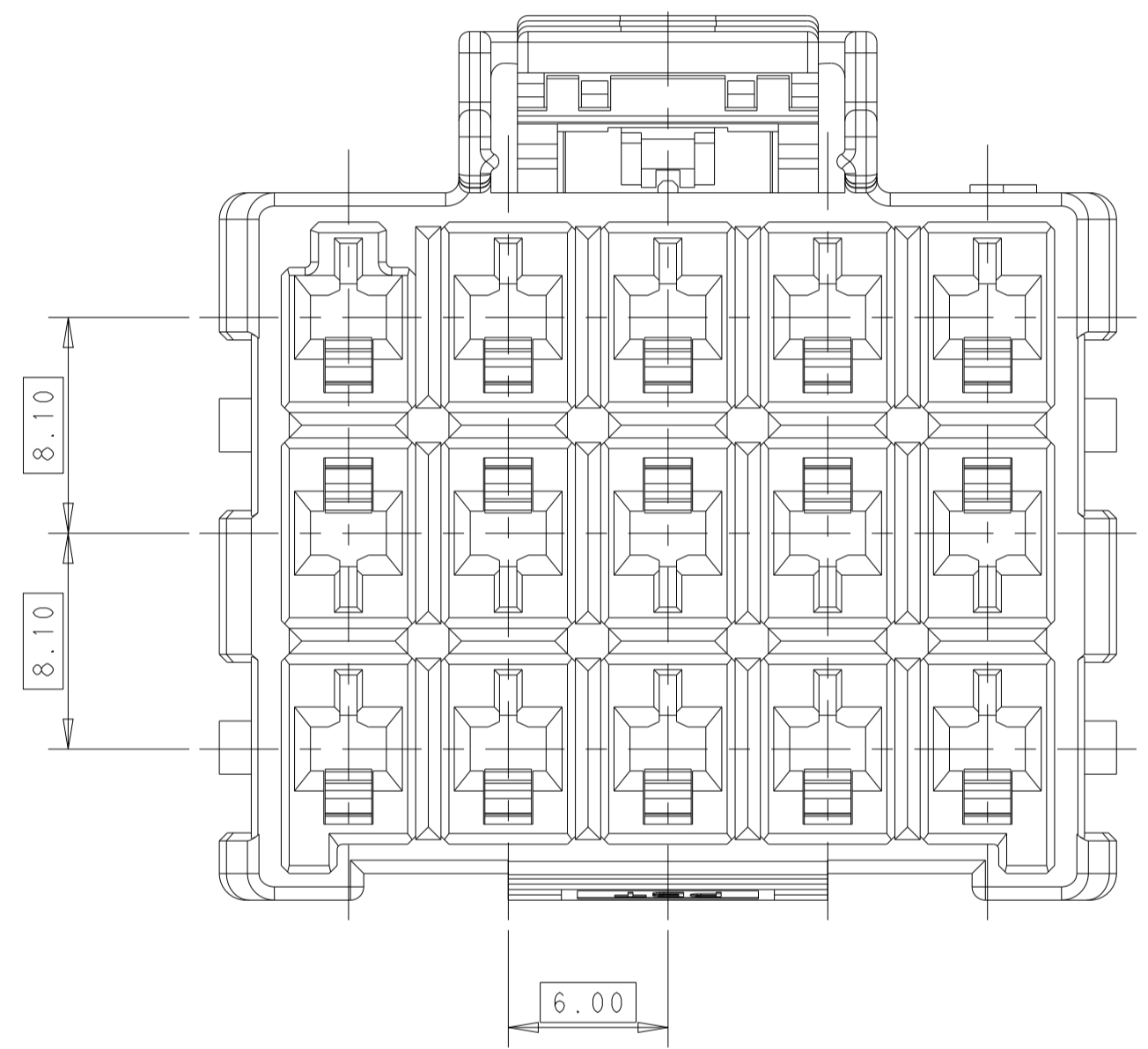


| REVISIONS |     |                           |           |       |
|-----------|-----|---------------------------|-----------|-------|
| P         | LTN | DESCRIPTION               | DATE      | APVD  |
| E         |     | REVISED PER ECR-21-100678 | 08APR2021 | SS VS |
| F         |     | REVISED PER ECR-20-100915 | 28APR2021 | JP VS |
|           |     |                           |           |       |



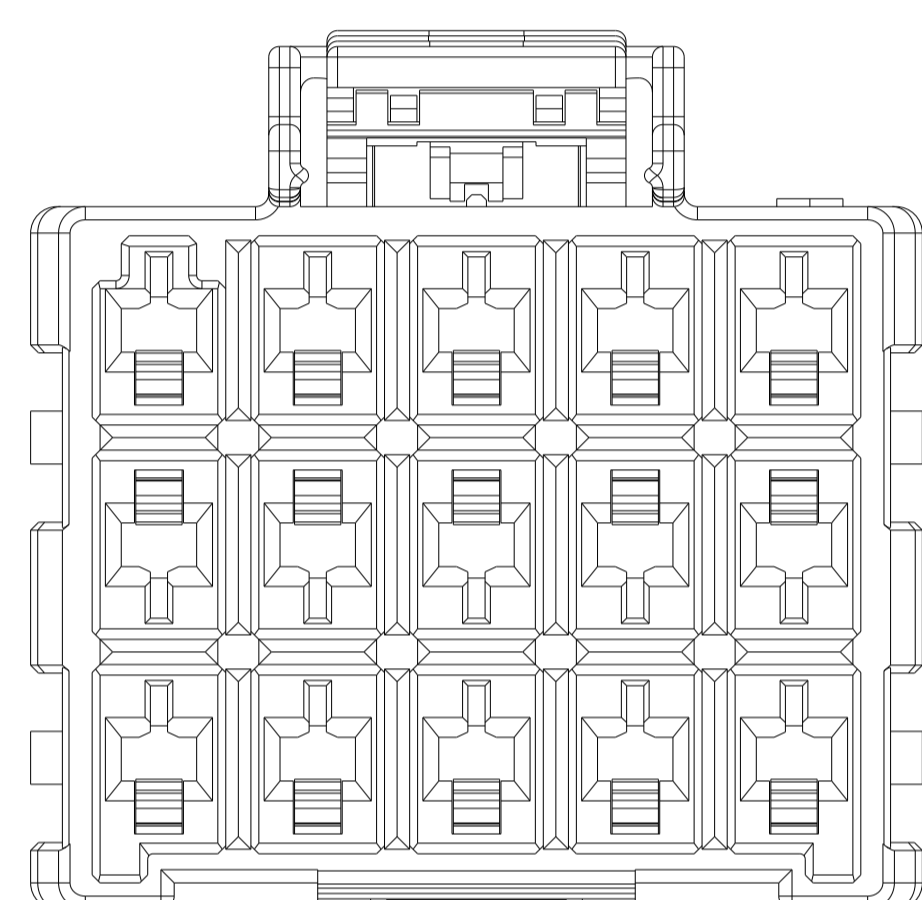
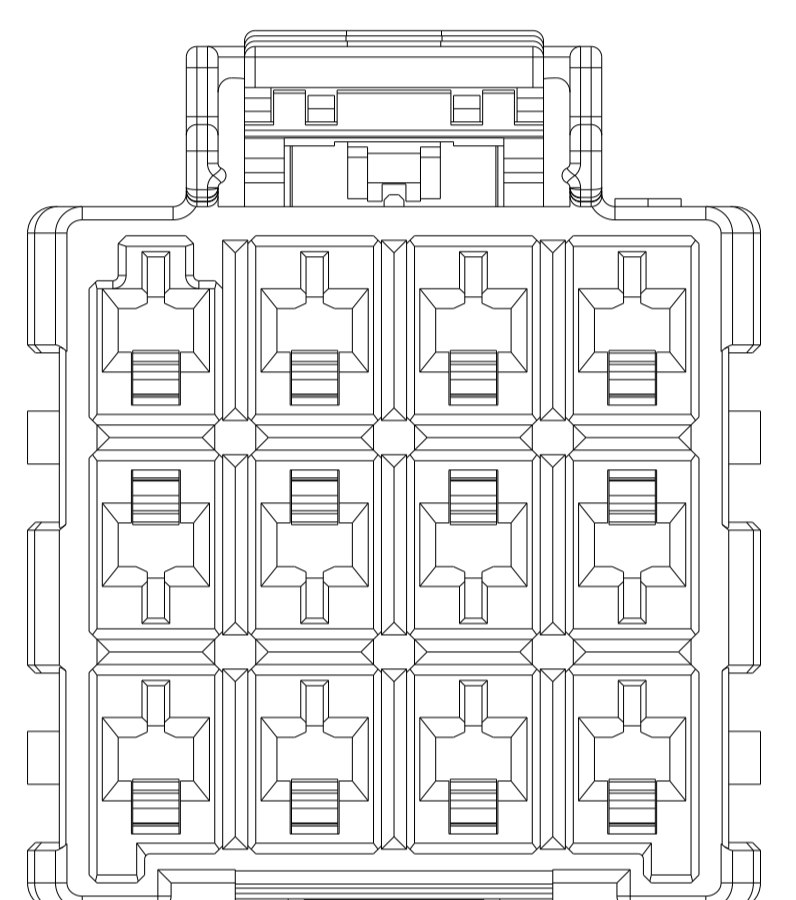
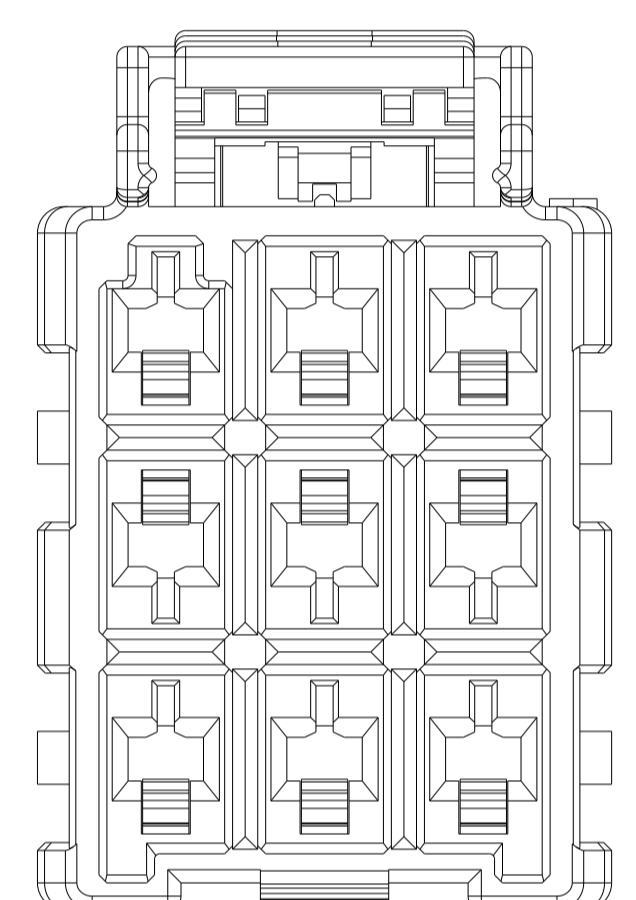
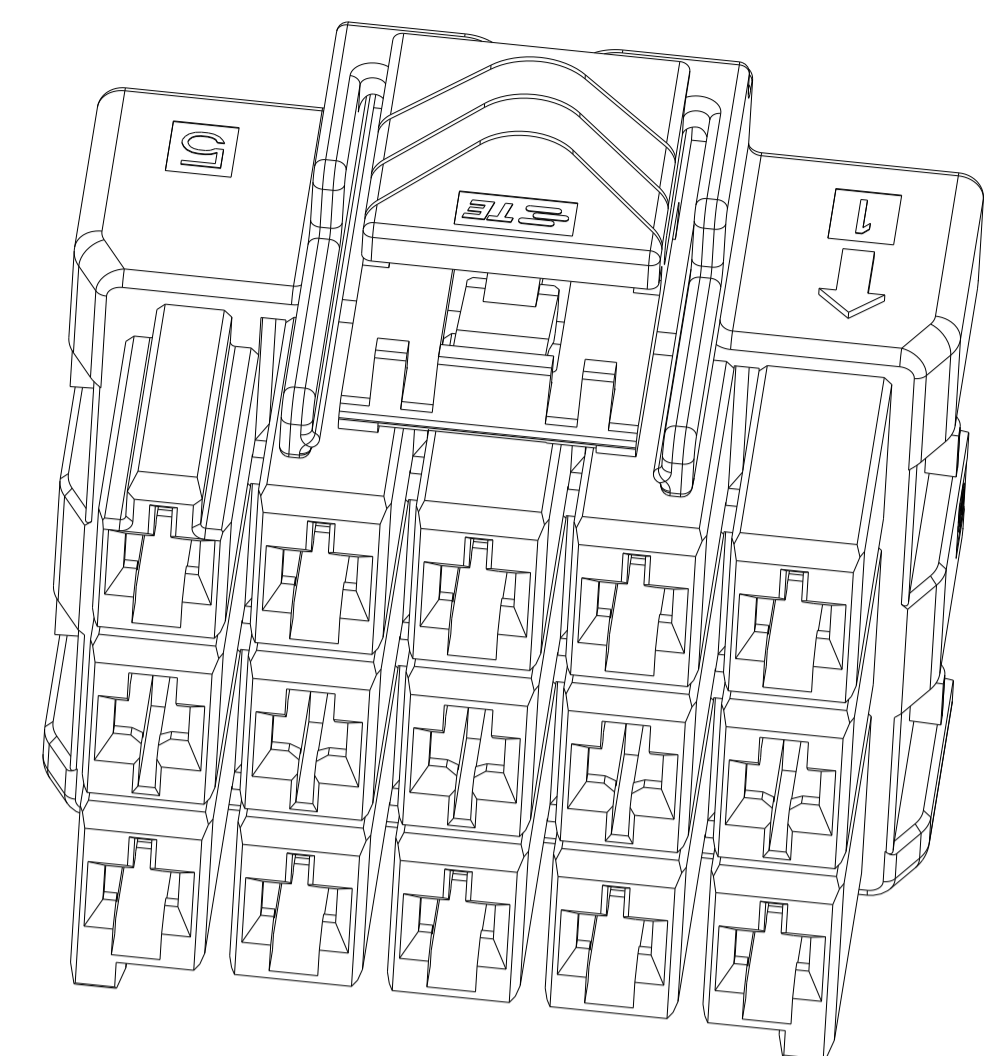
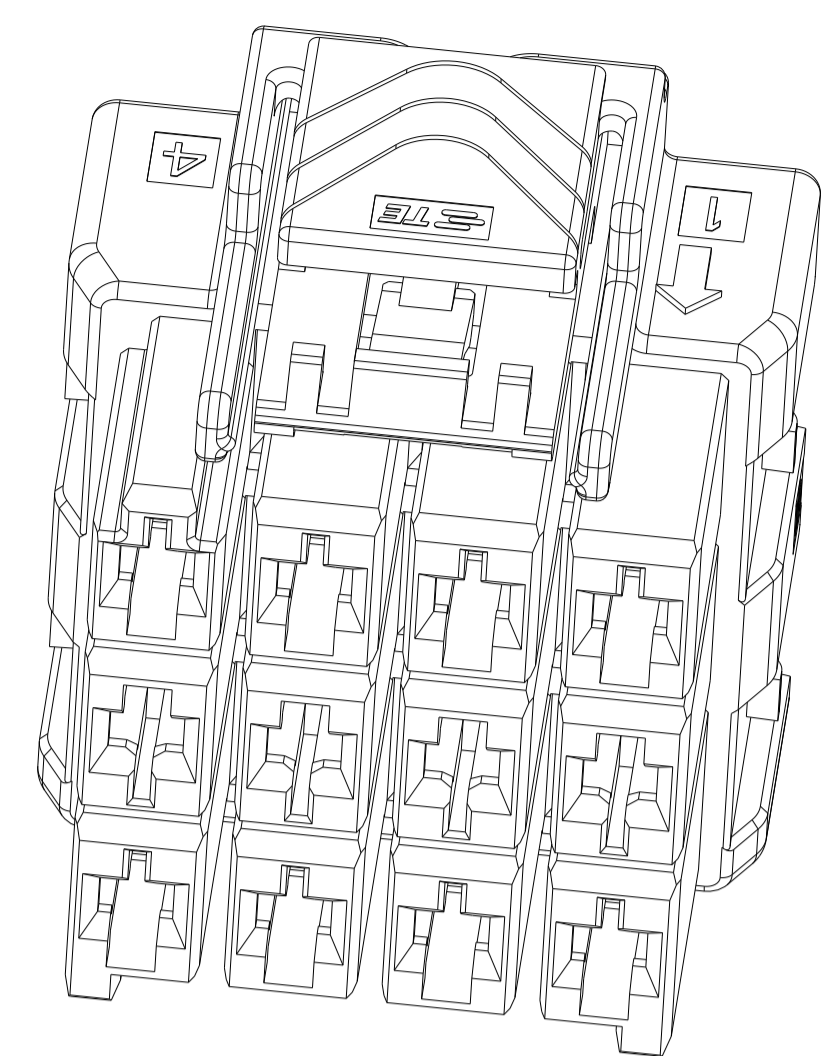
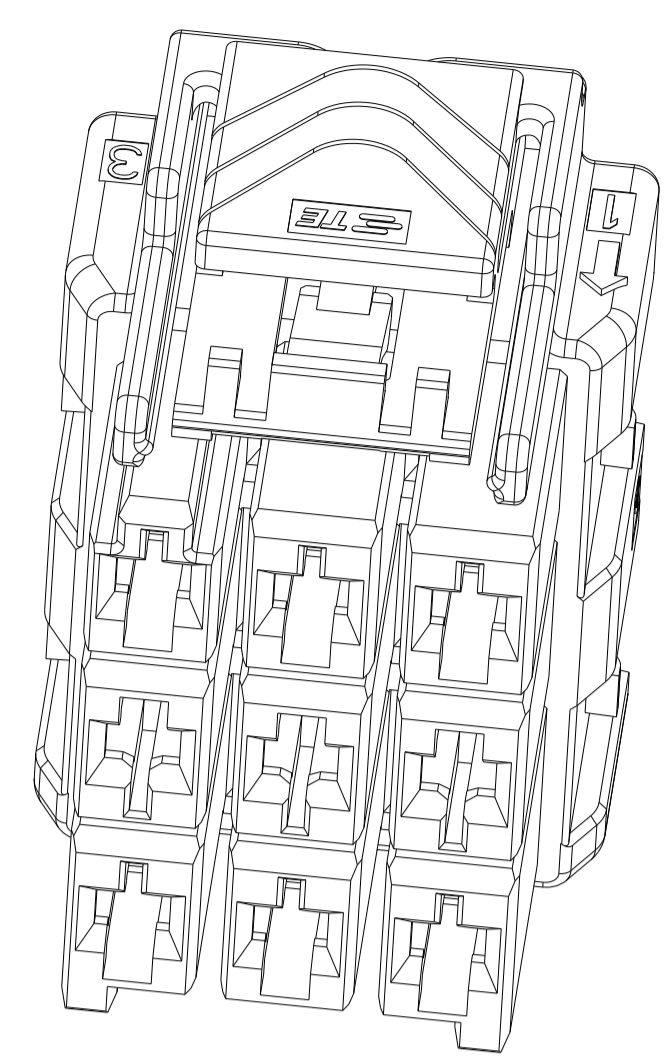
| POS. | DIM. A |
|------|--------|
| 3*5  | 33.70  |
| 3*4  | 27.70  |
| 3*3  | 21.70  |



- △ MATERIAL:  
 LEVEL 1: PBT, STANDARD TEMPERATURE 105°C  
 KEY A: NATURAL; KEY B: PURPLE; KEY C: BLUE; KEY D: YELLOW  
 LEVEL 2: PA66, HIGH TEMPERATURE 150°C  
 KEY A: LIGHT GREY; KEY B: RED; KEY C: BLACK; KEY D: NATURAL
- △ MATERIAL MARK:  
 LEVEL 1: PBT, LEVEL 2: HDT
- 3. APPLICABLE CONTACT P/N  
 RECEPTACLE CONTACT: 1971237/1971779/81/83/85/87-\*, 2238066-\*
- 4. MATING CONN. P/N  
 CAP HSG: \*-1971874/5-\*,  
 DOUBLE ROW LOCK PLATE: \*-1971778-\*, SINGLE ROW LOCK PLATE: \*-1971777-\*
- △ GLOW WIRE COMPLIANT IN ACCORDANCE WITH IEC 60335-1. THIS IS BASED ON THE PRODUCT MEETING A GWEPT 850°C TEST AND RESIN GWIT GREATER THAN OR EQUAL TO 775°C.

|  |       |                           |   |
|--|-------|---------------------------|---|
| THIS DRAWING IS A CONTROLLED DOCUMENT. |       | OWN TOMMY WU 09JUL2012    | TE Connectivity<br>NAME PLUG HOUSING, TRIPLE ROW<br>POWER TRIPLE LOCK |
| DIMENSIONS:                            |       | CHK HAPYE WU 09JUL2012    |   |
| TOLERANCES UNLESS OTHERWISE SPECIFIED: |       | APVD YUHONG MAO 09JUL2012 |   |
| mm                                     |       | PRODUCT SPEC              |   |
| 0 PLC                                  | ±     | 108-106118                | APPLICATION SPEC  |
| 1 PLC                                  | ±0.35 | 114-106118                | SIZE CAGE CODE DRAWING NO   |
| 2 PLC                                  | ±0.25 |                           | RESTRICTED TO   |
| 3 PLC                                  | ±     |                           | A100779C=1971876  |
| 4 PLC                                  | ±     |                           | SCALE 3:1 SHEET 1 OF 2 REV F  |
| ANGLES                                 | ±     |                           |   |
| FINISH                                 | -     |                           |   |
| MATERIAL                               | △     |                           |   |
|  |       | WEIGHT                    |   |
|  |       | Customer Drawing          |   |

| REVISIONS |     |             |      |      |
|-----------|-----|-------------|------|------|
| P         | LTN | DESCRIPTION | DATE | APVD |
| -         | -   | SEE SHEET 1 | -    | -    |
|           |     |             |      |      |
|           |     |             |      |      |

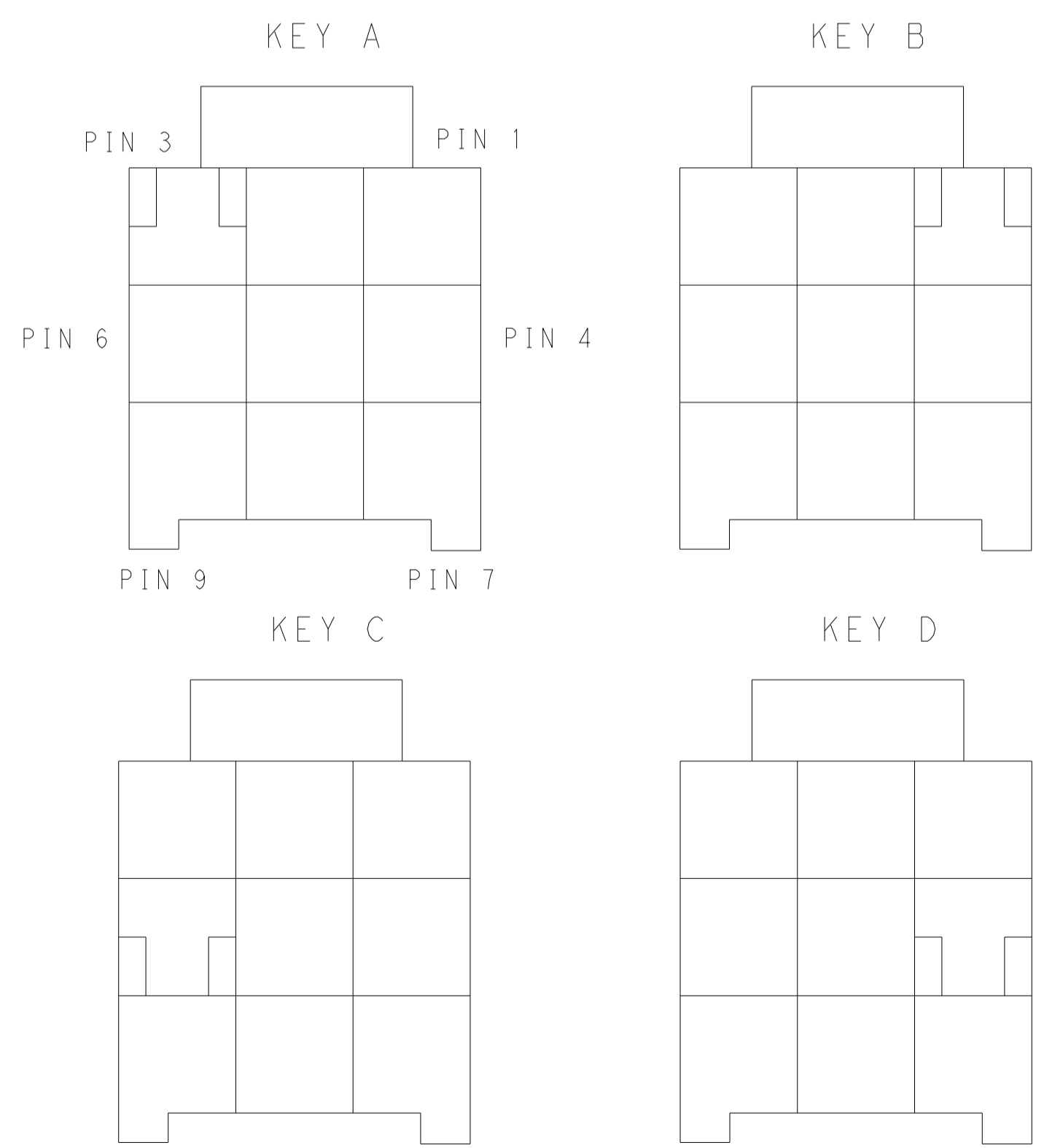


3\*3 POSITIONS

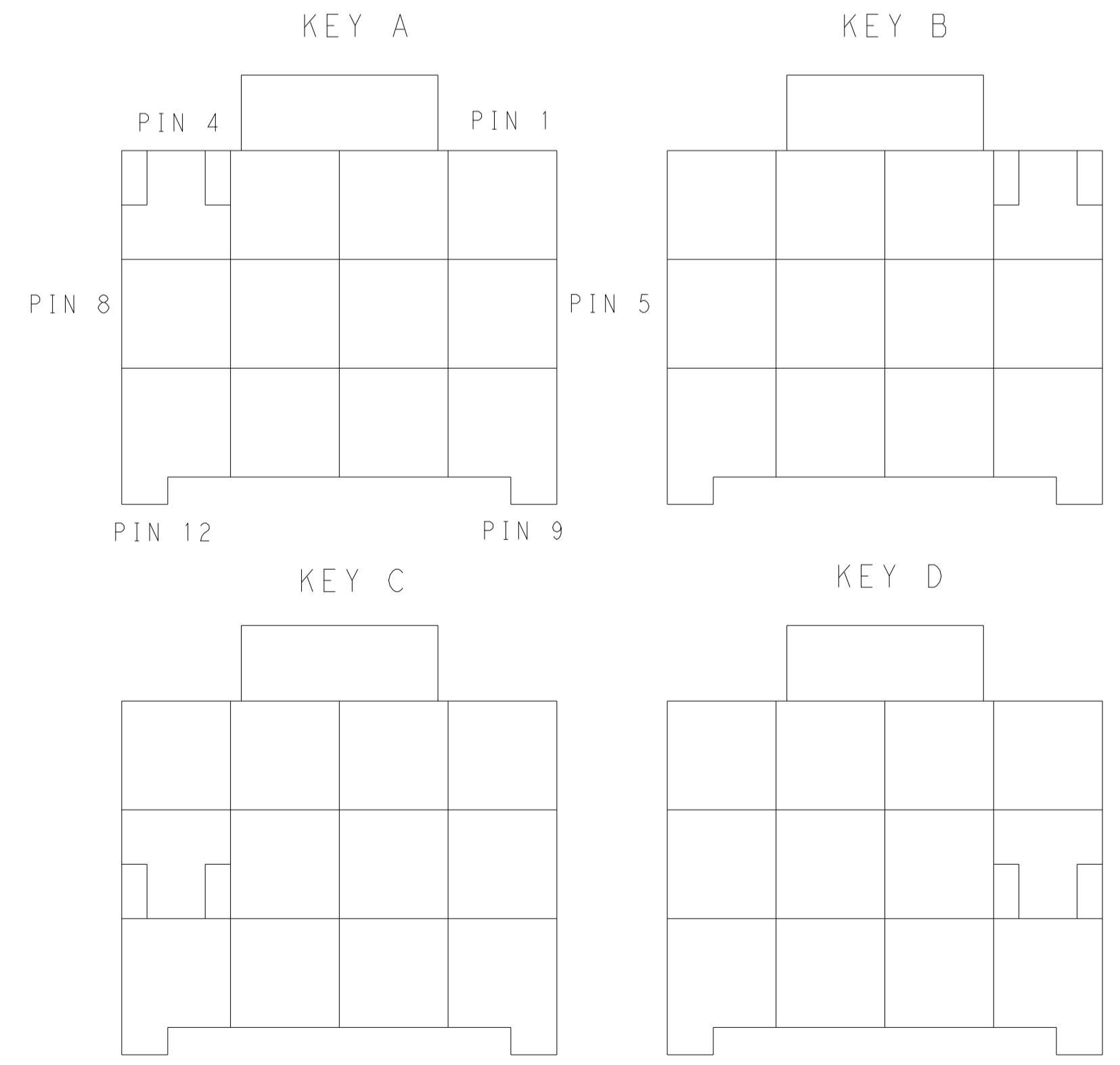
3\*4 POSITIONS

3\*5 POSITIONS

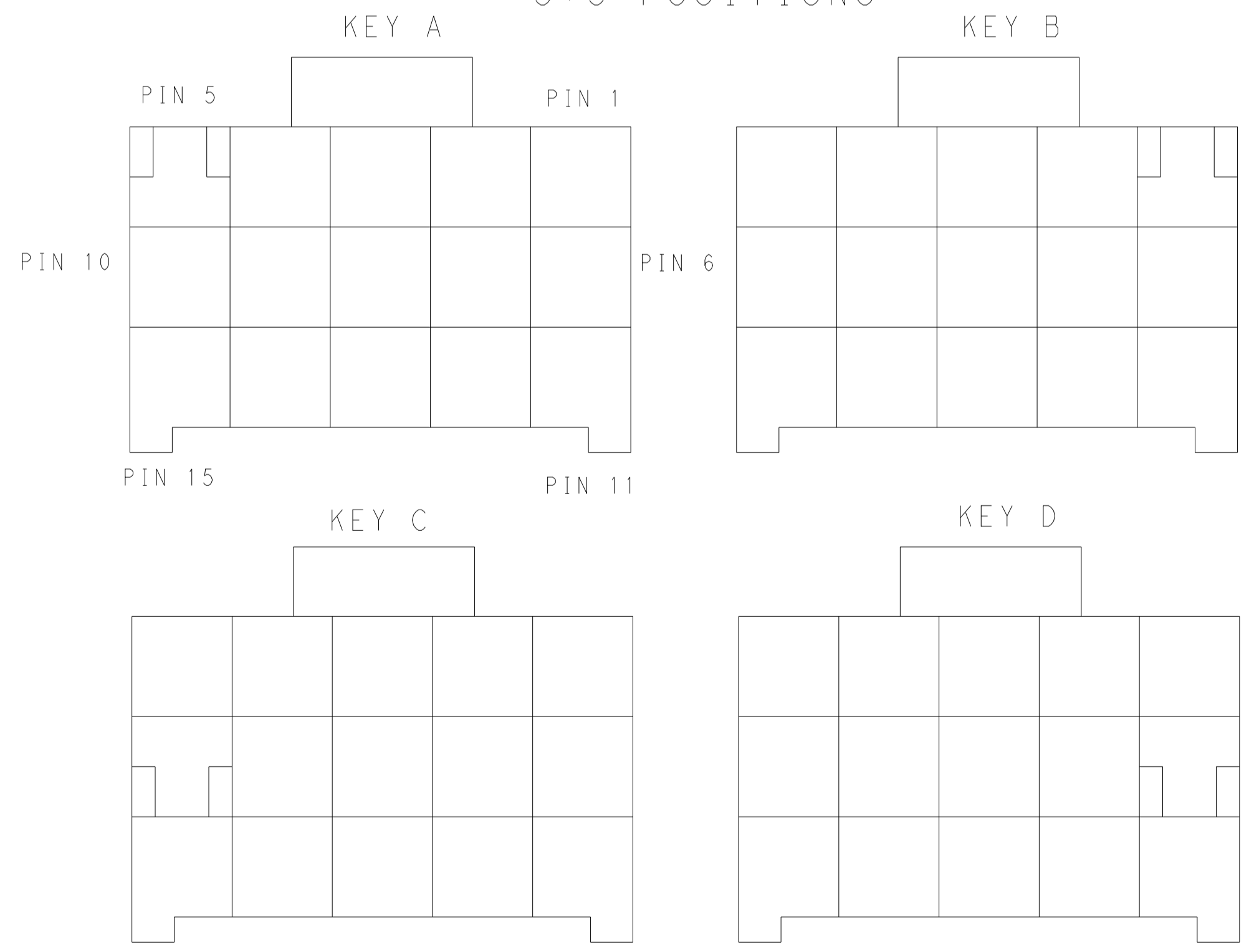
|      |          |       |             |
|------|----------|-------|-------------|
| 3*5  | LEVEL 1  | KEY A | 1-1971876-7 |
|      |          | KEY B | 2-1971876-7 |
|      |          | KEY C | 3-1971876-7 |
|      |          | KEY D | 4-1971876-7 |
| 3*5  | LEVEL 2  | KEY A | 5-1971876-7 |
|      |          | KEY B | 6-1971876-7 |
|      |          | KEY C | 7-1971876-7 |
|      |          | KEY D | 8-1971876-7 |
| 3*4  | LEVEL 1  | KEY A | 1-1971876-4 |
|      |          | KEY B | 2-1971876-4 |
|      |          | KEY C | 3-1971876-4 |
|      |          | KEY D | 4-1971876-4 |
| 3*4  | LEVEL 2  | KEY A | 5-1971876-4 |
|      |          | KEY B | 6-1971876-4 |
|      |          | KEY C | 7-1971876-4 |
|      |          | KEY D | 8-1971876-4 |
| 3*3  | LEVEL 1  | KEY A | 1-1971876-3 |
|      |          | KEY B | 2-1971876-3 |
|      |          | KEY C | 3-1971876-3 |
|      |          | KEY D | 4-1971876-3 |
| 3*3  | LEVEL 2  | KEY A | 5-1971876-3 |
|      |          | KEY B | 6-1971876-3 |
|      |          | KEY C | 7-1971876-3 |
|      |          | KEY D | 8-1971876-3 |
| POS. | MATERIAL | KEY   | P/N         |



KEYING FOR 3\*3 POS.



KEYING FOR 3\*4 POS.



KEYING FOR 3\*5 POS.

THIS DRAWING IS A CONTROLLED DOCUMENT.

|                  |  |                        |  |                           |
|------------------|--|------------------------|--|---------------------------|
| DIMENSIONS:      | TOLERANCES UNLESS OTHERWISE SPECIFIED:   | OWN TOMMY WU 09JUL2012 | CHK HAPYE WU 09JUL2012                     | APVD YUHONG MAO 09JUL2012 |
| mm               | 0 PLC ±0.35<br>1 PLC ±0.25<br>2 PLC ±0.25<br>3 PLC ±0.25<br>4 PLC ±0.25<br>ANGLES ±0.5 | NAME                   | PLUG HOUSING, TRIPLE ROW POWER TRIPLE LOCK |                           |
| MATERIAL         | FINISH   | SIZE                   | CAGE CODE                                  | DRAWING NO                |
| -                | -  | A1                     | 108-106118                                 | 114-106118                |
| Customer Drawing |  | WEIGHT                 | SCALE                                      | SHEET 2 OF 2              |
|                  |  |                        |  | REV F                     |

TE Connectivity