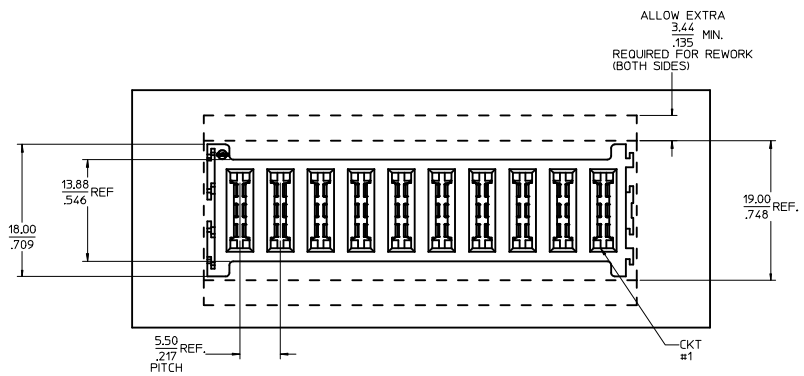
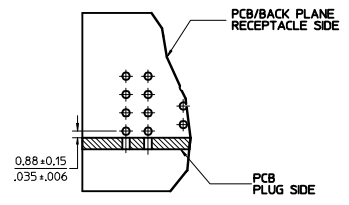
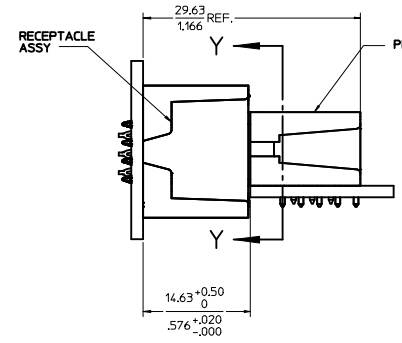


P/N: 46562-9010 SHOWN

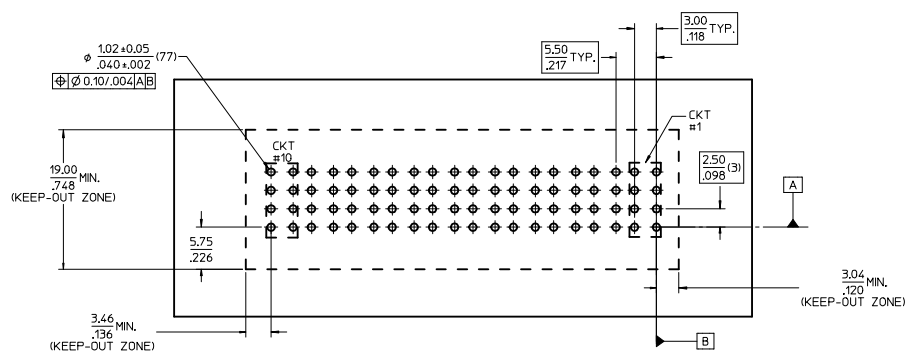
PCB TAIL: COMPLIANT PIN		
# CKT	PART NUMBER	DIM 'A'
10	46562-9010	58.00/2.283
9	46562-9009	52.50/2.067
8	46562-9008	47.00/1.850
7	46562-9007	41.50/1.634
6	46562-9006	36.00/1.417
5	46562-9005	30.50/1.201
4	46562-9004	25.00/0.984
3	46562-9003	19.50/0.768
2	46562-9002	14.00/0.551
1	46562-9001	8.50/0.335



10-CKT MODULE SHOWN



PARTIAL SECTION X-X SCALE 3:1

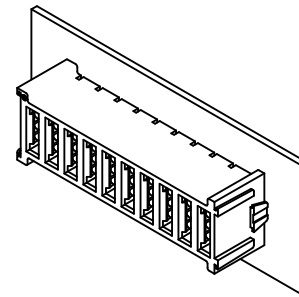
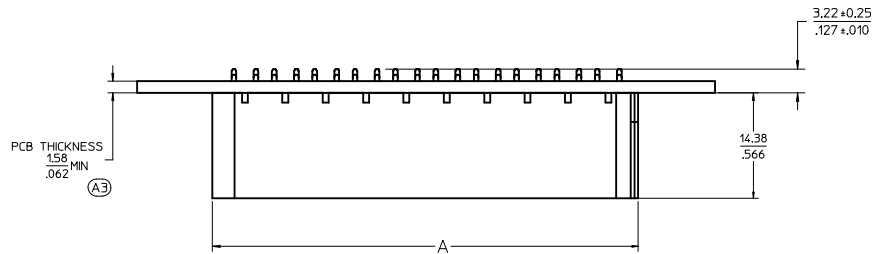


RECOMMENDED PCB LAYOUT AND KEEP-OUT ZONE

NOTES:

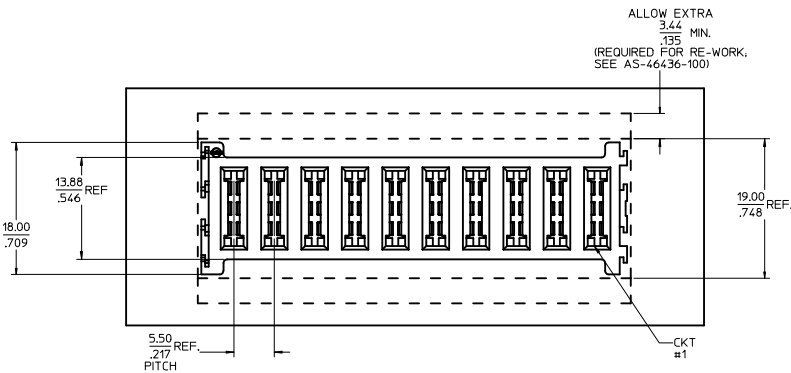
- MATERIAL:
  - HOUSINGS: LCP, UL-94, V-0, COLOR: BLACK.
  - TERMINALS: COPPER ALLOY.
  - PLATING: 0.000127/0.000050 NICKEL OVERALL WITH 0.00254/0.00100 SELECTIVE TIN ON SOLDER TAILS, AND 0.000762/0.000030 SELECTIVE GOLD ON CONTACT AREA.
- PACKAGING ASSEMBLIES TO BE TRAY PACKED PER PACKAGING SPEC: PK-46562-XXX.
- PRODUCT SPEC: PS-46436-100.
- APPLICATION SPEC: AS-46436-100.
- ASSEMBLY MATES WITH PLUG SERIES 46437-, PLEASE CONTACT MOLEX FOR DETAILS.

DATE: 2014/07/13 DRAWN BY: MR. RAMAKRISHNA CHECKED BY: MR. RAMAKRISHNA APPR: KPRASAD CHYD:	QUALITY SYMBOLS	GENERAL TOLERANCES (UNLESS SPECIFIED) mm INCH 4 PLACES ± .010 ± .010 3 PLACES ± .010 ± .010 2 PLACES ± 0.25 ± .010 1 PLACE ± 0.25 ± .010 ANGULAR ± 1/2°	DIMENSION STYLE MM/IN	SCALE 2:1	DESIGN UNITS METRIC	THIRD ANGLE PROJECTION
	DRAWN BY: BKOSTIC CHECKED BY: BKOSTIC APPROVED BY: APATEL DATE: 2007/07/14 DATE: 2007/07/14 DATE: 2008/06/30	MATERIAL NO. SEE CHART	TITLE VERTICAL RECEPT. MODULES TEN50, 5.5 MM PITCH 1-10CKT	MOLEX INCORPORATED	DOCUMENT NO. SD-46562-900	SHEET NO. 1 OF 1

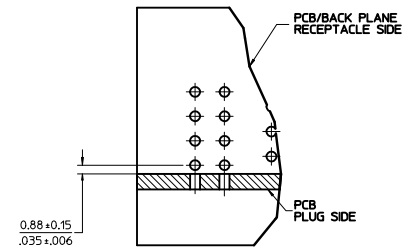
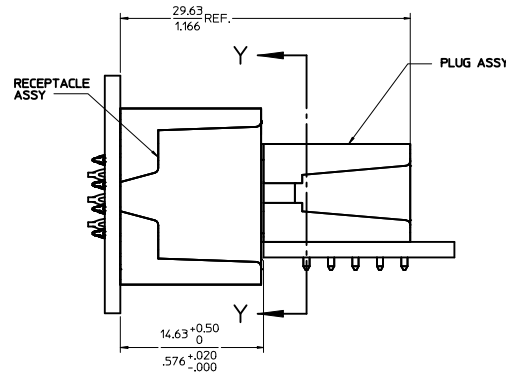


P/N: 46562-9010 SHOWN

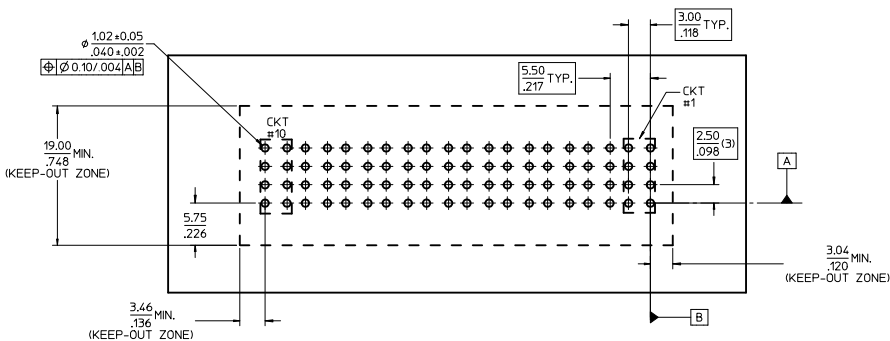
PCB TAIL: COMPLIANT PIN 5.5MM PITCH		
# CKT	PART NUMBER	DIM "A"
10	46562-9010	58.00/2.283
9	46562-9009	52.50/2.067
8	46562-9008	47.00/1.850
7	46562-9007	41.50/1.634
6	46562-9006	36.00/1.417
5	46562-9005	30.50/1.201
4	46562-9004	25.00/.984
3	46562-9003	19.50/.768
2	46562-9002	14.00/.551
1	46562-9001	8.50/.335



10-CKT MODULE SHOWN



PARTIAL SECTION Y-Y  
SCALE 4:1

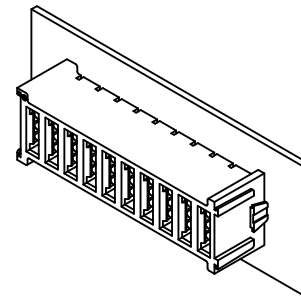
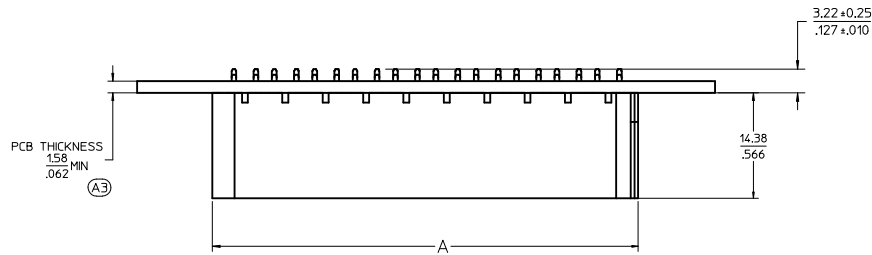


RECOMMENDED PCB LAYOUT AND KEEP-OUT ZONE

NOTES:

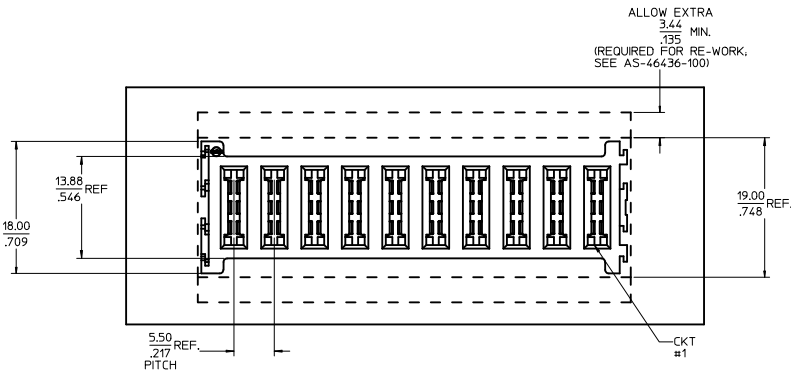
- MATERIAL:
  - HOUSINGS: LCP, UL-94, V-0, COLOR: BLACK.
  - TERMINALS: COPPER ALLOY.
  - PLATING: 0.000127/.000050 NICKEL OVERALL WITH 0.00254/.000100 SELECTIVE TIN ON PRESS-FIT TAILS. AND 0.000762/.000030 SELECTIVE GOLD ON CONTACT AREA.
- PACKAGING ASSEMBLIES TO BE TRAY PACKED PER PACKAGING SPEC: PK-46562-XXX.
- PRODUCT SPEC: PS-46436-100.
- APPLICATION SPEC: AS-46436-100.
- ASSEMBLY MATES WITH PLUG SERIES 46437-. PLEASE CONTACT MOLEX FOR DETAILS.

ADDED DIM IEC NO. UCF2011-0846 DRAWN: BKSTIC CHKD: 2000/09/30 APPR: APATEL REV: 2000/09/30	QUALITY SYMBOLS	GENERAL TOLERANCES (UNLESS SPECIFIED)		DIMENSION STYLE		SCALE	DESIGN UNITS	THIRD ANGLE PROJECTION
		mm	INCH	MM/IN		2:1	METRIC	☉
		4 PLACES	± .010	DATE	DRAWN BY BKSTIC 2007/07/14			
		3 PLACES	± .025	DATE	CHECKED BY BKSTIC 2007/07/14			
		2 PLACES	± .050	DATE	APPROVED BY APATEL 2008/06/30			
		1 PLACE	± .100	DATE	MATERIAL NO. SEE CHART			
		ANGULAR ± 1/2°		DOCUMENT NO.		MOLEX INCORPORATED		SHEET NO.
		DRAFT WHERE APPLICABLE MUST REMAIN WITHIN DIMENSIONS		SD-46562-9000		1 OF 1		

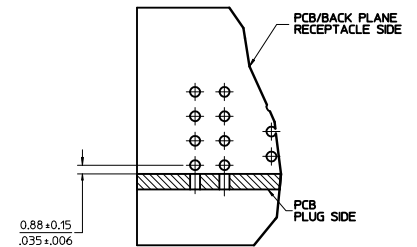
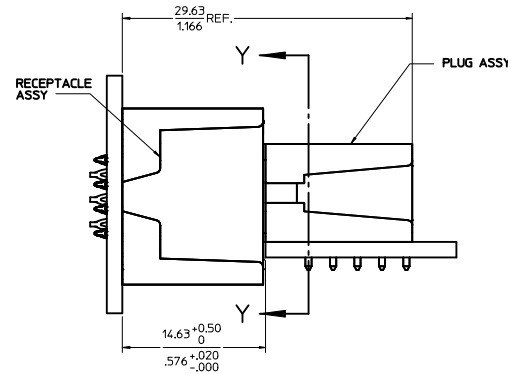


P/N: 46562-9010 SHOWN

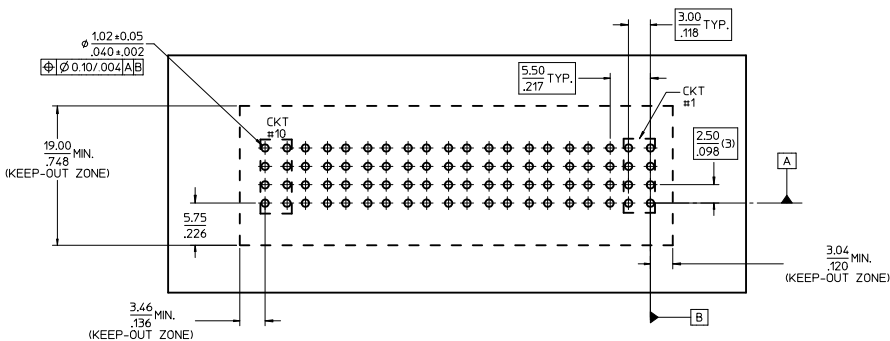
PCB TAIL: COMPLIANT PIN 5.5MM PITCH		
# CKT	PART NUMBER	DIM "A"
10	46562-9010	58.00/2.283
9	46562-9009	52.50/2.067
8	46562-9008	47.00/1.850
7	46562-9007	41.50/1.634
6	46562-9006	36.00/1.417
5	46562-9005	30.50/1.201
4	46562-9004	25.00/.984
3	46562-9003	19.50/.768
2	46562-9002	14.00/.551
1	46562-9001	8.50/.335



10-CKT MODULE SHOWN



PARTIAL SECTION Y-Y  
SCALE 4:1



RECOMMENDED PCB LAYOUT AND KEEP-OUT ZONE

NOTES:

- MATERIAL:
  - HOUSINGS: LCP, UL-94, V-0, COLOR: BLACK.
  - TERMINALS: COPPER ALLOY.
  - PLATING: 0.000127/.000050 NICKEL OVERALL WITH 0.00254/.000100 SELECTIVE TIN ON PRESS-FIT TAILS. AND 0.000762/.000030 SELECTIVE GOLD ON CONTACT AREA.
- PACKAGING ASSEMBLIES TO BE TRAY PACKED PER PACKAGING SPEC: PK-46562-XXX.
- PRODUCT SPEC: PS-46436-100.
- APPLICATION SPEC: AS-46436-100.
- ASSEMBLY MATES WITH PLUG SERIES 46437-. PLEASE CONTACT MOLEX FOR DETAILS.

ADDED DIM IEC NO. UCP2011-0846 DRAWN: BKSTIC 2010/09/13 CHKD: 2010/09/30 APPR: APATEL 2010/09/30 REV DESCRIPTION	QUALITY SYMBOLS	GENERAL TOLERANCES (UNLESS SPECIFIED)	DIMENSION STYLE MM/IN	SCALE 2:1	DESIGN UNITS METRIC	THIRD ANGLE PROJECTION
	4 PLACES ± --- ± INCH	BKSTIC 2007/07/14	DRAWN BY DATE	TITLE VERTICAL RECEPT. MODULES 5.5 MM PITCH TEN60 POWER FAMILY		
3 PLACES ± --- ± .010	BKSTIC 2007/07/14	CHECKED BY DATE	MATERIAL NO. SD-46562-9000			
2 PLACES ± 0.25 ± .010	APATEL 2008/06/30	APPROVED BY DATE	DOCUMENT NO. SD-46562-9000			
1 PLACE ± 0.25 ± ---	ANGULAR ± 1/2°		SHEET NO. 1 OF 1			
DRAFT WHERE APPLICABLE MUST REMAIN WITHIN DIMENSIONS		SEE CHART		THIS DRAWING CONTAINS INFORMATION THAT IS PROPRIETARY TO MOLEX INCORPORATED AND SHOULD NOT BE USED WITHOUT WRITTEN PERMISSION		