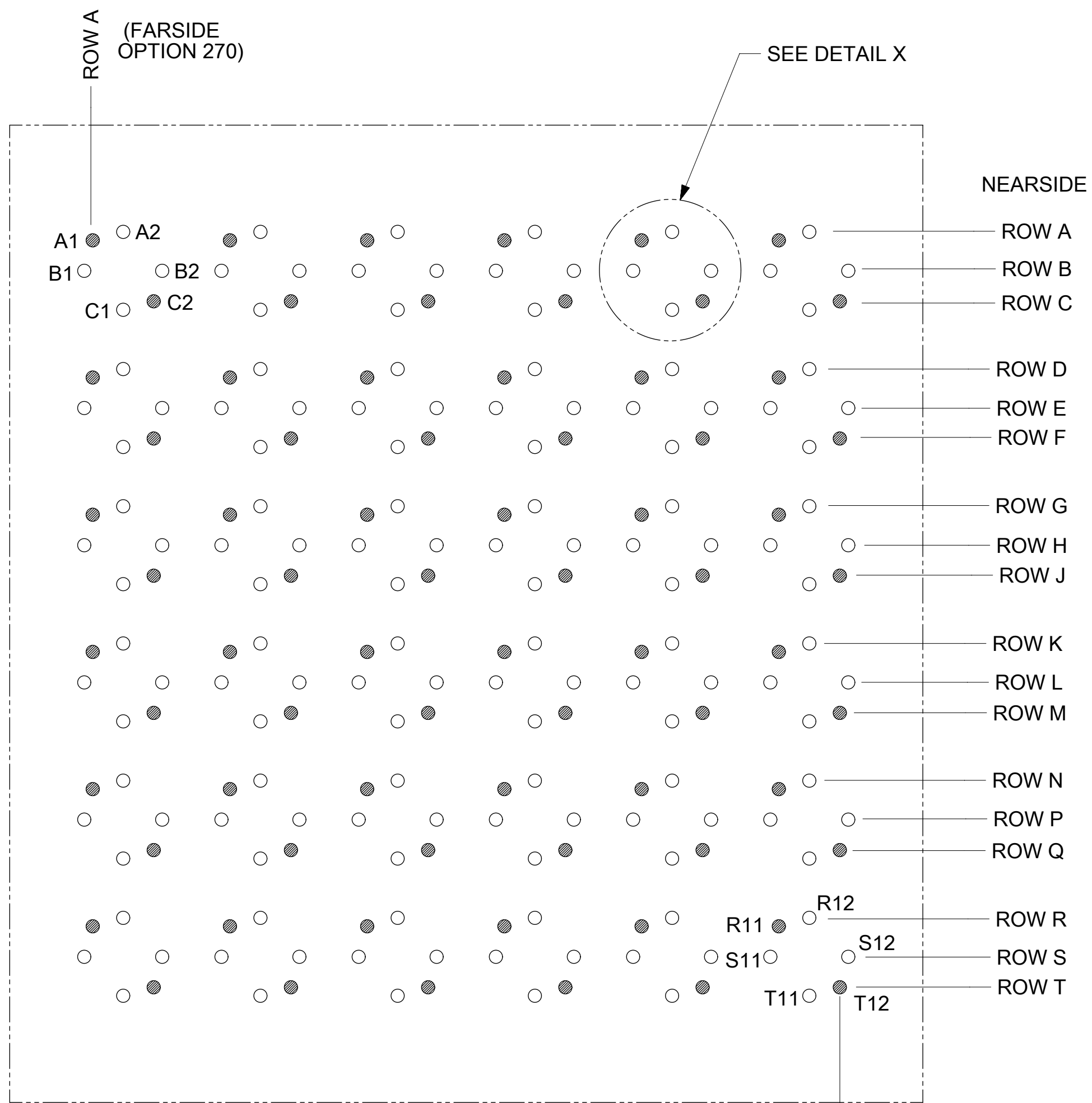
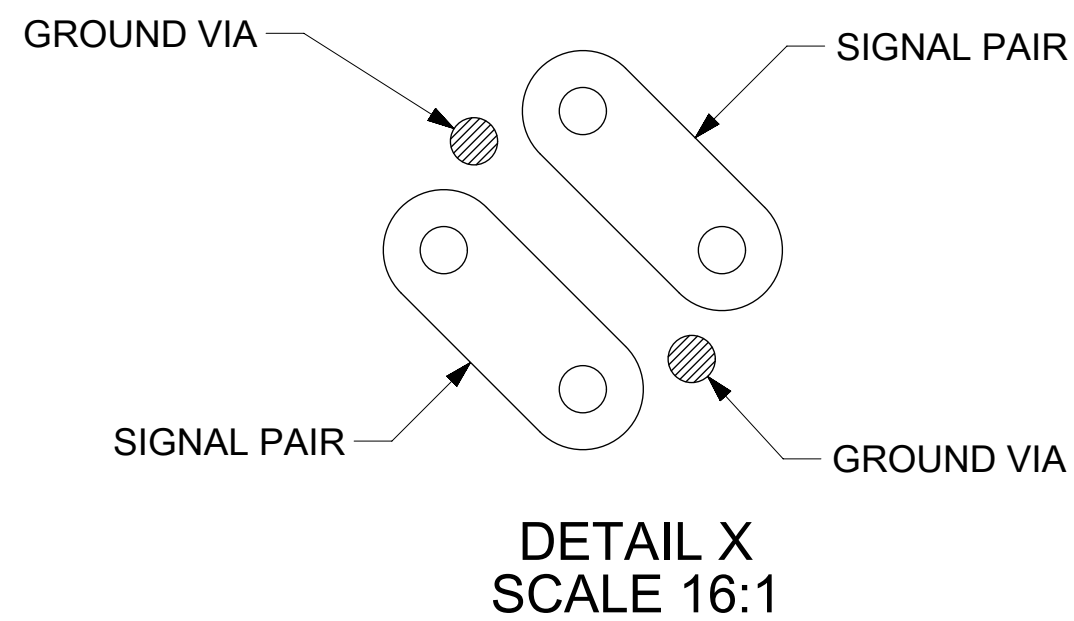


- NOTES:**
- MATERIALS: HOUSING - LIQUID CRYSTAL POLYMER (LCP) GLASS-FILLED, UL94V-0
TERMINALS - HIGH PERFORMANCE COPPER ALLOY
 - FINISH: 30 μINCH MIN GOLD IN CONTACT AREA, SELECTIVE MATTE TIN ON PCB TAILS, NICKEL OVERALL.
 - REFER TO MOLEX PRODUCT SPECIFICATION PS-76060-999 FOR PERFORMANCE SPECIFICATIONS AND ADDITIONAL PCB INFORMATION.
 - THIS PART CONFORMS TO CLASS B REQUIREMENTS OF COSMETIC SPEC PS-45499-002.
 - PRODUCT IS PACKAGED PER PK-70873-7708.
 - SEE SHEETS 2 THRU 4 FOR PART NUMBERS AND ORTHOGONAL PIN MAPPING.
 - MINIMUM CIRCUIT BOARD THICKNESS: 3.0mm
 - REFER TO MOLEX ROUTING GUIDE AS-76850-990 FOR ADDITIONAL PCB LAYOUT AND ROUTING RECOMMENDATIONS.

THIS DRAWING CONTAINS INFORMATION THAT IS PROPRIETARY TO MOLEX ELECTRONIC TECHNOLOGIES, LLC AND SHOULD NOT BE USED WITHOUT WRITTEN PERMISSION									
DIMENSION UNITS		SCALE		CURRENT REV DESC: MIGRATED TO NX					
MM		4:1		molex IMPACT 6-PAIR 85-OHM ORTHOGONAL MIDPLANE UNGUIDED SALES ASSEMBLY PRODUCT CUSTOMER DRAWING DOCUMENT NUMBER: SD-171415-1000 DOC TYPE: PSD DOC PART: 001 REVISION: A1 MATERIAL NUMBER: SEE CHART CUSTOMER: GENERAL MARKET SHEET NUMBER: 1 OF 4					
GENERAL TOLERANCES (UNLESS SPECIFIED)									
ANGULAR TOL ± 0.5°									
4 PLACES ±									
3 PLACES ±									
2 PLACES ± 0.13				EC NO: 604156		2018/09/06			
1 PLACE ± 0.25				DRWN: TMARRI		2018/09/08			
0 PLACES ±				CHK'D: TELO		2018/09/08			
DRAFT WHERE APPLICABLE MUST REMAIN WITHIN DIMENSIONS				APPR: TELO		2018/09/08			
THIRD ANGLE PROJECTION		DRAWING		SERIES		INITIAL REVISION:			
C-SIZE		171415		2012/01/09		DRWN: DROSCA		2012/09/24	
				APPR: JLAURX					



MIDPLANE PCB LAYOUT
SCALE 8:1



MATERIAL NUMBER	# OF COLUMNS	# OF DIFF PAIR	DIM A	DIM B	DIM C
171415-112*	10	60	23.90	18.10	18.50
171415-122*	12	72	27.95	22.15	22.55

171415-****

MODULE & TAIL PLATING TYPE
1 = UNGUIDED, MATTE TIN

OF COLUMNS
1 = 10 COLUMNS
2 = 12 COLUMNS

PIN LENGTH (P)
7 = 4.90 (0.39 PTH, MICRO COMPLIANT)
8 = 5.50 (0.39 PTH, MICRO COMPLIANT)

ENDWALL OPTIONS
0 = OPEN ENDS
2 = DUAL ENDWALL

THIS DRAWING CONTAINS INFORMATION THAT IS PROPRIETARY TO MOLEX ELECTRONIC TECHNOLOGIES, LLC AND SHOULD NOT BE USED WITHOUT WRITTEN PERMISSION									
DIMENSION UNITS	SCALE	CURRENT REV DESC: MIGRATED TO NX							
MM	4:1								
GENERAL TOLERANCES (UNLESS SPECIFIED)		EC NO: 604156			IMPACT 6-PAIR 85-OHM ORTHOGONAL MIDPLANE UNGUIDED SALES ASSEMBLY				
ANGULAR TOL	± 0.5°	DRWN: TMARRI 2018/09/06							
4 PLACES	±	CHK'D: TELO 2018/09/08			PRODUCT CUSTOMER DRAWING				
3 PLACES	±	APPR: TELO 2018/09/08							
2 PLACES	± 0.13	INITIAL REVISION:			DOCUMENT NUMBER SD-171415-1000				
1 PLACE	± 0.25	DRWN: DROSCA 2012/01/09							
0 PLACES	±	APPR: JLAURX 2012/09/24			DOC TYPE DOC PART REVISION PSD 001 A1				
DRAFT WHERE APPLICABLE MUST REMAIN WITHIN DIMENSIONS		THIRD ANGLE PROJECTION	DRAWING	SERIES					
			C-SIZE	171415	SEE CHART		GENERAL MARKET		2 OF 4

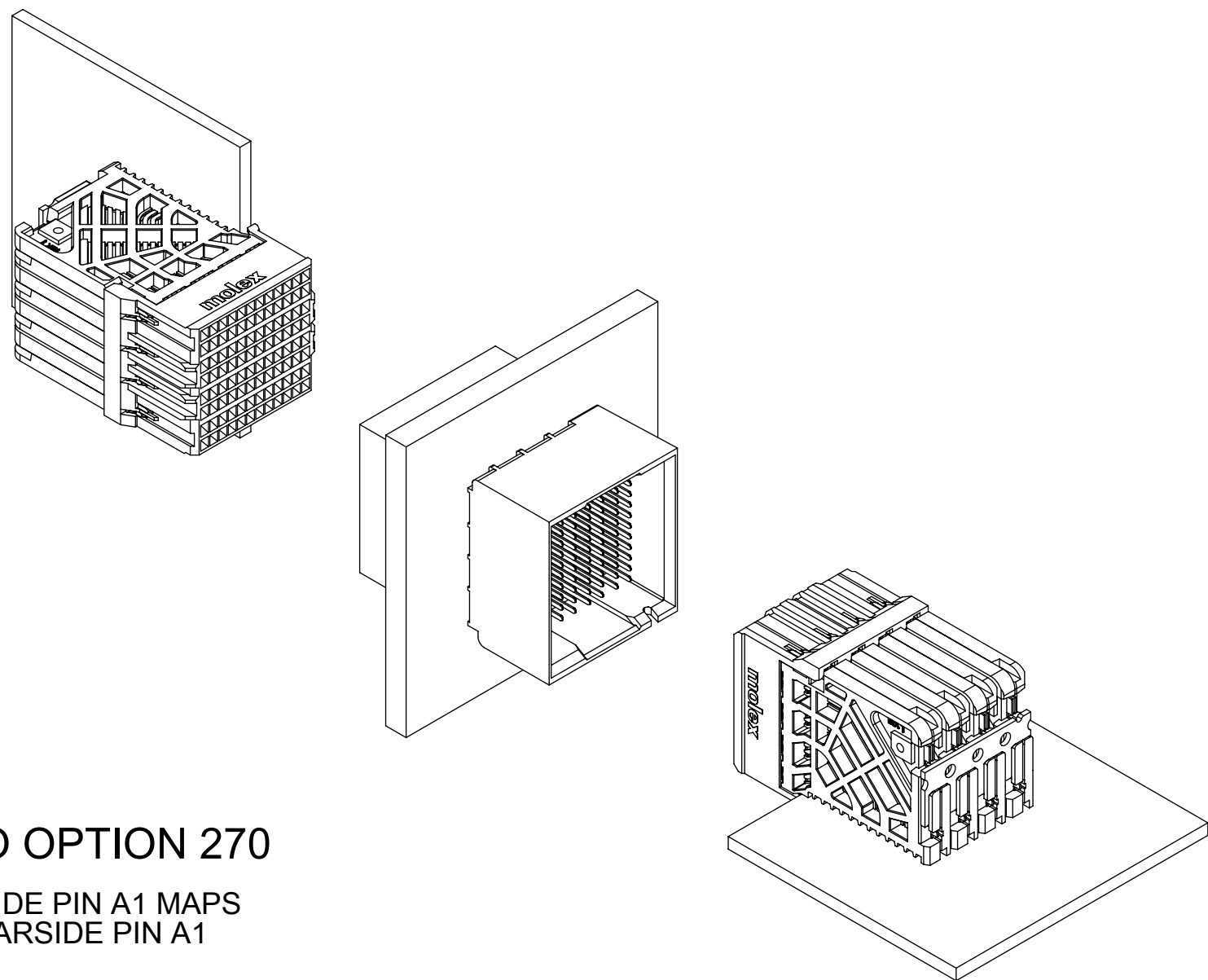
DOCUMENT STATUS	P1	RELEASE DATE	2018/09/08 18:25:51
-----------------	----	--------------	---------------------

ORTHO PIN MAPPING

OPTION 270 (NEARSIDE - FARSIDE)

A1-A1	A2-B1	A3-D1	A4-E1	A5-G1	A6-H1	A7-K1	A8-L1	A9-N1	A10-P1	A11-R1	A12-S1
B1-A2	B2-C1	B3-D2	B4-F1	B5-G2	B6-J1	B7-K2	B8-M1	B9-N2	B10-Q1	B11-R2	B12-T1
C1-B2	C2-C2	C3-E2	C4-F2	C5-H2	C6-J2	C7-L2	C8-M2	C9-P2	C10-Q2	C11-S2	C12-T2
D1-A3	D2-B3	D3-D3	D4-E3	D5-G3	D6-H3	D7-K3	D8-L3	D9-N3	D10-P3	D11-R3	D12-S3
E1-A4	E2-C3	E3-D4	E4-F3	E5-G4	E6-J3	E7-K4	E8-M3	E9-N4	E10-Q3	E11-R4	E12-T3
F1-B4	F2-C4	F3-E4	F4-F4	F5-H4	F6-J4	F7-L4	F8-M4	F9-P4	F10-Q4	F11-S4	F12-T4
G1-A5	G2-B5	G3-D5	G4-E5	G5-G5	G6-H5	G7-K5	G8-L5	G9-N5	G10-P5	G11-R5	G12-S5
H1-A6	H2-C5	H3-D6	H4-F5	H5-G6	H6-J5	H7-K6	H8-M5	H9-N6	H10-Q5	H11-R6	H12-T5
J1-B6	J2-C6	J3-E6	J4-F6	J5-H6	J6-J6	J7-L6	J8-M6	J9-P6	J10-Q6	J11-S6	J12-T6
K1-A7	K2-B7	K3-D7	K4-E7	K5-G7	K6-H7	K7-K7	K8-L7	K9-N7	K10-P7	K11-R7	K12-S7
L1-A8	L2-C7	L3-D8	L4-F7	L5-G8	L6-J7	L7-K8	L8-M7	L9-N8	L10-Q7	L11-R8	L12-T7
M1-B8	M2-C8	M3-E8	M4-F8	M5-H8	M6-J8	M7-L8	M8-M8	M9-P8	M10-Q8	M11-S8	M12-T8
N1-A9	N2-B9	N3-D9	N4-E9	N5-G9	N6-H9	N7-K9	N8-L9	N9-N9	N10-P9	N11-R9	N12-S9
P1-A10	P2-C9	P3-D10	P4-F9	P5-G10	P6-J9	P7-K10	P8-M9	P9-N10	P10-Q9	P11-R10	P12-T9
Q1-B10	Q2-C10	Q3-E10	Q4-F10	Q5-H10	Q6-J10	Q7-L10	Q8-M10	Q9-P10	Q10-Q10	Q11-S10	Q12-T10
R1-A11	R2-B11	R3-D11	R4-E11	R5-G11	R6-H11	R7-K11	R8-L11	R9-N11	R10-P11	R11-R11	R12-S11
S1-A12	S2-C11	S3-D12	S4-F11	S5-G12	S6-J11	S7-K12	S8-M11	S9-N12	S10-Q11	S11-R12	S12-T11
T1-B12	T2-C12	T3-E12	T4-F12	T5-H12	T6-J12	T7-L12	T8-M12	T9-P12	T10-Q12	T11-S12	T12-T12

NOTE: PINOUTS SHOWN IN BALLOONS ARE GROUNDS.
PINOUTS SHOWN ARE FOR SQUARE (12 COLUMN) PATTERN ONLY.



ORTHO OPTION 270
NEARSIDE PIN A1 MAPS
TO FARSIDE PIN A1

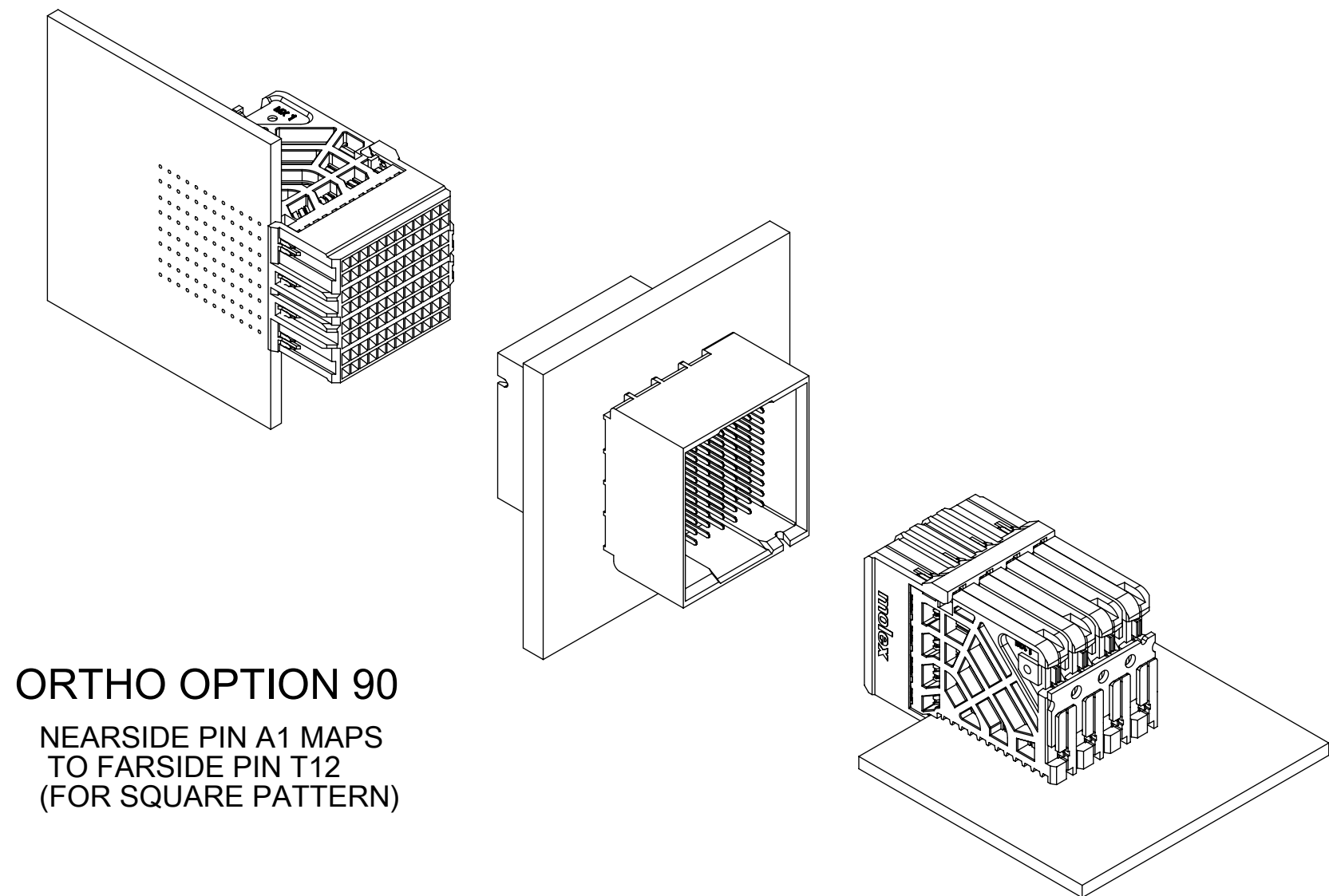
THIS DRAWING CONTAINS INFORMATION THAT IS PROPRIETARY TO MOLEX ELECTRONIC TECHNOLOGIES, LLC AND SHOULD NOT BE USED WITHOUT WRITTEN PERMISSION											
DIMENSION UNITS		SCALE		CURRENT REV DESC: MIGRATED TO NX							
MM		8:1		molex IMPACT 6-PAIR 85-OHM ORTHOGONAL MIDPLANE UNGUIDED SALES ASSEMBLY PRODUCT CUSTOMER DRAWING DOCUMENT NUMBER: SD-171415-1000 DOC TYPE: PSD DOC PART: 001 REVISION: A1 MATERIAL NUMBER: SEE CHART CUSTOMER: GENERAL MARKET SHEET NUMBER: 3 OF 4							
GENERAL TOLERANCES (UNLESS SPECIFIED)											
ANGULAR TOL ± 0.5°											
4 PLACES ±											
3 PLACES ±											
2 PLACES ± 0.13											
1 PLACE ± 0.25											
0 PLACES ±				INITIAL REVISION:				2012/01/09			
DRAFT WHERE APPLICABLE MUST REMAIN WITHIN DIMENSIONS				THIRD ANGLE PROJECTION		DRAWING		SERIES		2012/09/24	
C-SIZE		171415									

ORTHO PIN MAPPING

OPTION 90 (NEAR SIDE - FAR SIDE)

A1-T12	A2-S12	A3-Q12	A4-P12	A5-M12	A6-L12	A7-J12	A8-H12	A9-F12	A10-E12	A11-C12	A12-B12
B1-T11	B2-R12	B3-Q11	B4-N12	B5-M11	B6-K12	B7-J11	B8-G12	B9-F11	B10-D12	B11-C11	B12-A12
C1-S11	C2-R11	C3-P11	C4-N11	C5-L11	C6-K11	C7-H11	C8-G11	C9-E11	C10-D11	C11-B11	C12-A11
D1-T10	D2-S10	D3-Q10	D4-P10	D5-M10	D6-L10	D7-J10	D8-H10	D9-F10	D10-E10	D11-C10	D12-B10
E1-T9	E2-R10	E3-Q9	E4-N10	E5-M9	E6-K10	E7-J9	E8-G10	E9-F9	E10-D10	E11-C9	E12-A10
F1-S9	F2-R9	F3-P9	F4-N9	F5-L9	F6-K9	F7-H9	F8-G9	F9-E9	F10-D9	F11-B9	F12-A9
G1-T8	G2-S8	G3-Q8	G4-P8	G5-M8	G6-L8	G7-J8	G8-H8	G9-F8	G10-E8	G11-C8	G12-B8
H1-T7	H2-R8	H3-Q7	H4-N8	H5-M7	H6-K8	H7-J7	H8-G8	H9-F7	H10-D8	H11-C7	H12-A8
J1-S7	J2-R7	J3-P7	J4-N7	J5-L7	J6-K7	J7-H7	J8-G7	J9-E7	J10-D7	J11-B7	J12-A7
K1-T6	K2-S6	K3-Q6	K4-P6	K5-M6	K6-L6	K7-J6	K8-H6	K9-F6	K10-E6	K11-C6	K12-B6
L1-T5	L2-R6	L3-Q5	L4-N6	L5-M5	L6-K6	L7-J5	L8-G6	L9-F5	L10-D6	L11-C5	L12-A6
M1-S5	M2-R5	M3-P5	M4-N5	M5-L5	M6-K5	M7-H5	M8-G5	M9-E5	M10-D5	M11-B5	M12-A5
N1-T4	N2-S4	N3-Q4	N4-P4	N5-M4	N6-L4	N7-J4	N8-H4	N9-F4	N10-E4	N11-C4	N12-B4
P1-T3	P2-R4	P3-Q3	P4-N4	P5-M3	P6-K4	P7-J3	P8-G4	P9-F3	P10-D4	P11-C3	P12-A4
Q1-S3	Q2-R3	Q3-P3	Q4-N3	Q5-L3	Q6-K3	Q7-H3	Q8-G3	Q9-E3	Q10-D3	Q11-B3	Q12-A3
R1-T2	R2-S2	R3-Q2	R4-P2	R5-M2	R6-L2	R7-J2	R8-H2	R9-F2	R10-E2	R11-C2	R12-B2
S1-T1	S2-R2	S3-Q1	S4-N2	S5-M1	S6-K2	S7-J1	S8-G2	S9-F1	S10-D2	S11-C1	S12-A2
T1-S1	T2-R1	T3-P1	T4-N1	T5-L1	T6-K1	T7-H1	T8-G1	T9-E1	T10-D1	T11-B1	T12-A1

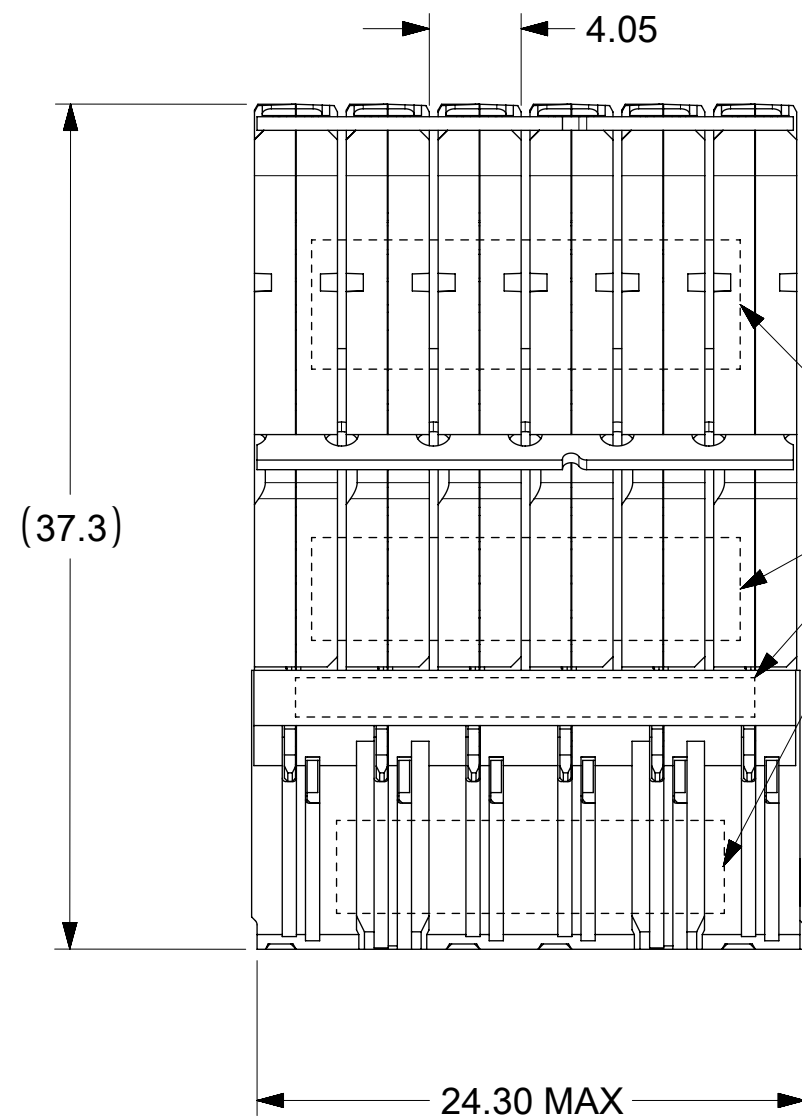
NOTE: PINOUTS SHOWN IN BALLOONS ARE GROUNDS.
PINOUTS SHOWN ARE FOR SQUARE (12 COLUMN) PATTERN ONLY.



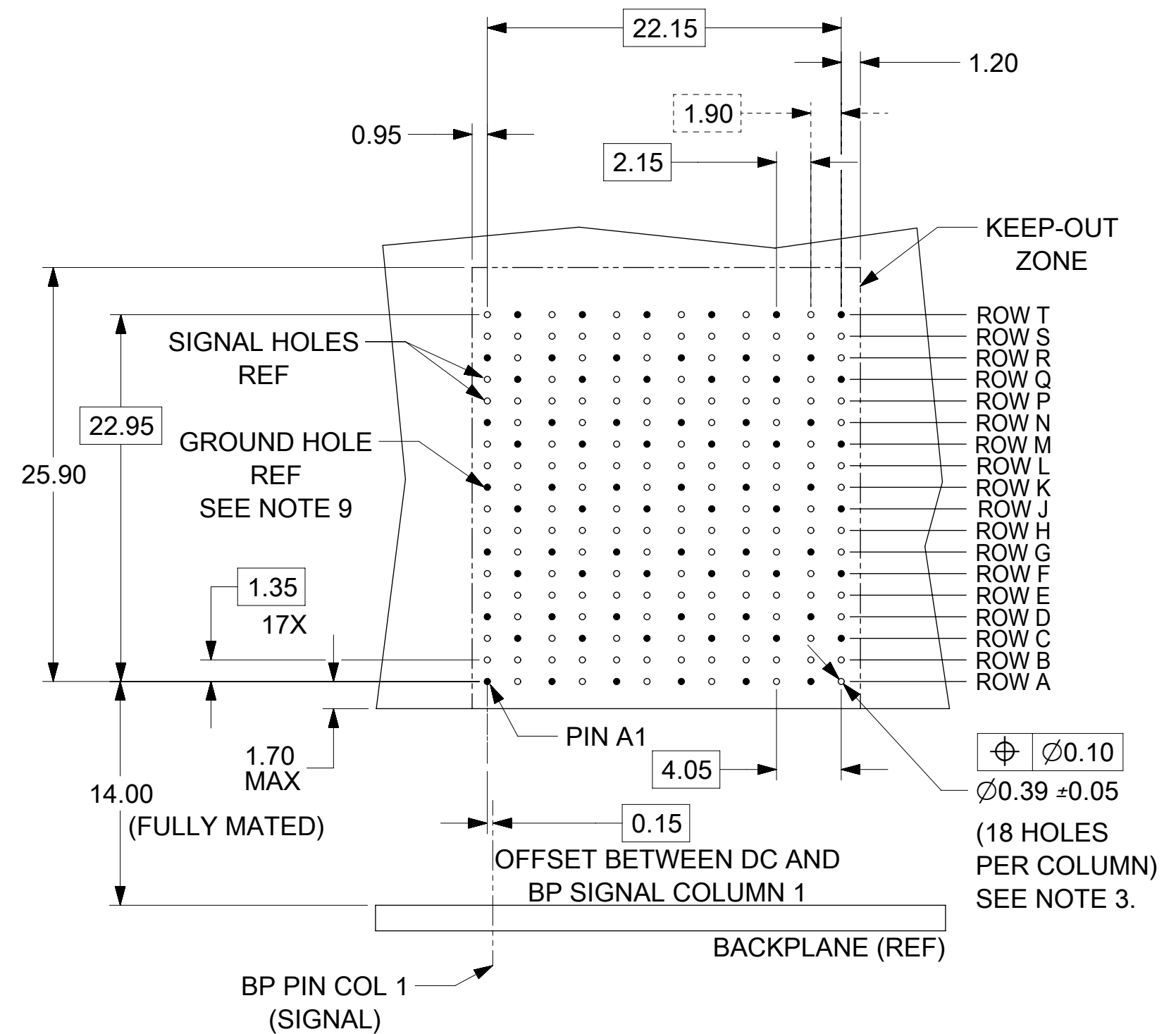
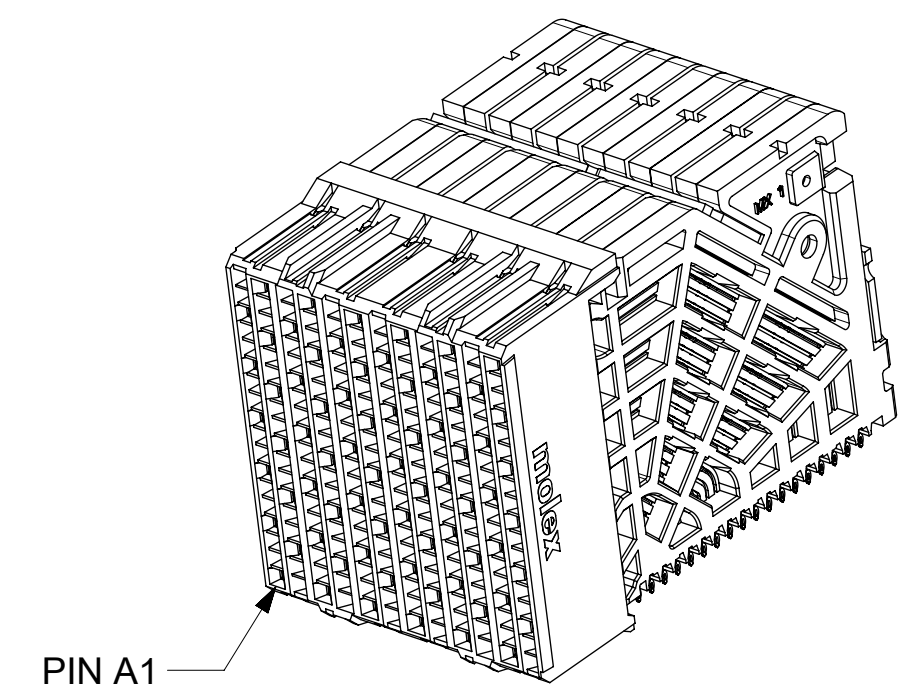
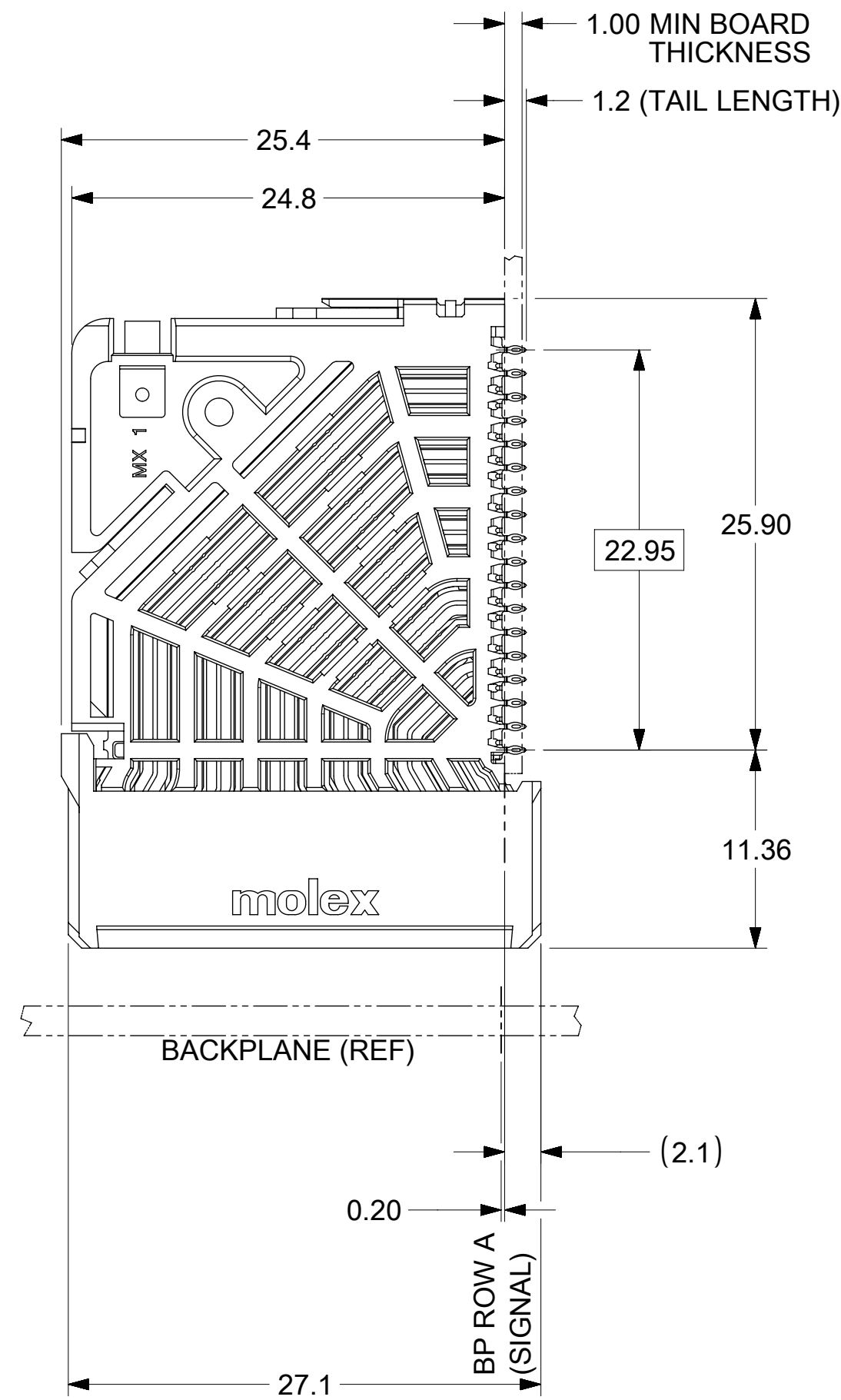
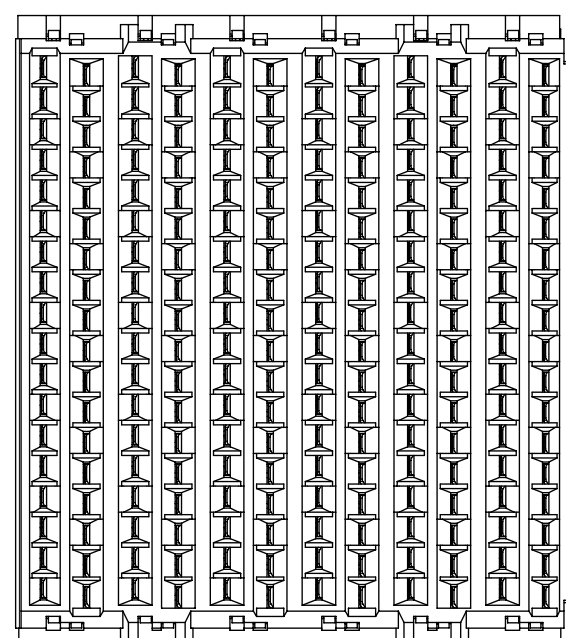
ORTHO OPTION 90
NEAR SIDE PIN A1 MAPS
TO FAR SIDE PIN T12
(FOR SQUARE PATTERN)

THIS DRAWING CONTAINS INFORMATION THAT IS PROPRIETARY TO MOLEX ELECTRONIC TECHNOLOGIES, LLC AND SHOULD NOT BE USED WITHOUT WRITTEN PERMISSION											
DIMENSION UNITS		SCALE		CURRENT REV DESC: MIGRATED TO NX							
MM		4:1		molex IMPACT 6-PAIR 85-OHM ORTHOGONAL MIDPLANE UNGUIDED SALES ASSEMBLY PRODUCT CUSTOMER DRAWING DOCUMENT NUMBER: SD-171415-1000 DOC TYPE: PSD DOC PART: 001 REVISION: A1 MATERIAL NUMBER: SEE CHART CUSTOMER: GENERAL MARKET SHEET NUMBER: 4 OF 4							
GENERAL TOLERANCES (UNLESS SPECIFIED)											
ANGULAR TOL ± 0.5°											
4 PLACES ±											
3 PLACES ±											
2 PLACES ± 0.13											
1 PLACE ± 0.25											
0 PLACES ±				INITIAL REVISION:				2012/01/09			
DRAFT WHERE APPLICABLE MUST REMAIN WITHIN DIMENSIONS				THIRD ANGLE PROJECTION				DRAWING SERIES			
				C-SIZE				171415			

MATERIAL NUMBER	# OF COLUMNS	# OF DIFF PAIR
171420-1022	12	72



SEE NOTE 11



DAUGHTERCARD HOLE PATTERN (CONNECTOR SIDE)

- NOTES:
1. MATERIALS: HOUSING - LIQUID CRYSTAL POLYMER (LCP), GLASS-FILLED, UL94V-0
TERMINALS - HIGH PERFORMANCE COPPER ALLOY
 2. FINISH: 30µIN MIN GOLD IN CONTACT AREA. SELECTIVE TIN ON PCB TAILS. NICKEL OVERALL.
 3. REFER TO MOLEX PRODUCT SPEC PS-170540-999 FOR PERFORMANCE SPECIFICATIONS AND ADDITIONAL PCB INFORMATION.
 4. EACH SIGNAL WAFER CONTAINS 2 COLUMNS OF TERMINALS.
 5. PRODUCT IS PACKAGED PER PK-70873-589.
 6. THIS PART CONFORMS TO CLASS B REQUIREMENTS OF COSMETIC SPEC PS-45499-002.
 7. REFER TO MOLEX SALES DRAWING SD-171415-1000 FOR THE MATING HEADERS.
 8. REFER TO MOLEX ROUTING GUIDE AS-76850-990 FOR ADDITIONAL PCB LAYOUT AND ROUTING RECOMMENDATIONS.
 9. GROUND PATHS ARE NOT DISCRETE CIRCUITS WITHIN CONNECTOR DUE TO PRESENCE OF PLUS CLIP.
 10. MINIMUM BOARD THICKNESS IS 1.00mm FOR COMPLIANT PIN FUNCTIONALITY.
 11. MARKING: LOCATED APPROXIMATELY AS SHOWN. PART NUMBER AND DATE CODE.

THIS DRAWING CONTAINS INFORMATION THAT IS PROPRIETARY TO MOLEX ELECTRONIC TECHNOLOGIES, LLC AND SHOULD NOT BE USED WITHOUT WRITTEN PERMISSION

DIMENSION UNITS	SCALE	CURRENT REV	DESC: MIGRATED TO NX
mm	NTS		
GENERAL TOLERANCES (UNLESS SPECIFIED)		<p>molex</p> <p>IMPACT DC 6 PAIR ORTHO 85 OHM PLUS UNGUIDED SALES DRAWING</p> <p>PRODUCT CUSTOMER DRAWING</p> <p>DOCUMENT NUMBER: SD-171420-1012 DOC TYPE: PSD DOC PART: 001 REVISION: A2</p> <p>MATERIAL NUMBER: 1714201022 CUSTOMER: GENERAL MARKET SHEET NUMBER: 1 OF 1</p>	
ANGULAR TOL	± 0.5°		
4 PLACES	±		
3 PLACES	±		
2 PLACES	± 0.13		
1 PLACE	± 0.25		
0 PLACES	±	INITIAL REVISION:	
DRAFT WHERE APPLICABLE MUST REMAIN WITHIN DIMENSIONS		THIRD ANGLE PROJECTION	DRAWING: C-SIZE
		SERIES: 171420	