



### Main

Product or Component Type	Braking resistor
---------------------------	------------------

### Complementary

Range Compatibility	Altivar&nbsp;Process ATV900 Altivar Machine ATV340
Product compatibility	Variable speed drive ATV930 wall mount 55 kW 380...480 V severe cycle Variable speed drive ATV930 wall mount 15 kW 200...240 V severe cycle Variable speed drive ATV950 wall mount 55 kW 380...480 V severe cycle Variable speed drive ATV340 45 kW 380...480 V severe cycle Variable speed drive ATV930 75 kW 500...690 V severe cycle Variable speed drive ATV930 90 kW 500...690 V severe cycle Variable speed drive ATV930 100 hp 600 V severe cycle
Braking cycle	Severe cycle heavy duty) <54 s 100 % 120 s Severe cycle heavy duty) <6 s 165 % 120 s
Average power available	25 kW 122 °F (50 °C)
Ohmic value	8 Ohm
Electrical connection	Terminal <= 2.5 mm <sup>2</sup> / AWG 12 temperature control switch M12 bar wire drive
Protection type	Thermal protection via drive or temperature control switch 120 °C
[Ue] rated operational voltage	24 V DC 250 V AC
Width	21.26 in (540 mm)
Height	40.75 in (1035 mm)
Depth	41.73 in (1060 mm)
Net Weight	192.90 lb(US) (87.5 kg)

### Environment

Ambient air temperature for operation	32...122 °F (0...50 °C)
Ambient Air Temperature for Storage	-13...158 °F (-25...70 °C)
IP Degree of Protection	IP23

### Ordering and shipping details

Category	22000 - Temporary Category for ITS Price Promotion
Discount Schedule	I
GTIN	3606480802478
Nbr. of units in pkg.	1
Package weight(Lbs)	255.74 lb(US) (116 kg)
Returnability	No
Country of origin	DE

## Packing Units

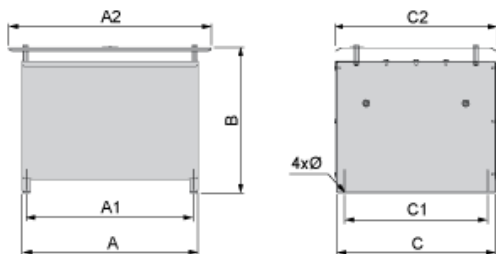
Unit Type of Package 1	PCE
Package 1 Height	53.54 in (136 cm)
Package 1 width	27.95 in (71 cm)
Package 1 Length	43.70 in (111 cm)

## Offer Sustainability

California proposition 65	WARNING: This product can expose you to chemicals including: Lead and lead compounds, which is known to the State of California to cause cancer and birth defects or other reproductive harm. For more information go to <a href="http://www.P65Warnings.ca.gov">www.P65Warnings.ca.gov</a>
REACH Regulation	<a href="#">REACH Declaration</a>
REACH free of SVHC	Yes
EU RoHS Directive	Pro-active compliance (Product out of EU RoHS legal scope) <a href="#">EU RoHS Declaration</a>
Toxic heavy metal free	Yes
Mercury free	Yes
RoHS exemption information	<a href="#">Yes</a>
China RoHS Regulation	<a href="#">China RoHS Declaration</a>

Dimensions

Right Side and Front View



Dimensions in mm

A	B	C	A1	C1	A2	C2	Ø
940	1035	485	920	380	1060	540	9 x 12

Dimensions in in.

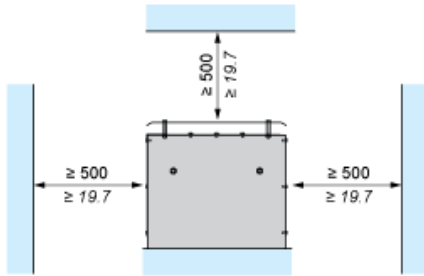
A	B	C	A1	C1	A2	C2	Ø
37.00	40.75	19.09	36.22	14.96	41.73	21.26	0.35 x 0.47

---

Clearances

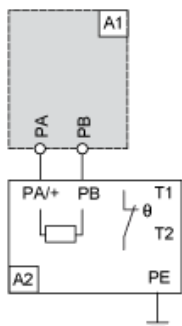
---

mm  
in.



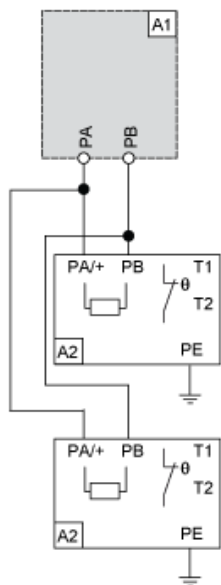
Recommended Schema

1 Braking Resistor



- A1 : Drive or external braking unit
- A2 : Braking resistor
- PA, Bus DC
- PB :
- T1, Temperature control switch
- T2 :

2 Braking Resistors



- A1 : Drive or external braking unit
- A2 : Braking resistor
- PA, Bus DC
- PB :
- T1, Temperature control switch
- T2 :