

Three-Level Spring Cage Terminal Blocks ST

The three-level spring cage terminal block ST 2,5-3L has three feed-through levels in a 5 mm wide terminal housing. It offers high wiring density, which is especially important when switchgear space is restricted.


With one bridge shaft on each level, this modular terminal block can be used as a compact potential distributor or as a sensor terminal, for example.

All six terminal points are interconnected in the variant ST 2,5-3PV. This potential distributor is identified by an imprint on the terminal housing.

The three-level terminal block range is rounded off by a ground terminal of the same shape.

The ST 2,5-PE/L/N and ST 2,5-PE/L/L variants have a PE contact to the mounting rail in the lower level and two feed-through levels.

The three-level terminal blocks can be labeled on each level. Large-surface labeling of the three levels is also possible using the three-way marker carrier STP 5-3.










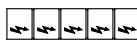
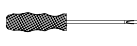
Three-Level Spring Cage Terminal Block

ST 2,5-3L



(IEC) [mm ²]	rigid solid	flexible stranded	AWG	I [A]	U [V]
Connection data	0.2-4	0.2-2.5	24-12	28	500

Technical data

Spring cage terminal block, for mounting on 	gray	terminal width 5.2	
(1) End cover	gray		
(2) Insulating stop sleeve , prevents unintentional clamping of the insulation in the case of smaller cross sections Cross section range:			white gray black
(3) Plug-in bridge , for cross-connections in the terminal center			2-pos. 3-pos. 4-pos. 5-pos. 10-pos. 20-pos.
(4) Test adapter , for 4 mm Ø test connector PS and 4 mm Ø safety test connectors, making contact in the bridge shaft			
(5) Modular test connector , for individual assembly of test connector strips, can be labeled with ZBFM 5			
(6) Double marker carrier , can be labeled with ZB 5 and ZBFM 5			
(7) Warning cover , for the operating shafts of the "mini-spring" ST spring cage terminal blocks			
(8) Screwdriver , for actuating the tension spring			
(9) Zack marker sheet , flat, 120-section, for labeling the outer marker grooves	white		

Dimensions

Width / length / end cover width	[mm]
Height (NS 35:7.5 / NS 35:15)	[mm]

Technical data in accordance with IEC/ DIN VDE

Maximum load current / cross section	[A] / [mm ²]
Rated surge voltage / contamination class	[kV] / -
Surge voltage category / insulation material group	- / -

Connection capacity

Stranded with ferrule with plastic sleeve	[mm ²]
Stranded with ferrule without plastic sleeve	[mm ²]
Stranded with TWIN ferrule with plastic sleeve	[mm ²]
Stripping length	[mm]

Internal cylindrical gauge (IEC 60 947-1)

Insulating material	
Inflammability class in acc. with UL 94	

Approval data (UL and CSA/CUL)

Nom. voltage / nom. current / conduc. sizes	UL: [V] / [A] / AWG
	CSA/CUL: [V] / [A] / AWG

Type	Order No.	Pcs. Pkt.
ST 2,5-3L	30 36 04 2	50
D-ST 2,5-3L	30 36 66 0	50
ISH 2,5/0,2	30 02 84 3	50
ISH 2,5/0,5	30 02 85 6	50
ISH 2,5/1	30 02 86 9	50
FBS 2-5	I _{max} : 20 A 30 30 16 1	50
FBS 3-5	20 A 30 30 17 4	50
FBS 4-5	20 A 30 30 18 7	50
FBS 5-5	20 A 30 30 19 0	50
FBS 10-5	20 A 30 30 21 3	10
FBS 20-5	20 A 30 30 22 6	10
PAI 4	30 30 92 5	10
PS-5	30 30 98 3	10
STP 5-3	08 10 56 2	10
WST 2,5	30 30 94 1	10
SZF 1 - 0,6 x 3,5	12 04 51 7	10
ZBFM 5 /WH:UNPRINTED	08 03 59 5	10

5.2 / 99.5 / 2.2
58 / 65.5
28 / 4
6 / 3
III / I
0.25 - 2.5
0.25 - 2.5
0,5
10
A 3
PA
V0
-
-








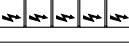

Three-Level Spring Cage Terminal Block

ST 2,5-3PV



(IEC) [mm ²]	rigid solid	flexible stranded	AWG	I [A]	U [V]
Connection data	0.2-4	0.2-2.5	24-12	28	500

Technical data

Spring cage terminal block, for mounting on 	gray	terminal width 5.2	
(1) End cover	gray		
(2) Insulating stop sleeve , prevents unintentional clamping of the insulation in the case of smaller cross sections Cross section range:			white gray black
(3) Plug-in bridge , for cross-connections in the terminal center			2-pos. 3-pos. 4-pos. 5-pos. 10-pos. 20-pos.
(4) Test adapter , for 4 mm Ø test connector PS and 4 mm Ø safety test connectors, making contact in the bridge shaft			
(5) Modular test connector , for individual assembly of test connector strips, can be labeled with ZBFM 5			
(6) Double marker carrier , can be labeled with ZB 5 and ZBFM 5			
(7) Warning cover , for the operating shafts of the "mini-spring" ST spring cage terminal blocks			
(8) Screwdriver , for actuating the tension spring			
(9) Zack marker sheet , flat, 120-section, for labeling the outer marker grooves	white		

Dimensions

Width / length / end cover width	[mm]
Height (NS 35:7.5 / NS 35:15)	[mm]

Technical data in accordance with IEC/ DIN VDE

Maximum load current / cross section	[A] / [mm ²]
Rated surge voltage / contamination class	[kV] / -
Surge voltage category / insulation material group	- / -

Connection capacity

Stranded with ferrule with plastic sleeve	[mm ²]
Stranded with ferrule without plastic sleeve	[mm ²]
Stranded with TWIN ferrule with plastic sleeve	[mm ²]
Stripping length	[mm]

Internal cylindrical gauge (IEC 60 947-1)

Insulating material

Inflammability class in acc. with UL 94	
---	--

Approval data (UL and CSA/CUL)

Nom. voltage / nom. current / conduc. sizes	UL: [V] / [A] / AWG
	CSA/CUL: [V] / [A] / AWG

Type	Order No.	Pcs. Pkt.
ST 2,5-3PV	30 36 06 8	50
D-ST 2,5-3L	30 36 66 0	50
ISH 2,5/0,2	30 02 84 3	50
ISH 2,5/0,5	30 02 85 6	50
ISH 2,5/1	30 02 86 9	50
FBS 2-5	I _{max} : 20 A 30 30 16 1	50
FBS 3-5	20 A 30 30 17 4	50
FBS 4-5	20 A 30 30 18 7	50
FBS 5-5	20 A 30 30 19 0	50
FBS 10-5	20 A 30 30 21 3	10
FBS 20-5	20 A 30 30 22 6	10
PAI 4	30 30 92 5	10
PS-5	30 30 98 3	10
STP 5-3	08 10 56 2	10
WST 2,5	30 30 94 1	10
SZF 1 - 0,6 x 3,5	12 04 51 7	10
ZBFM 5 /WH:UNPRINTED	08 03 59 5	10

5.2 / 99.5 / 2.2

58 / 65.5

28 / 4

6 / 3

III / I

0.25 - 2.5

0.25 - 2.5

0,5

10

A 3

PA

V0

-

-

Three-Level Spring Cage Terminal Block

ST 2,5-3PE



(IEC) [mm ²]	rigid solid	flexible stranded	AWG	I [A]	U [V]
Connection data	0.2-4	0.2-2.5	24-12	28	500

Technical data

Spring cage terminal block,
for mounting on gray terminal width 5.2

(1) **End cover** gray

(2) **Insulating stop sleeve**, prevents unintentional clamping of the insulation in the case of smaller cross sections
Cross section range:
0.2 mm² white
0.25-0.5 mm² gray
0.75-1 mm² black

(3) **Double marker carrier**, can be labeled with ZB 5 and ZBFM 5

(4) **Warning cover**, for the operating shafts of the "mini-spring" ST spring cage terminal blocks

(5) **Screwdriver**, for actuating the tension spring

(6) **Zack marker sheet**, flat, 120-section, for labeling the outer marker grooves white

Dimensions

Width / length / end cover width [mm]
Height (NS 35:7.5 / NS 35:15) [mm]

Technical data in accordance with IEC/ DIN VDE

Maximum load current / cross section [A] / [mm²]
Rated surge voltage / contamination class [kV] / -
Surge voltage category / insulation material group - / -

Connection capacity

Stranded with ferrule with plastic sleeve [mm²]
Stranded with ferrule without plastic sleeve [mm²]
Stranded with TWIN ferrule with plastic sleeve [mm²]
Stripping length [mm]

Internal cylindrical gauge (IEC 60 947-1)

Insulating material

Inflammability class in acc. with UL 94

Approval data (UL and CSA/CUL)

Nom. voltage / nom. current / conduc. sizes UL: [V] / [A] / AWG
CSA/CUL: [V] / [A] / AWG

Type	Order No.	Pcs. Pkt.
ST 2,5-3PE	30 36 07 1	50
D-ST 2,5-3L	30 36 66 0	50
ISH 2,5/0,2	30 02 84 3	50
ISH 2,5/0,5	30 02 85 6	50
ISH 2,5/1	30 02 86 9	50
STP 5-3	08 10 56 2	10
WST 2,5	30 30 94 1	10
SZF 1 - 0,6 x 3,5	12 04 51 7	10
ZBFM 5 /WH:UNPRINTED	08 03 59 5	10

5.2 / 99.5 / 2.2

58 / 65.5

-

6 / 3

III / I

0.25 - 2.5

0.25 - 2.5

0.5

10

A 3

PA


V0

-

-










Three-Level Spring Cage Terminal Block

ST 2,5-PE/L/N



(IEC) [mm ²]	rigid solid	flexible stranded	AWG	I [A]	U [V]
Connection data	0.2-4	0.2-2.5	24-12	28	500

Technical data

Spring cage terminal block, for mounting on 	gray	terminal width 5.2	
(1) End cover	gray		
(2) Insulating stop sleeve , prevents unintentional clamping of the insulation in the case of smaller cross sections Cross section range:			white gray black
(3) Plug-in bridge , for cross-connections in the terminal center			2-pos. 3-pos. 4-pos. 5-pos. 10-pos. 20-pos.
(4) Test adapter , for 4 mm Ø test connector PS and 4 mm Ø safety test connectors, making contact in the bridge shaft			
(5) Modular test connector , for individual assembly of test connector strips, can be labeled with ZBFM 5			
(6) Double marker carrier , can be labeled with ZB 5 and ZBFM 5			
(7) Warning cover , for the operating shafts of the "mini-spring" ST spring cage terminal blocks			
(8) Screwdriver , for actuating the tension spring			
(9) Zack marker sheet , flat, 120-section, for labeling the outer marker grooves	white		

Dimensions

Width / length / end cover width	[mm]
Height (NS 35:7.5 / NS 35:15)	[mm]

Technical data in accordance with IEC/ DIN VDE

Maximum load current / cross section	[A] / [mm ²]
Rated surge voltage / contamination class	[kV] / -
Surge voltage category / insulation material group	- / -

Connection capacity

Stranded with ferrule with plastic sleeve	[mm ²]
Stranded with ferrule without plastic sleeve	[mm ²]
Stranded with TWIN ferrule with plastic sleeve	[mm ²]
Stripping length	[mm]

Internal cylindrical gauge (IEC 60 947-1)

Insulating material

Inflammability class in acc. with UL 94

Approval data (UL and CSA/CUL)

Nom. voltage / nom. current / conduc. sizes	UL: [V] / [A] / AWG
	CSA/CUL: [V] / [A] / AWG

Type	Order No.	Pcs. Pkt.	
ST 2,5-PE/L/N	30 36 08 4	50	
D-ST 2,5-3L	30 36 66 0	50	
ISH 2,5/0,2	30 02 84 3	50	
ISH 2,5/0,5	30 02 85 6	50	
ISH 2,5/1	30 02 86 9	50	
FBS 2-5	I_{max} : 22 A	30 30 16 1	50
FBS 3-5	22 A	30 30 17 4	50
FBS 4-5	22 A	30 30 18 7	50
FBS 5-5	22 A	30 30 19 0	50
FBS 10-5	22 A	30 30 21 3	10
FBS 20-5	22 A	30 30 22 6	10
PAI 4	30 30 92 5	10	
PS-5	30 30 98 3	10	
STP 5-3	08 10 56 2	10	
WST 2,5	30 30 94 1	10	
SZF 1 - 0,6 x 3,5	12 04 51 7	10	
ZBFM 5 /WH:UNPRINTED	08 03 59 5	10	

5.2 / 99.5 / 2.2

58 / 65.5

28 / 4

6 / 3

III / I

0.25 - 2.5

0.25 - 2.5

0.5

10

A 3

PA

V0

-

-








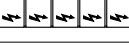

Three-Level Spring Cage Terminal Block

ST 2,5-PE/L/L



(IEC) [mm ²]	rigid solid	flexible stranded	AWG	I [A]	U [V]
Connection data	0.2-4	0.2-2.5	24-12	28	500

Technical data

Spring cage terminal block, for mounting on 	gray	terminal width 5.2	
(1) End cover	gray		
(2) Insulating stop sleeve , prevents unintentional clamping of the insulation in the case of smaller cross sections Cross section range:			white gray black
(3) Plug-in bridge , for cross-connections in the terminal center	2-pos. 3-pos. 4-pos. 5-pos. 10-pos. 20-pos.		
(4) Test adapter , for 4 mm Ø test connector PS and 4 mm Ø safety test connectors, making contact in the bridge shaft			
(5) Modular test connector , for individual assembly of test connector strips, can be labeled with ZBFM 5			
(6) Double marker carrier , can be labeled with ZB 5 and ZBFM 5			
(7) Warning cover , for the operating shafts of the "mini-spring" ST spring cage terminal blocks			
(8) Screwdriver , for actuating the tension spring			
(9) Zack marker sheet , flat, 120-section, for labeling the outer marker grooves	white		

Dimensions

Width / length / end cover width	[mm]
Height (NS 35:7.5 / NS 35:15)	[mm]

Technical data in accordance with IEC/ DIN VDE

Maximum load current / cross section	[A] / [mm ²]
Rated surge voltage / contamination class	[kV] / -
Surge voltage category / insulation material group	- / -

Connection capacity

Stranded with ferrule with plastic sleeve	[mm ²]
Stranded with ferrule without plastic sleeve	[mm ²]
Stranded with TWIN ferrule with plastic sleeve	[mm ²]
Stripping length	[mm]

Internal cylindrical gauge (IEC 60 947-1)

Insulating material

Inflammability class in acc. with UL 94	
---	--

Approval data (UL and CSA/CUL)

Nom. voltage / nom. current / conduc. sizes	UL: [V] / [A] / AWG
	CSA/CUL: [V] / [A] / AWG

Type	Order No.	Pcs. Pkt.
ST 2,5-PE/L/L	30 36 09 7	50
D-ST 2,5-3L	30 36 66 0	50
ISH 2,5/0,2	30 02 84 3	50
ISH 2,5/0,5	30 02 85 6	50
ISH 2,5/1	30 02 86 9	50
FBS 2-5	I _{max} : 22 A 30 30 16 1	50
FBS 3-5	22 A 30 30 17 4	50
FBS 4-5	22 A 30 30 18 7	50
FBS 5-5	22 A 30 30 19 0	50
FBS 10-5	22 A 30 30 21 3	10
FBS 20-5	22 A 30 30 22 6	10
PAI 4	30 30 92 5	10
PS-5	30 30 98 3	10
STP 5-3	08 10 56 2	10
WST 2,5	30 30 94 1	10
SZF 1 - 0,6 x 3,5	12 04 51 7	10
ZBFM 5 /WH:UNPRINTED	08 03 59 5	10

5.2 / 99.5 / 2.2
58 / 65.5
28 / 4
6 / 3
III / I
0.25 - 2.5
0.25 - 2.5
0.5
10
A 3
PA
V0
-
-