THIS DRAWING IS UNPUBLISHED. RELEASED FOR PUBLICATION -.- .
© COPYRIGHT – TE Connectivity Ltd. ALL RIGHTS RESERVED.

REVISIONS

P	LTR	DESCRIPTION	DATE	DWN	APVD
	M1	REVISED PER ECO-09-020932	08SEP09	KK	AEG
	N	REVISED PER ECO-18-000976	13APR2018	RS	JO

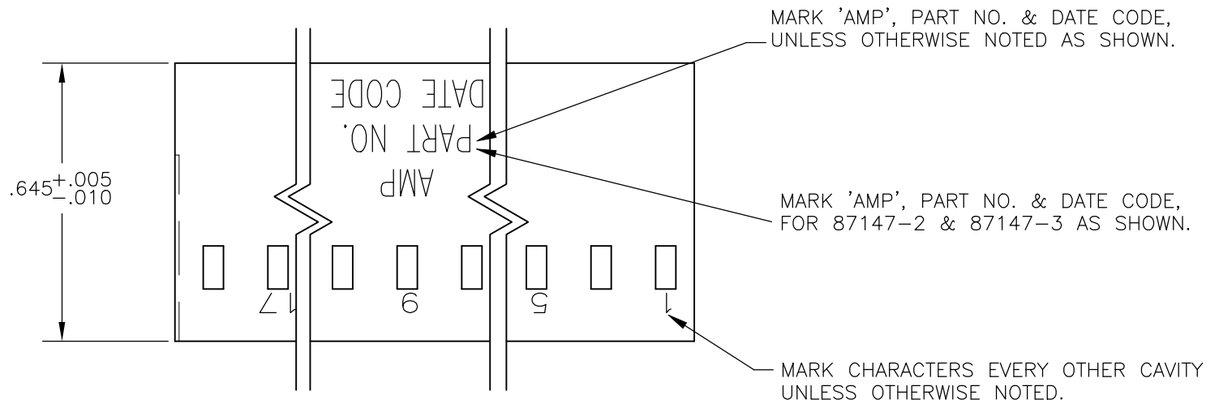

1. CAVITY LOCATION DIMENSIONS INCREASE IN INCREMENTS OF .150±.003 TOLERANCE NON-CUMULATIVE.
2. USE EXTRACTION TOOL #91052-1 TO REMOVE RECEPTACLES FROM HOUSING.
3. OBSOLETE PARTS: OBSOLETE CIS STREAMLINING PER D.RENAUD/D.SINISI

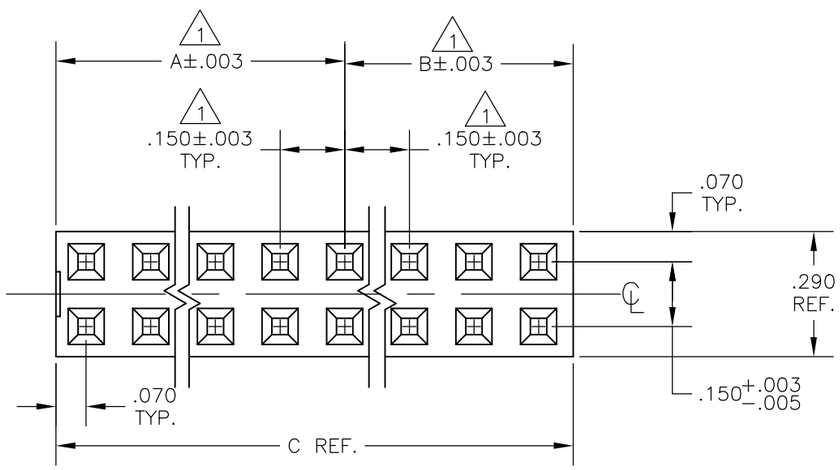

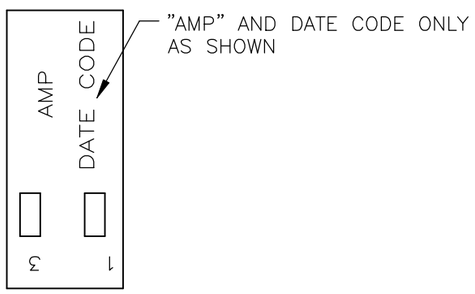

87147-1
MARKED AS SHOWN

	C	B	A	NO. OF POS.	PART NUMBER
OBSOLETE	3.590	1.650	1.800	48	1-87147-6
OBSOLETE	4.490	2.100	2.250	60	1-87147-5
	2.990	1.350	1.500	40	1-87147-4
3 OBSOLETE	2.390	1.050	1.200	32	1-87147-3
SUPERSEDED	2.240	1.050	1.050	30	1-87147-2
OBSOLETE	2.090	.900	1.050	28	1-87147-1
OBSOLETE	1.640	.750	.750	22	1-87147-0
OBSOLETE	1.490	.600	.750	20	87147-9
OBSOLETE	1.340	.600	.600	18	87147-8
OBSOLETE	1.190	.450	.600	16	87147-7
OBSOLETE	1.040	.450	.450	14	87147-6
OBSOLETE	.890	.300	.450	12	87147-5
OBSOLETE	.740	.300	.300	10	87147-4
OBSOLETE	.590	.150	.300	8	87147-3
OBSOLETE	.440	.150	.150	6	87147-2
OBSOLETE	.290	–	.150	4	87147-1

87147

THIS DRAWING IS A CONTROLLED DOCUMENT.

DIMENSIONS: INCHES

TOLERANCES UNLESS OTHERWISE SPECIFIED:
0 PLC ± –
1 PLC ± –
2 PLC ± –
3 PLC ± .005
4 PLC ± –
ANGLES ± –

MATERIAL: GLASS FILLED NYLON COLOR-BLACK

FINISH: –

DWN MATTHEWS BG 1-26-90
CHK P.SREMCICH 10-5-93
APVD P.SREMCICH 10-5-93
PRODUCT SPEC —
APPLICATION SPEC —
WEIGHT

TE Connectivity Ltd.

NAME: HOUSING , MOD IV , .150 X .150 GRID, DOUBLE ROW, CRIMP SNAP-IN –

SIZE A2 | CAGE CODE 00779 | DRAWING NO C-87147 | RESTRICTED TO —

CUSTOMER DRAWING | SCALE 4:1 | SHEET 1 OF 1 | REV N

1471-9 (1/15)