

PAGE 1/2

ISSUE 22-03-22

SERIE : SPnT

PART NUMBER : R573403630

RF CHARACTERISTICS

Number of ways : **6**
 Frequency range : **0 - 18 GHz**
 Impedance : **50 Ohms**

| Frequency (GHz) | DC - 3 | 3 - 8 | 8 - 12.4 | 12.4 - 18 |
|--------------------|----------------|----------------|----------------|----------------|
| VSWR max | 1.20 | 1.30 | 1.40 | 1.50 |
| Insertion loss max | 0.20 dB | 0.30 dB | 0.40 dB | 0.50 dB |
| Isolation min | 80 dB | 70 dB | 60 dB | 60 dB |
| Average power (*) | 240 W | 150 W | 120 W | 100 W |

ELECTRICAL CHARACTERISTICS

Actuator : **NORMALLY OPEN**
 Nominal current ** : **102 mA**
 Actuator voltage (Vcc) : **28V (24 to 30V) / NEGATIVE COMMON**
 Terminals : **solder pins (250°C max. / 30 sec.)**

MECHANICAL CHARACTERISTICS

Connectors : **SMA female per MIL-C 39012**
 Life : **5 million cycles per position**
 Switching Time*** : **< 15 ms**
 Construction : **Splashproof**
 Weight : **< 180 g**

ENVIRONMENTAL CHARACTERISTICS

Operating temperature range : **-40°C to +85°C**
 Storage temperature range : **-55°C to +85°C**

(* Average power at 25°C per RF Path)

(** At 25° C ±10%)

(*** Nominal voltage ; 25° C)



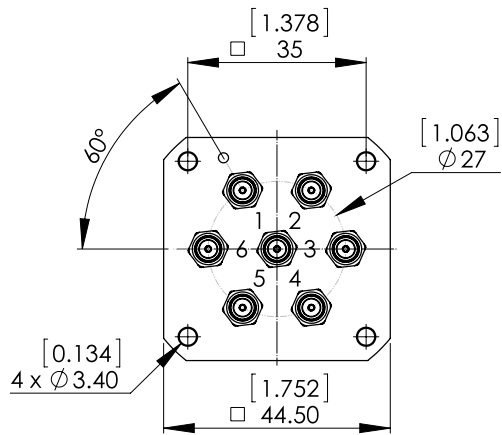
PAGE 2/2

ISSUE 22-03-22

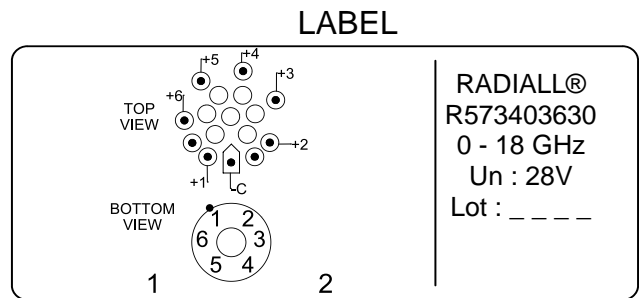
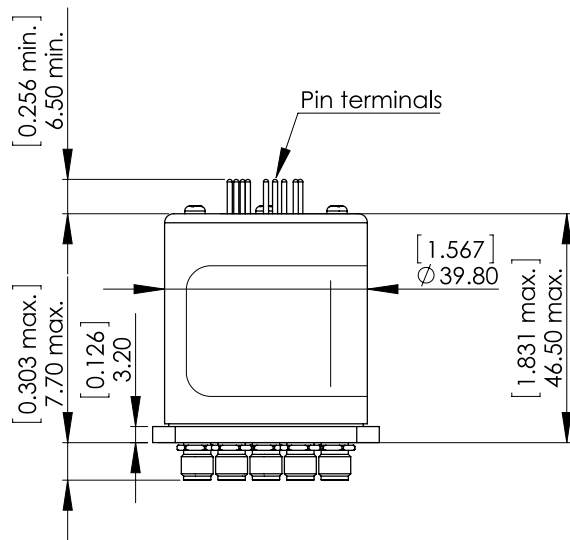
SERIE : SPnT

PART NUMBER : R573403630

DRAWING



| Voltage | RF Continuity |
|---------|---------------|
| -C +1 | IN ↔ 1 |
| -C +2 | IN ↔ 2 |
| -C +3 | IN ↔ 3 |
| -C +4 | IN ↔ 4 |
| -C +5 | IN ↔ 5 |
| -C +6 | IN ↔ 6 |



General tolerances : ±0,5 mm [0,02 in]

SCHEMATIC DIAGRAM

