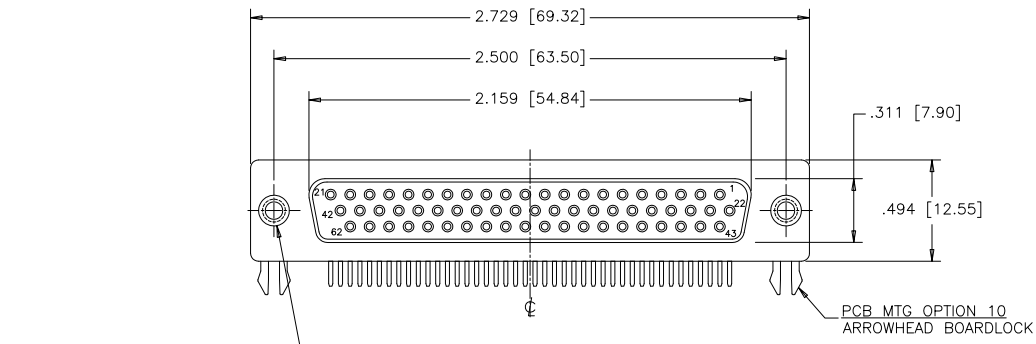
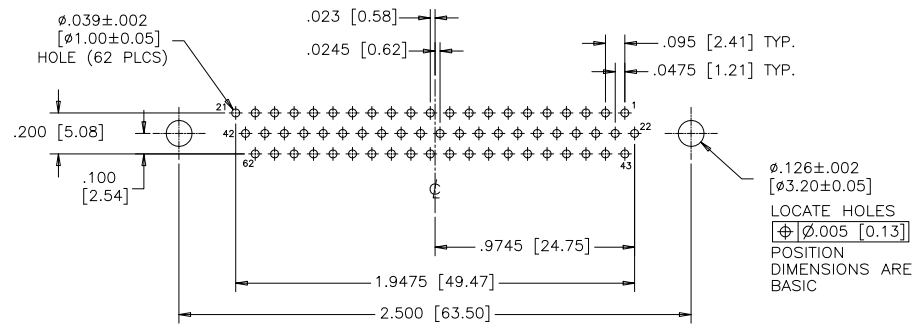
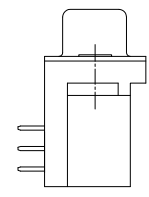
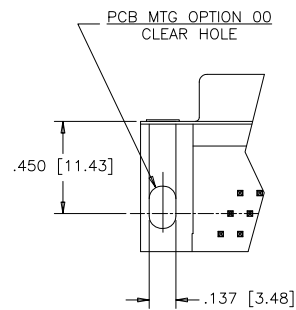
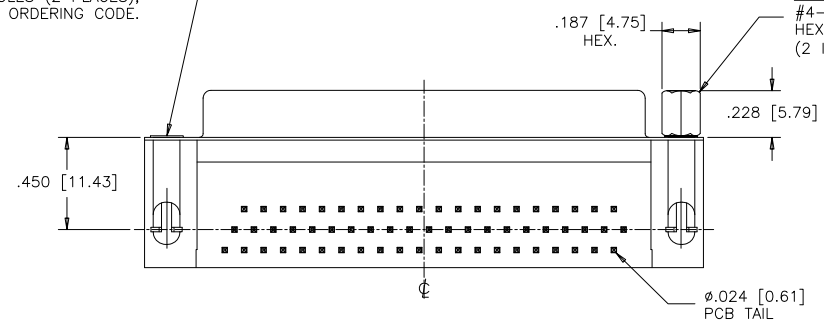
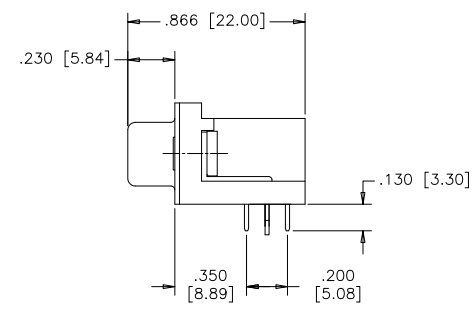


REVISIONS			
REV	ECN, ERN NO.	DATE	APPRD.
B	PRODUCT DRAWING (EAR 14658)	MAY4/18	K.L.



PANEL MTG OPTIONS 0 OR 1  
 .120 [3.05] DIA. OR #4-40  
 THROUGH HOLES (2 PLACES).  
 SEE ORDERING CODE.

PANEL MTG OPTION 2  
 #4-40 UNC THREADED  
 HEX JACK SOCKET  
 (2 INSTALLED)



RECOMMENDED P.C.B LAYOUT  
 (COMPONENT SIDE OF BOARD)

ORDERING CODE:

PART NUMBER: 1 7 E B H - 0 6 2 S A M - 2 1 0

- SERIES \_\_\_\_\_
- NUMBER OF CONTACTS \_\_\_\_\_
- STYLE \_\_\_\_\_
- CONTACT PLATING OPTIONS FOR ENGAGEMENT AREA \_\_\_\_\_
- PCB MOUNTING OPTIONS \_\_\_\_\_
- PANEL MOUNTING OPTIONS \_\_\_\_\_

SPECIFICATIONS:

- MATERIALS: ALL MATERIALS ARE RoHS COMPLIANT.
- SHELLS: STEEL, NICKEL PLATED.
- INSERTS: HIGH TEMPERATURE RESISTANT NYLON, GLASS REINFORCED, UL FLAMMABILITY RATING 94V-0, COLOUR: BLACK.
- CONTACTS: COPPER ALLOY, GOLD PLATING (SEE ORDERING CODE) OVER 50µ" [1.27 MICRONS] NICKEL ON ENGAGEMENT AREA WITH 100µ" [2.54 MICRONS] MIN. MATTE TIN ON CONTACT TERMINALS.
- BOARDLOCK: COPPER ALLOY, TIN PLATED.

ELECTRICAL DATA:

- CURRENT RATING: 3 AMP
- CONTACT RESISTANCE: 15 MILLIOHMS MAX.
- INSULATION RESISTANCE: 5000 MEGOHMS MIN.
- DIELECTRIC WITHSTANDING VOLTAGE: 1000 VAC rms
- OPERATING TEMPERATURE: -55°C TO +105°C

DRAWN	J.LEE	DATE	DEC12/06
DESIGNED			
CHECKED	K.LAMBIE	DATE	DEC12/06
I. E. APPRD.			
Q. A. APPRD.			
DWG. APPRD.			

Amphenol Canada Corp.

TITLE: 17EBH SERIES HIGH DENSITY D-SUB CONNECTOR, 62 SIZE SOCKET, RIGHT ANGLE PCB CONTACTS, PLATING & MOUNTING OPTIONS, RoHS COMPLIANT

THIS DOCUMENT CONTAINS PROPRIETARY INFORMATION AND SUCH INFORMATION MAY NOT BE DISCLOSED TO OTHERS FOR ANY PURPOSE OR USED FOR MANUFACTURING PURPOSES WITHOUT WRITTEN PERMISSION FROM AMPHENOL CANADA CORP.

ENG. REL. NO.		DWG	DRAWING NO.	REV.
REF.	EAR 12992	C	P-17EBH-062SXX-XX0	B
DIMENSIONS ARE IN	INCHES [mm]	SCALE	2/1	WT. _____
CODE ID. NO.	03554	SURF.	_____	SHEET 1 OF 1