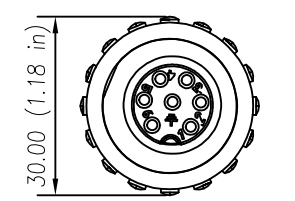
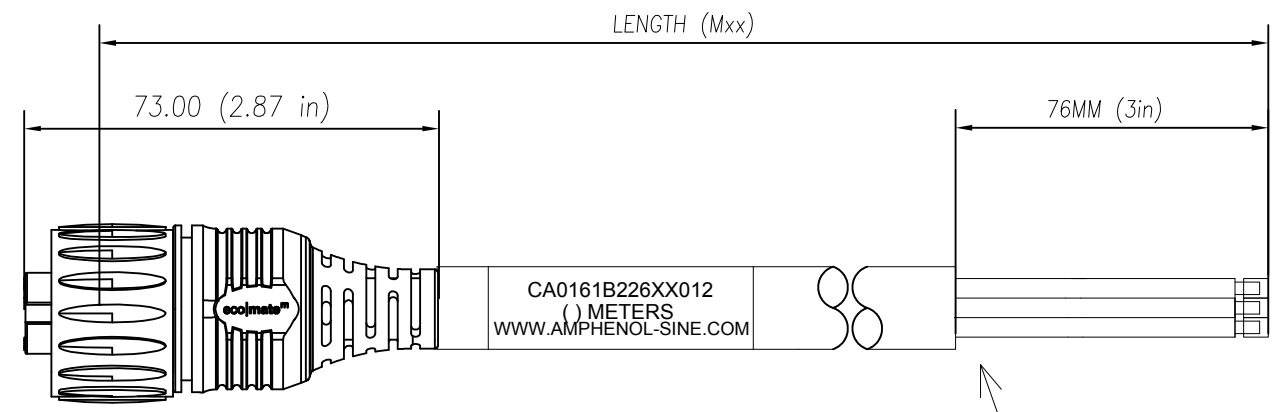


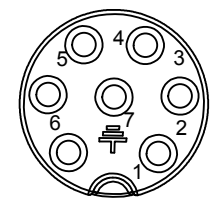
8 7 6 5 4 3 2 1

REVISIONS							
REV	ZONE	ECO	DESCRIPTION	DATE	BY	CHK	APPR
A1	-	-	TECHNICAL DATA SHEET RELEASE	14-JULY-2017	RO	-	-

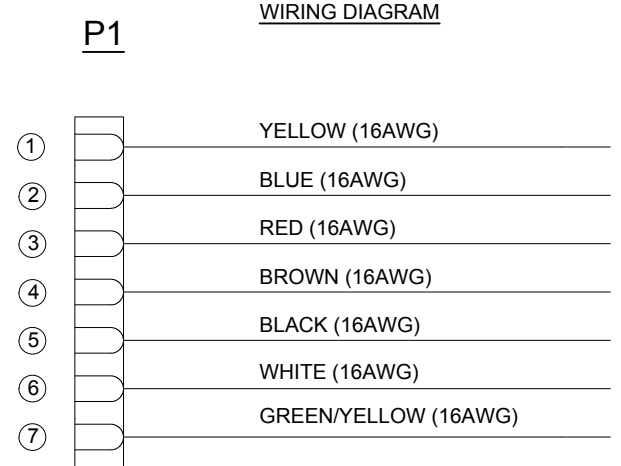
Part Number	Length (Meters)
CA0161B22601012	1 (3.28 FEET)
CA0161B22602012	2 (6.56 FEET)
CA0161B22603012	3 (9.84 FEET)
CA0161B22605012	5 (16.40 FEET)
CA0161B22607012	7 (22.96 FEET)
CA0161B22610012	10 (32.80 FEET)
CA0161B22613012	13 (42.65 FEET)
CA0161B22615012	15 (49.21 FEET)



FEMALE CONNECTOR PLUG



FACE VIEW



WIRING DIAGRAM

WIRES SEMI-STRIP AT 9.5MM (3/8")

TECHNICAL DATA:

- 1) MATERIALS:
 - COUPLING NUT: NYLON PA 6.6
 - INSULATION INSERT: NYLON PA 6.6, UL 94V-0
 - CONTACT: SILVER PLATED
 - OVERMOLD MATERIAL: THERMOPLASTIC COLOR: BLACK
 - CABLE RATING: UL LISTED: TC-ER PER UL 1277, MTW PER UL 1063, WTTT PER UL 2277, SUMERSIBLE
 - PUMP ATTRIBUTES LISTED: UL OIL RES I/II, 75°C WET; 90°C DRY, SUNLIGHT RESISTANT, DIRECT BURIAL, NFPA 79 2015
 - CABLE JACKET MATERIAL: PVC COLOR: BLACK
 - CONDUCTOR INSULATION: PVC
 - NUMBER OF CONDUCTORS: (7) 16AWG
 - GASKET MATERIAL: NEOPREN
- 2) ELECTRICAL DATA:
 - CURRENT (MAX): 13A
 - VOLTAGE (MAX): 250V AC/DC
 - INSULATION RESISTANCE (MIN): 100M OHMS
 - RATED IMPULSE WITHSTAND VOLTAGE: 6000V
- 3) MECHANICAL DATA:
 - TEMPERATURE RANGE: -40°C TO +100°C
 - PROTECTION: IP68 (MATED CONDITION)
 - MATING CYCLES: >500
- 4) RoHS COMPLIANT

Risk of Electrical Shock
Do Not Disconnect Under Load.
Risque de chocs electriques
Ne pas debrancher sous tension.

WARNING

TOLERANCE	
0-2.99 M = +100.0/-25.0mm	0-9.99 FT = +4" / -1"
3-8.99 M = +150.0/-25.0mm	10.00-29.99 FT = +6" / -1"
9-14.99 M = +300.0/-25.0mm	30.00-49.99 FT = +12" / -1"
15-OVER M = +450.0/-25.0mm	50 FT-OVER = +18" / -1"

QUANTITY	PART NUMBER	DESCRIPTION	ITEM
		MATERIALS LIST	
<p>UNLESS OTHERWISE SPECIFIED: 1) All dimensions are in metric(mm). 2) Tolerances are as follows: 1 PL DEC ±0.30 2 PL DEC ±0.15 3 PL DEC ±0.08 3) Note reference = </p>			
SIGNATURES		DATE	
DRAWN: KJM		12-MAY-14	
CHECKED: MRF		12-MAY-14	
ENGINEER: KJM			
APPROVAL: RFC		12-MAY-14	
MATERIAL SPECIFICATIONS:			
CUSTOMER:			
THIS DRAWING IS SUPPLIED FOR INFORMATION ONLY. DESIGN FEATURES, SPECIFICATIONS AND PERFORMANCE DATA SHOWN HEREON ARE THE PROPERTY OF THE AMPHENOL CORPORATION. NO RIGHTS OF REPRODUCTION ARE IMPLIED. ALL DIMENSIONS ARE SUBJECT TO NORMAL MANUFACTURING VARIATIONS.			
SCALE: HALF	SIZE: C-	DWG NO: CA0161B226XX012	REVISION: A1
NEXT ASSY:		CA0161B226XX012	SHEET 1 OF 1

TITLE: WIRE STRIP-STRIP WIRE
 DWG NO: MCA0161B226XX012
 REV: C1 SHEET 1 OF 1

8 7 6 5 4 3 2 1