

Features

- Low Gate Threshold Voltage
- Low Input Capacitance
- Low On-Resistance
- Epoxy Meets UL 94 V-0 Flammability Rating
- Moisture Sensitivity Level 1
- Halogen Free. "Green" Device ⁽¹⁾
- Lead Free Finish/RoHS Compliant ("P" Suffix Designates RoHS Compliant. See Ordering Information)

Maximum Ratings

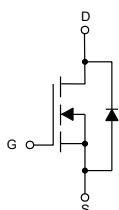
- Operating Junction Temperature Range: -55°C to +150°C
- Storage Temperature: -55°C to +150°C
- Thermal Resistance: 833°C/W Junction to Ambient

Parameter	Symbol	Rating	Unit	
Drain-Source Voltage	V_{DS}	60	V	
Gate-Source Voltage	V_{GS}	Continuous	±20	V
		Pulsed	±40	V
Drain-Gate Voltage	$R_{GS} \leq 1.0M\Omega$	60V	V	
Drain Current ⁽²⁾	I_D	Continuous	0.115	A
		Continuous@100°C	0.073	A
		Pulsed	0.80	A
Power Dissipation ⁽²⁾	P_D	0.15	W	

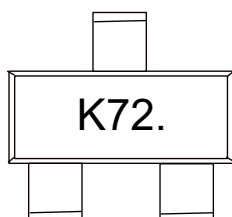
Note: 1. Halogen free "Green" products are defined as those which contain <900ppm bromine, <900ppm chlorine (<1500ppm total Br + Cl) and <1000ppm antimony compounds.

2. Valid Provided That Terminals are Kept at Specified Ambient Temperature.

Internal Structure and Marking Code

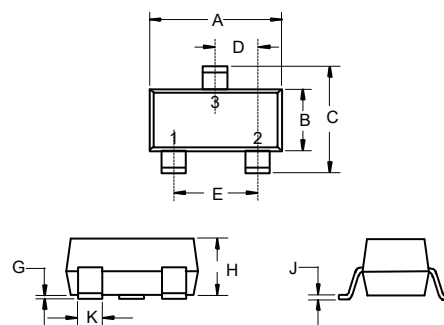


1. GATE
2. SOURCE
3. DRAIN



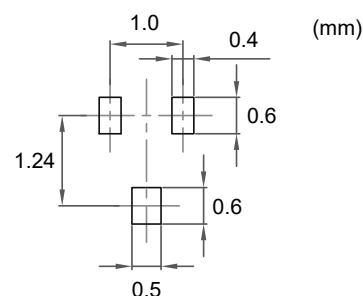
N-Channel MOSFET

SOT-523



DIM	INCHES		MM		NOTE
	MIN	MAX	MIN	MAX	
A	0.059	0.067	1.50	1.70	
B	0.030	0.033	0.75	0.85	
C	0.057	0.069	1.45	1.75	
D	0.020		0.50		TYP.
E	0.035	0.043	0.90	1.10	
G	0.000	0.004	0.00	0.10	
H	0.024	0.031	0.60	0.80	
J	0.004	0.008	0.10	0.20	
K	0.006	0.014	0.15	0.35	

Suggested Solder Pad Layout



ELECTRICAL CHARACTERISTICS (Ta=25°C unless otherwise specified)

Parameter	Symbol	Test conditions	Min	Typ	Max	Unit
Drain-Source Breakdown Voltage	$V_{(BR)DSS}$	$V_{GS}=0V, I_D=10\mu A$	60			V
Gate-Threshold Voltage ⁽³⁾	$V_{GS(th)}$	$V_{DS}=V_{GS}, I_D=250\mu A$	1.0		2.0	V
Gate-Body Leakage	I_{GSS}	$V_{DS}=0V, V_{GS}=\pm 20V$			±10	μA
Zero Gate Voltage Drain Current	I_{DSS}	$V_{DS}=60V, V_{GS}=0V, T_C=25^\circ C$			1.0	μA
		$V_{DS}=60V, V_{GS}=0V, T_C=125^\circ C$			500	
On-State Drain Current	$I_{D(on)}$	$V_{DS}=7.5V, V_{GS}=10V$	500	1000		mA
Drain-Source On-Resistance ⁽³⁾	$R_{DS(on)}$	$V_{GS}=10V, I_D=500mA$		4.4	13.5	Ω
		$V_{GS}=5V, I_D=50mA$		2.0	7.5	
Forward Transconductance	g_{fs}	$V_{DS}=10V, I_D=200mA$	80			ms
Input Capacitance	C_{iss}	$V_{DS}=25V, V_{GS}=0V, f=1MHz$		22	50	pF
Output Capacitance	C_{oss}			11	25	
Reverse Transfer Capacitance	C_{rss}			2	5	
Turn-On Time	$t_{d(on)}$	$V_{DD}=30V, V_{GEN}=10V, R_L=150\Omega,$ $I_D=200mA, R_{GEN}=25\Omega$		7.0	20	ns
Turn-Off Time	$t_{d(off)}$			11	20	

Note: 2. Valid Provided That Terminals are Kept at Specified Ambient Temperature.

3. Pulse Test: Pulse Width $\leq 300\mu s$, Duty Cycle $\leq 2\%$.

Curve Characteristics

Fig. 1 - Output Characteristics

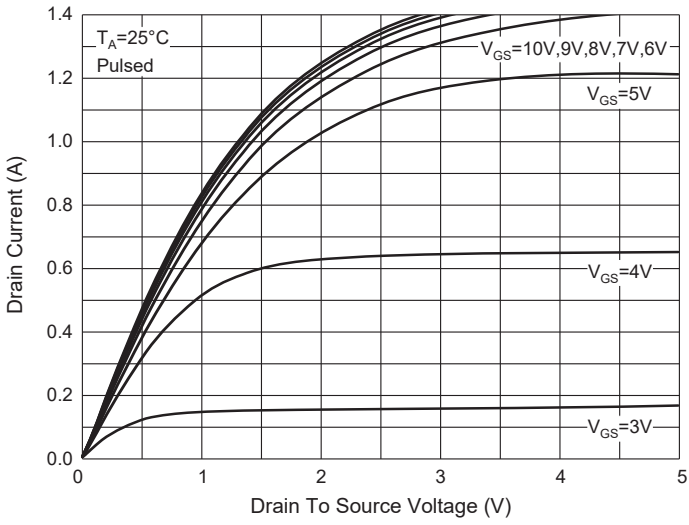


Fig. 2 - Transfer Characteristics

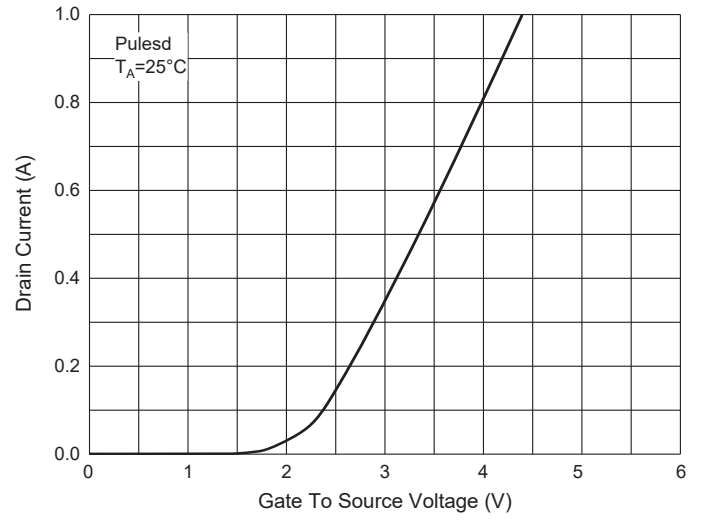


Fig. 3 - $R_{DS(ON)} - I_D$

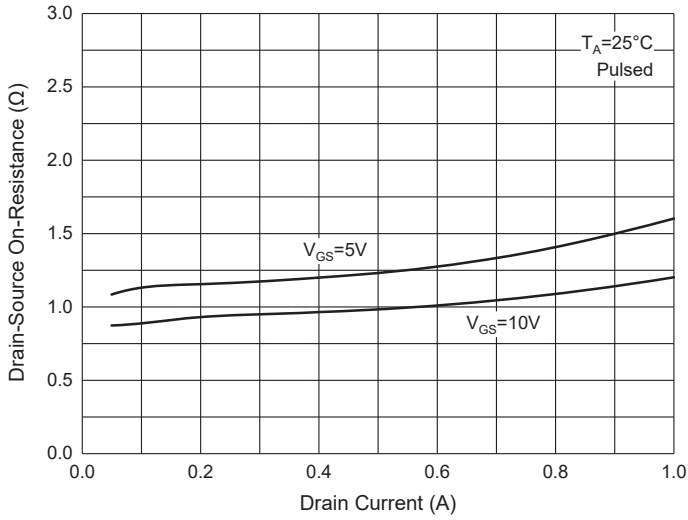


Fig. 3 - $R_{DS(ON)} - V_{GS}$

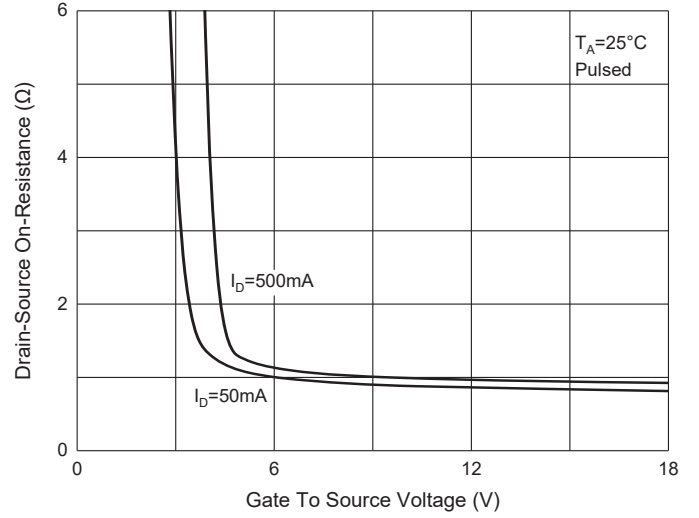
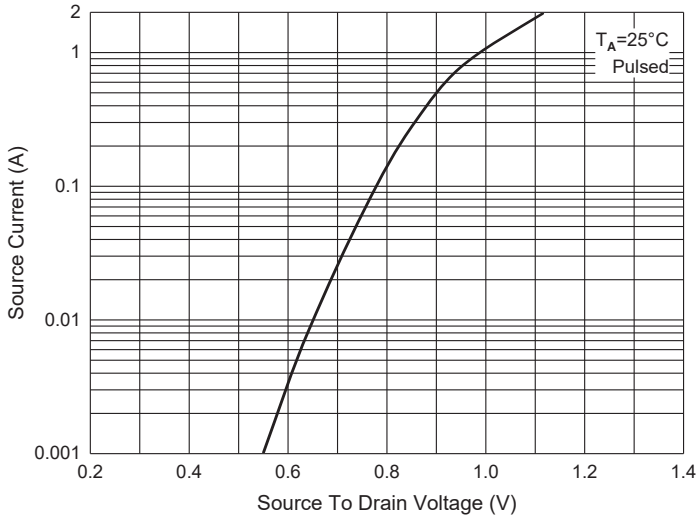


Fig. 5 - $I_S - V_{SD}$



Ordering Information

Device	Packing
Part Number-TP	Tape&Reel:3Kpcs/Reel

*****IMPORTANT NOTICE*****

Micro Commercial Components Corp. reserves the right to make changes without further notice to any product herein to make corrections, modifications , enhancements , improvements , or other changes . *Micro Commercial Components Corp.* does not assume any liability arising out of the application or use of any product described herein; neither does it convey any license under its patent rights ,nor the rights of others . The user of products in such applications shall assume all risks of such use and will agree to hold *Micro Commercial Components Corp.* and all the companies whose products are represented on our website, harmless against all damages. *Micro Commercial Components Corp.* products are sold subject to the general terms and conditions of commercial sale, as published at <https://www.mccsemi.com/Home/TermsAndConditions>.

*****LIFE SUPPORT*****

MCC's products are not authorized for use as critical components in life support devices or systems without the express written approval of Micro Commercial Components Corporation.

*****CUSTOMER AWARENESS*****

Counterfeiting of semiconductor parts is a growing problem in the industry. Micro Commercial Components (MCC) is taking strong measures to protect ourselves and our customers from the proliferation of counterfeit parts. MCC strongly encourages customers to purchase MCC parts either directly from MCC or from Authorized MCC Distributors who are listed by country on our web page cited below. Products customers buy either from MCC directly or from Authorized MCC Distributors are genuine parts, have full traceability, meet MCC's quality standards for handling and storage. **MCC will not provide any warranty coverage or other assistance for parts bought from Unauthorized Sources.** MCC is committed to combat this global problem and encourage our customers to do their part in stopping this practice by buying direct or from authorized distributors.